


As at the Quarter Ending December 31, 2020


Department : State Universities and Colleges (SUCs)
 Agency : Benguet State University
 Operating Unit : < not applicable >
 Organization Code : 08 017 0000000
 Fund Cluster : 05 - Internally Generated Funds


Classification/Sources of Revenue and Other Receipts	UACS CODE	REVENUE TARGET (Annual) per BESF	Actual Revenue and Other Receipts Collections					Cumulative Remittance/Deposits to Date			Variance		Remarks
			1st Quarter Ending March 31	2nd Quarter Ending June 30	3rd Quarter Ending Sept. 30	4th Quarter Ending Dec. 31	Total	Remittance to BTr	Deposited with AGDB	TOTAL	Amount	%	
1	2	3	4	5	6	7	8=[(6+(-)7)-8+9]	9	10	11=(9+10)	12=(8-3)	13=(12/3)	14
Internally Generated Funds		189,864,000.00	42,829,892.25	3,916,380.02	9,775,017.70	41,695,336.37	98,216,626.34	0.00	45,345,915.72	45,345,915.72	(91,447,373.66)	-48 %	
Revenue Collections		189,864,000.00	42,829,892.25	3,916,380.02	9,775,017.70	41,695,336.37	98,216,626.34	0.00	45,345,915.72	45,345,915.72	(91,447,373.66)	-48 %	
Cash Revenue		189,864,000.00	42,829,892.25	3,916,380.02	9,775,017.70	41,695,336.37	98,216,626.34	0.00	45,345,915.72	45,345,915.72	(91,447,373.66)	-48 %	
Non-Tax		189,864,000.00	42,829,892.25	3,916,380.02	9,775,017.70	41,695,336.37	98,216,626.34	0.00	45,345,915.72	45,345,915.72	(91,447,373.66)	-48 %	
Income Collected from Students	4020201002	75,780,000.00	29,133,184.63	2,364,283.85	5,888,604.00	30,825,904.37	66,211,978.85	0.00	15,538,674.57	15,538,674.57	(7,568,023.15)	-10 %	
Income from Other Sources	4020201003	31,000,000.00	13,696,707.62	1,552,096.17	3,886,413.70	2,290,963.36	21,426,180.85	0.00	21,228,772.51	21,228,772.51	(9,573,819.15)	-31 %	
Others	4020221099	52,837,000.00	0.00	0.00	0.00	8,578,468.64	8,578,468.64	0.00	8,578,468.64	8,578,468.64	(44,258,531.36)	-84 %	
Income from Grants and Donations in Cash	4040201000	30,047,000.00	0.00	0.00	0.00	0.00	0.00	0.00	0.00	0.00	(30,047,000.00)	-100 %	
Income from Grants and Donations in Kind	4040202000	0.00	0.00	0.00	0.00	0.00	0.00	0.00	0.00	0.00	0.00	0 %	
TOTAL		189,864,000.00	42,829,892.25	3,916,380.02	9,775,017.70	41,695,336.37	98,216,626.34	0.00	45,345,915.72	45,345,915.72	(91,447,373.66)	-48 %	

Certified Correct:


IMELDA BUIS GALINATO
 Accountant IV
 Date:

Approved By:


FELIPE SALAING COMILA
 University President
 Date:



As at the Quarter Ending December 31, 2020

Department : State Universities and Colleges (SUCs)
 Agency : Benguet State University
 Operating Unit : < not applicable >
 Organization Code : 08 017 0000000
 Fund Cluster : 06 - Business Related Funds

Classification/Sources of Revenue and Other Receipts	UACS CODE	REVENUE TARGET (Annual) per BESF	Actual Revenue and Other Receipts Collections					Cumulative Remittance/Deposits to Date			Variance		Remarks
			1st Quarter Ending March 31	2nd Quarter Ending June 30	3rd Quarter Ending Sept. 30	4th Quarter Ending Dec. 31	Total	Remittance to BTr	Deposited with AGDB	TOTAL	Amount	%	
1	2	3	4	5	6	7	8=[(6+(-)7)-8+9]	9	10	11=(9+10)	12=(8-3)	13=(12/3)	14
Business Related Funds		100,205,998.00	15,081,223.41	12,445,254.15	17,467,567.31	16,220,328.07	61,214,372.94	0.00	60,600,657.11	60,600,657.11	(38,991,625.06)	-39 %	
Revenue Collections		100,205,998.00	15,081,223.41	12,445,254.15	17,467,567.31	16,220,328.07	61,214,372.94	0.00	60,600,657.11	60,600,657.11	(38,991,625.06)	-39 %	
Cash Revenue		100,205,998.00	15,081,223.41	12,445,254.15	17,467,567.31	16,220,328.07	61,214,372.94	0.00	60,600,657.11	60,600,657.11	(38,991,625.06)	-39 %	
Non-Tax		100,205,998.00	15,081,223.41	12,445,254.15	17,467,567.31	16,220,328.07	61,214,372.94	0.00	60,600,657.11	60,600,657.11	(38,991,625.06)	-39 %	
Income from Hostels/Dormitories and other Like facilities	4020213000	0.00	304,250.00	2,500.00	37,230.00	253,662.00	597,642.00	0.00	570,222.00	570,222.00	597,642.00	0 %	
Other Sales	4020216099	100,205,998.00	14,382,632.57	12,303,068.15	17,215,667.65	15,841,865.20	59,743,233.57	0.00	59,156,937.74	59,156,937.74	(40,462,764.43)	-40 %	
Other Business Income	4020299099	0.00	394,145.00	139,686.00	214,135.00	124,412.54	872,378.54	0.00	872,378.54	872,378.54	872,378.54	0 %	
Miscellaneous Income	4060999000	0.00	195.84	0.00	534.66	388.33	1,118.83	0.00	1,118.83	1,118.83	1,118.83	0 %	
TOTAL		100,205,998.00	15,081,223.41	12,445,254.15	17,467,567.31	16,220,328.07	61,214,372.94	0.00	60,600,657.11	60,600,657.11	(38,991,625.06)	-39 %	

Certified Correct:

IMELDA BUIS GALINATO

Accountant IV

Date:

Approved By:

FELIPE SALAING COMILA

University President

Date:

