

**QUARTERLY PHYSICAL REPORT OF OPERATION
As of December 31, 2021**


Agency : **State Universities and Colleges (SUCs)
BENGUET STATE UNIVERSITY
< not applicable >**

Organization Code (UACS) :

Particulars	UACS CODE	Physical Target (Budget Year)					Physical Accomplishment (Budget Year)					Variance	Remarks
		1st Quarter	2nd Quarter	3rd Quarter	4th Quarter	Total	1st Quarter	2nd Quarter	3rd Quarter	4th Quarter	Total		
1	2	3	4	5	6	7	8	9	10	11	12	13	14
HIGHER EDUCATION PROGRAM	3101000000000000												
OO : Relevant and quality tertiary education ensured to achieve inclusive													
Outcome Indicators													
1. Percentage of first-time licensure exam takers that pass the licensure exams			61% (Prof Teachers - release of result; Agriculturist)	75% (Vet, ND, ABE, GC, Forester, Librarian)	77% (Prof Teachers; Nurses)	70.26%		65.43%	65.37%	65.42%	65.40%	-4.86%	Target were not met due to limited face-to-face interaction or review, and other reviewees did not attend review classes.
2. Percentage of graduates (2 years prior) that are employed		60%				60%	49%			60.11%	85%	25%	
Output Indicators													
1. Percentage of undergraduate students enrolled in CHED-Identified and RDC-identified priority programs				80%		80%			82.05%		82.05%	2.05%	Data was based on the First Semester enrollment only
2. Percentage of undergraduate programs with accreditation					91%	91%				81.48%	81.48%	-9.52%	The eleven (11) undergraduate programs scheduled for accreditation for Level II and Level III last October 2021 were rescheduled by AACUP on February 14-18, 2022
ADVANCED EDUCATION PROGRAM	3201000000000000												
OO : Higher education research improved to promote economic													
Outcome Indicator													
1. Percentage of graduate school faculty engaged in research work applied in any of the following:													
a. pursuing advanced research degree programs (Ph.D.) or						5%	5%	10% (12/116)			10% (12/116)	0	
b. actively pursuing within the last three (3) years (investigative research, basic and applied scientific research, policy research, social science research) or						70%	70%	65% (75/116)		5.17% (6/116)	70% (81/116)	0	
c. producing technologies for commercialization or livelihood improvement or						0%							

Particulars	UACS CODE	Physical Target (Budget Year)					Physical Accomplishment (Budget Year)					Variance	Remarks
		1st Quarter	2nd Quarter	3rd Quarter	4th Quarter	Total	1st Quarter	2nd Quarter	3rd Quarter	4th Quarter	Total		
1	2	3	4	5	6	7	8	9	10	11	12	13	14
d. whose research work resulted in an extension program						0%							
Output Indicators													
1. Percentage of graduate students enrolled in research degree programs				100%		100%		100%			100.00%	0	
2. Percentage of accredited graduate programs					100%	100%				100%	100%	0	
RESEARCH PROGRAM	3202000000000000												
OO : Higher education research improved to promote economic													
Outcome Indicator													
1. Number of research outputs in the last three years utilized by the industry or by other beneficiaries		12	0	11	0	23	12	0	11	0	23	0	
Output Indicators													
1. Number of research outputs completed within the year		0	5	50	5	60	1	5	50	4	60	0	
2. Percentage of research outputs published in internationally-refereed or CHED recognized journal within the year		0%	15%	15%	15%	45%	5% (3/60)	21% (13/60)	15% (9/60)	25% (15/60)	66.67% (40/60)	21.67%	
TECHNICAL ADVISORY EXTENSION PROGRAM	3301000000000000												
OO : Community engagement increased													
Outcome Indicator													
1. Number of active partnerships with LGUs, industries, NGOs, NGAs, SMEs, and other stakeholders as a result of extension activities		2	3	3	3	11	2	3	3	3	11	0	
Output Indicators													
1. Number of trainees weighted by the length of training		1,900	3,520	3,555	2,980	11,955	2,164.75	6,821.75	2,726.26	627.75	12340.5	385.5	
2. Number of extension programs organized and supported consistent with the SUC's mandated and priority programs		1	2	2	2	7	1	2	2	2	7	0	
3. Percentage of beneficiaries who rate the training course/s as satisfactory or higher in terms of quality and relevance		98%	98%	98%	98%	98%	98% (2004/2044)	92% (5970/6472)	90% (2583/2851)	94% (12227/12996)	93.52% (22784/24363)	-4.48%	The non-attainment of the target is because some participants who attended the online seminars did not submit their evaluation on the activity.

Consolidated By:



SHEILA MARY V. BASQUIAL
 Administrative Officer III
 Date:

Reviewed By:



ESTRELLITA M. DACLAN
 Supervising Administrative Officer, Budget Office
 Date:

In Coordination with:


IMELDA O. DEGAY
 VP for Academic Affairs
 Date:


ROMEO A. GOMEZ, JR.
 VP for research and Extension
 Date:

Approved By:


FELIPE SALAING COMILA
 President
 Date: