

**STATEMENT OF APPROPRIATION, ALLOTMENTS, OBLIGATIONS, DISBURSEMENT ANB BALANCES**  
As of MARCH 31, 2022

FAR No. 1-AB

Department: SUC's  
Agency: BENGUET STATE UNIVERSITY  
Operating Unit:  
Organization Code (UACS): 08017000000  
Funding Source Code (as Clustered): 01101101/01101406/01104102/01102101/01101407

✓ Current Year Appropriation  
Supplemental Appropriation  
Continuing Appropriation

PARTICULARS	UACS CODE	Authorized Appropriation	Adjustment (Realignment)	Adjusted Appropriation	Allotments Received	Adjustment (Realignment)	Transfer to	Transfer From	Adjusted total Allotment	Obligations					Disbursements					Unreleased Appropriation	Unobligated Allotment	Unpaid Obligations	
										1st Quarter	2nd Quarter	3rd Quarter	4th Quarter	Total	1st Quarter	2nd Quarter	3rd Quarter	4th Quarter	Total			Due and Demandable	Not Yet Due and Demandable
	2	3	4	5	6				9	10	11	12	13	14	15	16	17	18	19	20	21=(9-14)	22	23
<b>GENERAL ADMINISTRATION AND SUPPORT SERVICES</b>																							
<b>PERSONNEL SERVICES</b>																							
Basic Salary - Civilian	500000 01	36,564,000.00	(1,396,145.61)	35,167,854.39	36,564,000.00	(1,396,145.61)			35,167,854.39	9,204,372.46	9,188,723.59			18,393,096.05	9,204,372.46	9,188,723.59			18,393,096.05	18,393,096.05	18,393,096.05		
Casual & Contractual	500000 00		(1,548,748.50)	1,548,748.50	-	(1,548,748.50)			1,548,748.50	965,940.44	822,225.00			1,088,165.44	965,940.44	822,225.00			1,088,165.44	528,584.08	528,584.08		
PERA - Civilian	500200 01	2,486,000.00		2,486,000.00	2,486,000.00				2,486,000.00	708,363.45	679,909.08			1,330,772.53	708,363.45	679,909.08			1,330,772.53	1,835,727.47	1,835,727.47		
Representation Allowance (RA)	500200 00	892,000.00		892,000.00	892,000.00				892,000.00	91,750.00	98,000.00			189,750.00	91,750.00	98,000.00			189,750.00	2,250.00	2,250.00		
Transportation Allowance	500200 01	892,000.00		892,000.00	892,000.00				892,000.00	91,750.00	98,000.00			189,750.00	91,750.00	98,000.00			189,750.00	2,250.00	2,250.00		
Clothing/Uniform Allowance - Civilian	500200 01	624,000.00		624,000.00	624,000.00				624,000.00	-	576,000.00			576,000.00	-	576,000.00			576,000.00	48,000.00	48,000.00		
Honorarium - Civilian	500200 01	3,388,000.00	(2,657,748.50)	730,251.50	3,388,000.00	(2,657,748.50)			730,251.50	44,000.00	96,200.00			140,200.00	44,000.00	96,200.00			140,200.00	58,040.50	58,040.50		
Longevity Pay - Step Increment	500200 01	345,000.00		345,000.00	345,000.00				345,000.00	8,880.14	322.50			9,502.64	8,880.14	322.50			9,502.64	338,487.36	338,487.36		
Overtime Pay	500200 01		1,000,000.00	1,000,000.00	-	1,000,000.00			1,000,000.00	623,752.73	-			623,752.73	623,752.73	-			623,752.73	378,247.27	378,247.27		
Night-shift Differential Pay	500200 02		108,000.00	108,000.00	-	108,000.00			108,000.00	16,317.86	25,250.54			41,568.40	16,317.86	25,250.54			41,568.40	86,430.00	86,430.00		
Year-End Bonus	500200 00	3,047,000.00		3,047,000.00	3,047,000.00				3,047,000.00	-	-			-	-	-			-	3,047,000.00	3,047,000.00		
Cash BB - Civilian	500250 01	520,000.00		520,000.00	520,000.00				520,000.00	-	-			-	-	-			-	520,000.00	520,000.00		
Productivity Enhancement Incentive	500250 02	520,000.00		520,000.00	520,000.00				520,000.00	-	-			-	-	-			-	520,000.00	520,000.00		
Mid-Year Bonus	500250 06	3,047,000.00		3,047,000.00	3,047,000.00				3,047,000.00	-	3,047,000.00			3,047,000.00	-	3,047,000.00			3,047,000.00	-	-		
Pay 880 - Civilian	500300 01	125,000.00		125,000.00	125,000.00				125,000.00	20,400.00	41,600.00			62,000.00	20,400.00	41,600.00			62,000.00	63,000.00	63,000.00		
PhilHealth - Civilian	500300 01	398,000.00		398,000.00	398,000.00				398,000.00	80,434.64	96,751.61			157,186.25	80,434.64	96,751.61			157,186.25	80,883.75	80,883.75	58,014.30	
EDP - Civilian	500300 01	127,000.00		127,000.00	127,000.00				127,000.00	29,531.35	30,000.00			59,531.35	29,531.35	30,000.00			59,531.35	67,368.65	67,368.65		
Terminal Leave Benefits - Civilian	500400 01	2,851,000.00	1,371,145.16	4,222,145.16	2,851,000.00	1,371,145.16			4,222,145.16	388,266.16	3,745,987.11			4,132,753.27	388,266.16	3,745,987.11			4,132,753.27	(10,108.11)	-		
Lump-sum for Filling of Positions	500480 07	10,472,000.00		10,472,000.00	10,472,000.00				10,472,000.00	-	-			-	-	-			-	84,464,000.00	10,472,000.00		
Lump-sum for Step Increments - Lst	500480 01	868,000.00		868,000.00	868,000.00				868,000.00	-	-			-	-	-			-	868,000.00	868,000.00		
Loyalty Award Incentive	500480 08	445,000.00		445,000.00	445,000.00				445,000.00	10,000.00	-			10,000.00	-	-			10,000.00	435,000.00	435,000.00		
Other Personnel Benefits	500480 99		25,000.00	25,000.00	-	25,000.00			25,000.00	-	25,000.00			25,000.00	-	25,000.00			25,000.00	-	-		
Collective Negotiation Agreement Inc	500480 11			-	-	-			-	-	-			-	-	-			-	-	-		
<b>SUB-TOTAL WITHOUT RUP</b>		165,822,000.00	(1,000.00)	165,822,000.00	165,822,000.00	(1,000.00)			165,822,000.00	12,231,089.23	17,833,089.43			30,064,178.66	12,231,089.23	17,777,055.13			30,008,124.36	84,464,000.00	135,757,894.34	58,014.30	
<b>Automatic Appropriation</b>																							
Employ, Comp. Ins. Prem.-RUP	500300 00	4,277,000.00		4,277,000.00	4,277,000.00				4,277,000.00	1,631,615.77	1,101,458.88			2,733,074.65	1,631,615.77	1,101,458.88			2,733,074.65	2,102,924.34	2,102,924.34		
<b>Subtotal</b>		170,099,000.00	(1,000.00)	170,099,000.00	170,099,000.00	(1,000.00)			170,099,000.00	13,394,695.00	18,934,528.32			32,797,253.32	13,394,695.00	18,878,514.02			32,797,253.32	84,464,000.00	137,760,795.68	58,014.30	
<b>TOTAL PS</b>		170,099,000.00	(1,000.00)	170,099,000.00	170,099,000.00	(1,000.00)			170,099,000.00	13,394,695.00	18,934,528.32			32,797,253.32	13,394,695.00	18,878,514.02			32,797,253.32	84,464,000.00	137,760,795.68	58,014.30	
<b>MAINTENANCE AND OTHER OPERATING EXPENSES</b>																							
Traveling Expenses - Local	502000 00	2,835,000.00	(1,500,000.00)	1,335,000.00	2,835,000.00	(1,500,000.00)			1,335,000.00	152,500.00	210,083.73			362,583.73	152,500.00	210,083.73			362,583.73	972,416.27	972,416.27		
Training Expenses	502000 00	2,692,000.00	(1,500,000.00)	1,192,000.00	2,692,000.00	(1,500,000.00)			1,192,000.00	212,086.00	444,532.23			646,618.23	212,086.00	444,532.23			646,618.23	465,983.77	465,983.77	32,900.00	
Office Supplies Expenses	502000 00	2,133,000.00	1,025,814.00	3,158,814.00	2,133,000.00	1,025,814.00			3,158,814.00	3,089,794.00	68,400.00			3,158,194.00	3,089,794.00	68,400.00			3,158,194.00	3,089,794.00	3,089,794.00		88,400.00
Fuel, Oil and Lubricants Expenses	502000 00	1,126,000.00	(500,000.00)	626,000.00	1,126,000.00	(500,000.00)			626,000.00	349,778.68	428,558.44			778,337.12	349,778.68	428,558.44			778,337.12	87,443.58	87,443.58	65,879.07	
Semi-expendable Machinery and Equipment	502000 00	257,000.00	5,548.48	262,548.48	257,000.00	5,548.48			262,548.48	221,899.48	40,550.00			262,449.48	221,899.48	40,550.00			262,449.48	235,448.48	235,448.48		27,000.00
Semi-expendable - Furniture and Fix	502000 00	257,000.00	(5,548.48)	251,451.52	257,000.00	(5,548.48)			251,451.52	12,758.80	-			12,758.80	12,758.80	-			12,758.80	-	-		
Other Supplies and Materials Expenses	502000 00	942,000.00	2,108,686.74	3,050,686.74	942,000.00	2,108,686.74			3,050,686.74	3,022,686.74	28,000.00			3,050,686.74	2,176,308.24	883,378.50			3,050,686.74	2,176,308.24	2,176,308.24		874,378.50
Water Expenses	502000 00	252,000.00	(200,000.00)	52,000.00	252,000.00	(200,000.00)			52,000.00	7,989.98	-			7,989.98	-	-			7,989.98	-	-		
Electricity Expenses	502000 00	3,276,000.00	1,400,000.00	4,676,000.00	3,276,000.00	1,400,000.00			4,676,000.00	1,083,973.25	1,681,763.03			2,765,736.28	1,083,973.25	1,681,763.03			2,765,736.28	2,410,293.72	2,410,293.72		
Postage and Courier Services	502000 00	63,000.00		63,000.00	63,000.00				63,000.00	-	-			-	-	-			-	63,000.00	63,000.00		
Mobile	502000 00	70,000.00		70,000.00	70,000.00				70,000.00	70,000.00	-			70,000.00	70,000.00	-			70,000.00	-	-		
Landline	502000 00	70,000.00		70,000.00	70,000.00				70,000.00	30,977.15	65,985.48			96,962.63	30,977.15	65,985.48			96,962.63	73,014.52	73,014.52	24,000.00	
Internet Subscription Expenses	502000 00	2,000,000.00	300,000.00	2,300,000.00	2,000,000.00	300,000.00			2,300,000.00	748,810.11	581,141.74			1,329,951.85	748,810.11	581,141.74			1,329,951.85	1,688,122.85	1,688,122.85		
Cable, Satellite, Telegraph & Radio Expenses	502000 00	112,000.00		112,000.00	112,000.00				112,000.00	-	-			-	-	-			-	112,000.00	112,000.00		
Extraordinary and Miscellaneous Expenses	502000 00	180,000.00		180,000.00	180,000.00				180,000.00	30,000.00	30,000.00			60,000									

PARTICULARS	UACS CODE	Authorized Appropriation	Adjustment (Realignme nt)	Adjusted Appropriation	Allotments Received	Adjustment (Realignment)	Transfer to	Transfer From	Adjusted total Allotment	Obligations					Disbursements					Released Appropriation	Unobligated Allotment	Unpaid Obligations	
										1st Quarter	2nd Quarter	3rd Quarter	4th Quarter	Total	1st Quarter	2nd Quarter	3rd Quarter	4th Quarter	Total			Due and Demandable	Not Yet Due and Demandable
	2	3	4	5	6	7	8	9	10	11	12	13	14	15	16	17	18	19	20	21=(9-14)	22	23	
Repairs and Maintenance - Buildings and Other Structures	5023040 00	9,033,000.00	(000,000.00)	9,033,000.00	9,033,000.00	(000,000.00)			9,033,000.00	8,660,489.53	37,165.00			8,751,804.33	7,664,908.07			7,664,908.07		289,335.67		1,086,696.26	
Repairs and Maintenance - Machines and Equipment	5023050 00	1,026,000.00		1,026,000.00	1,026,000.00				1,026,000.00	292,400.00	18,181.48			30,581.48	292,400.00	5,796.48		307,996.48		65,481.51		7,900.00	
Repairs and Maintenance - Transportation Equipment	5023060 00	1,026,000.00	(1,000,000.00)	26,000.00	1,026,000.00	(1,000,000.00)			26,000.00	17,300.00	33,700.00			51,000.00	17,300.00	23,692.51		40,992.51				10,071.49	
SUPPLIES (Others)	502489000																						
Fidelity Bond Premiums	5025020 00	206,000.00		206,000.00	206,000.00				206,000.00	166,638.25	8,625.00			175,263.25	166,638.25	8,625.00		175,263.25		30,743.75			
Insurance Expenses	5025030 00	150,000.00	4,522,307.79	4,672,307.79	150,000.00	4,522,307.79			4,672,307.79	26,622.22	4,645,685.57			26,622.22	4,645,685.57			4,672,307.79					
Labor and Wages	5026000 00	650,000.00		650,000.00	650,000.00				650,000.00	128,344.91	134,564.66			262,909.57	128,344.91	134,564.66		262,909.57		386,993.43			
Advertising Expenses	5028000 00	274,000.00	(98,400.00)	175,600.00	274,000.00	(98,400.00)			175,600.00	3,005.00	28,035.00			3,005.00	3,005.00	28,035.00		3,005.00		31,035.00			
Printing and Publication Expenses	5029020 00	675,000.00	61,700.00	736,700.00	675,000.00	61,700.00			736,700.00	27,289.00	772,415.00			799,704.00	27,289.00	84,405.00		84,996.00		37,334.00		657,700.00	
Representation Expenses	5029030 00	3,172,000.00		3,172,000.00	3,172,000.00				3,172,000.00	323,536.00	866,205.00			1,209,741.00	318,886.00	660,372.00		980,138.00		1,982,758.00		728,602.00	
Membership Dues and Contributions to Organizations	5029080 00	205,000.00		205,000.00	205,000.00				205,000.00		30,000.00			30,000.00		30,000.00		30,000.00					
Other Maintenance and Operating Expenses	5029890 99	6,401,000.00	(3,534,799.00)	2,866,201.00	6,401,000.00	(3,534,799.00)			2,866,201.00	70,807.00	174,750.00			244,657.00	70,807.00	2,400.00		72,507.00				172,350.00	
<b>TOTAL WAGE</b>		<b>45,297,000.00</b>	<b>-</b>	<b>45,297,000.00</b>	<b>45,297,000.00</b>	<b>-</b>	<b>-</b>	<b>-</b>	<b>45,297,000.00</b>	<b>20,716,797.90</b>	<b>10,820,039.40</b>	<b>-</b>	<b>-</b>	<b>31,544,907.00</b>	<b>10,871,891.14</b>	<b>9,080,566.54</b>	<b>-</b>	<b>27,954,684.68</b>	<b>-</b>	<b>13,672,083.00</b>	<b>673,680.07</b>	<b>2,985,542.25</b>	
<b>TOTAL BASS</b>		<b>295,396,000.00</b>	<b>(1,000)</b>	<b>295,396,000.00</b>	<b>295,396,000.00</b>	<b>(1,000)</b>	<b>-</b>	<b>-</b>	<b>295,396,000.00</b>	<b>34,111,482.90</b>	<b>29,771,638.42</b>	<b>-</b>	<b>-</b>	<b>63,883,121.32</b>	<b>32,265,802.14</b>	<b>27,968,081.56</b>	<b>-</b>	<b>61,233,884.70</b>	<b>84,464,000.00</b>	<b>151,432,878.68</b>	<b>729,694.37</b>	<b>2,985,542.25</b>	
<b>SUPPORT TO OPERATIONS</b>																							
<b>PERSONNEL SERVICES</b>																							
Basic Salary - Civilian	5001000 00	27,297,000.00	(20,000.00)	27,177,000.00	27,297,000.00	(20,000.00)			27,177,000.00	6,633,171.95	6,631,668.00			13,264,839.95	6,633,171.95	6,631,668.00		13,264,839.95		13,922,605.05			
Casual & Contractual	5001020 00																						
PERA - Civilian	5002000 00	1,584,000.00		1,584,000.00	1,584,000.00				1,584,000.00	385,090.91	383,181.00			768,272.72	385,090.91	383,181.00		768,272.72		85,727.28			
Representation Allowance (RA)	5002020 00	60,000.00		60,000.00	-	60,000.00			60,000.00	15,000.00	5,000.00			20,000.00	15,000.00	5,000.00		20,000.00		40,000.00			
Transportation Allowance	5002030 00	60,000.00		60,000.00	-	60,000.00			60,000.00	15,000.00	5,000.00			20,000.00	15,000.00	5,000.00		20,000.00		40,000.00			
Clothing/Uniform Allowance - Civilian	5002040 01	396,000.00		396,000.00	396,000.00				396,000.00		354,000.00			354,000.00		354,000.00		354,000.00		42,000.00			
HP - Magna Carta Benefits for Public Health Workers under RA 7305	5002040 05	300,000.00		300,000.00	300,000.00				300,000.00	99,520.96	107,417.46			207,338.42	99,520.96	107,417.46		207,338.42		92,661.58			
Year-End Bonus	5002040 00	2,270,000.00		2,270,000.00	2,270,000.00				2,270,000.00												2,270,000.00		
Cash GR - Civilian	5002050 00	330,000.00		330,000.00	330,000.00				330,000.00												330,000.00		
Productivity Enhancement Incentive	5002060 02	330,000.00		330,000.00	330,000.00				330,000.00												330,000.00		
Performance Based Bonus-Civilian	5002090 14																						
Mid-Year Bonus	5002090 36	2,270,000.00		2,270,000.00	2,270,000.00				2,270,000.00		2,258,752.00			2,258,752.00		2,258,752.00		2,258,752.00		1,748.00			
Pay GR - Civilian	5003020 00	79,000.00		79,000.00	79,000.00				79,000.00	13,000.00	16,500.00			29,500.00	13,000.00	16,500.00		29,500.00		46,400.00			
ProfHealth - Civilian	5003030 00	284,000.00		284,000.00	284,000.00				284,000.00	82,209.21	101,769.67			183,978.88	82,209.21	101,769.67		183,978.88		120,029.12		41,654.82	
EDP - Civilian	5003040 00	85,000.00		85,000.00	85,000.00				85,000.00	19,826.53	19,300.00			39,126.53	19,826.53	19,300.00		39,126.53		45,873.47			
<b>SUB-TOTAL WITHOUT RLP</b>		<b>35,225,000.00</b>	<b>-</b>	<b>35,225,000.00</b>	<b>35,225,000.00</b>	<b>-</b>	<b>-</b>	<b>-</b>	<b>35,225,000.00</b>	<b>7,243,381.56</b>	<b>9,885,588.94</b>	<b>-</b>	<b>-</b>	<b>17,128,970.50</b>	<b>7,243,381.56</b>	<b>9,943,854.12</b>	<b>-</b>	<b>17,187,235.68</b>	<b>-</b>	<b>18,096,099.50</b>	<b>41,694.82</b>	<b>-</b>	
Automatic Appropriation																							
Employ. Comp. Inc. Prem.-RLP	5003080 00	3,210,000.00		3,210,000.00	3,210,000.00				3,210,000.00	804,735.00	778,864.24			1,583,599.24	804,735.00	778,864.24		1,583,599.24		1,626,400.76			
<b>Subtotal</b>		<b>38,435,000.00</b>	<b>-</b>	<b>38,435,000.00</b>	<b>38,435,000.00</b>	<b>-</b>	<b>-</b>	<b>-</b>	<b>38,435,000.00</b>	<b>8,048,116.56</b>	<b>10,664,453.18</b>	<b>-</b>	<b>-</b>	<b>18,712,489.74</b>	<b>8,048,116.56</b>	<b>10,722,718.36</b>	<b>-</b>	<b>18,770,804.92</b>	<b>-</b>	<b>19,722,500.26</b>	<b>41,694.82</b>	<b>-</b>	
<b>TOTAL PS</b>		<b>38,435,000.00</b>	<b>-</b>	<b>38,435,000.00</b>	<b>38,435,000.00</b>	<b>-</b>	<b>-</b>	<b>-</b>	<b>38,435,000.00</b>	<b>8,048,116.56</b>	<b>10,664,453.18</b>	<b>-</b>	<b>-</b>	<b>18,712,489.74</b>	<b>8,048,116.56</b>	<b>10,722,718.36</b>	<b>-</b>	<b>18,770,804.92</b>	<b>-</b>	<b>19,722,500.26</b>	<b>41,694.82</b>	<b>-</b>	
<b>MAINTENANCE AND OTHER OPERATING EXPENSES</b>																							
Traveling Expenses - Local	5020000 00	573,000.00	(336,330.00)	236,670.00	573,000.00	(336,330.00)			236,670.00		10,800.00			10,800.00		10,800.00		10,800.00		225,870.00			
Training Expenses	5020010 00	44,000.00		44,000.00	44,000.00				44,000.00												44,000.00		
Office Supplies Expenses	5020050 00	580,000.00		580,000.00	580,000.00				580,000.00	6,356.00	14,324.00			20,680.00	6,356.00	14,324.00		20,680.00		569,320.00			
Accountable Forms Expenses	5020070 00	225,000.00		225,000.00	225,000.00				225,000.00												225,000.00		
Medical, Dental and Laboratory Suppl	5020080 00	28,000.00		28,000.00	28,000.00				28,000.00	74,836.00				74,836.00	74,836.00			74,836.00		143,654.00			
Fuel, Oil and Lubricants Expenses	5020090 00	29,000.00		29,000.00	29,000.00				29,000.00												29,000.00		
Textbooks and Instructional Materials	5020100 00	380,000.00		380,000.00	380,000.00				380,000.00												380,000.00		
Other Supplies and Materials Expenses	5020090 00	1,506,000.00		1,506,000.00	1,506,000.00				1,506,000.00	28,750.00	12,320.00			42,070.00	27,750.00			27,750.00		1,463,930.00		14,320.00	
Electricity Expenses	5020400 00	264,000.00	300,000.00	564,000.00	264,000.00	300,000.00			564,000.00											564,000.00			
Postage and Courier Services	5020500 00	1,000.00		1,000.00	1,000.00				1,000.00												1,000.00		
Mobile	5020520 00	57,000.00	36,330.00	93,330.00	57,000.00	36,330.00			93,330.00	93,330.00				93,330.00	93,330.00			93,330.00					
Landline	5020520 02	57,000.00		57,000.00	57,000.00				57,000.00		1,276.16			1,276.16		1,276.16		1,276.16		55,723.84			
Internet Subscription Expenses	5020530 00	100,000.00		100,000.00	100,000.00				100,000.00														





PARTICULARS	UACS CODE	Authorized Appropriation	Adjustment (Realignme nt)	Adjusted Appropriation	Allotments Received	Adjustment (Realignment)	Transfer to	Transfer From	Adjusted total Allotment	Obligations					Disbursements					Unreleased Appropriation	Unobligated Allotment	Unpaid Obligations	
										1st Quarter	2nd Quarter	3rd Quarter	4th Quarter	Total	1st Quarter	2nd Quarter	3rd Quarter	4th Quarter	Total			Due and Demandable	Not Yet Due and Demandable
	2	3	4	5	6	7	8	9	10	11	12	13	14	15	16	17	18	19	20	21=(9-14)	22	23	
Fidelity Bond Premiums	5025030 00																						
Insurance Expenses	5025030 00																						
Labor and Wages	5026000 00		89,342.00	89,342.00				89,342.00													89,342.00		
Advertising Expenses	5026000 00																						
Printing and Publication Expenses	5026020 00	12,000.00	63,000.00	75,000.00	12,000.00			75,000.00													75,000.00		
Representation Expenses	5026030 00		524,000.00	524,000.00				524,000.00														524,000.00	
Rent Motor Vehicle	5026050 03																						
Membership Dues and Contributions	5026060 00	20,000.00	(20,000.00)		20,000.00																		
Library and Other Reading Materials	5026070 00																						
Other Maintenance and Operating Exp	5026090 00																						
Other Maintenance and Operating Exp	5026090 99	94,000.00		94,000.00	94,000.00			94,000.00		90,784.00			90,784.00									90,784.00	
TOTAL MOBE		1,530,000.00		1,530,000.00	1,530,000.00			1,530,000.00	79,000.00	198,447.00			277,447.00	79,000.00	82,343.00			18,343.00			1,302,553.00	16,034.00	
TOTAL ADVANCED EDUCATION SERVICES		3,309,000.00		3,309,000.00	3,309,000.00			3,309,000.00	92,483.03	276,969.24			369,452.27	92,483.03	160,567.18			253,050.21			2,838,547.73	298.06	
HIGHER EDUCATION - LA TRINIDAD CAMPUS																							
PERSONNEL SERVICES																							
Basic Salary - Civilian	500000 01	179,418,360.00	(1,165,250.00)	178,253,110.00	178,253,110.00			178,253,110.00	40,979,216.68	47,227,865.61			88,206,307.48	40,979,216.68	47,227,865.61						88,206,307.48	90,086,712.5	
Casual & Contractual	5000020 00	1,522,000.00	18,394,250.50	19,916,250.50	1,522,000.00			19,916,250.50	3,598,623.57	5,532,408.72			9,124,030.08	3,598,623.57	5,532,408.72						9,124,030.08	10,792,220.4	
PEPA - Civilian	500200 01	7,104,000.00		7,104,000.00	7,104,000.00			7,104,000.00	2,294,239.53	2,765,871.83			4,929,356.36	2,294,239.53	2,765,871.83						4,929,356.36	2,765,871.83	
Representation Allowance (RA)	5002020 00		845,625.00	845,625.00				845,625.00	72,000.00	46,500.00			118,500.00	72,000.00	46,500.00						118,500.00	72,025.00	
Transportation Allowance	5002030 01		845,625.00	845,625.00				845,625.00	72,000.00	46,500.00			118,500.00	72,000.00	46,500.00						118,500.00	72,025.00	
Clothing/Uniform Allowance - Civilian	5002040 01	1,776,000.00	540,000.00	2,316,000.00	1,776,000.00			2,316,000.00		2,316,000.00			2,316,000.00		2,316,000.00						2,316,000.00		
Subsistence Allowance	5002050 03	70,000.00		70,000.00				70,000.00	9,200.00	17,500.00			26,700.00	9,200.00	17,500.00							43,300.00	
Laundry Allowance	5002060 04	20,000.00		20,000.00				20,000.00	1,254.55	2,386.37			3,640.92	1,254.55	2,386.37							3,640.92	16,359.08
Honorarium - Civilian	5002080 01	45,180,000.00	(72,697,054.29)	(27,517,054.29)	45,180,000.00			(27,517,054.29)	4,652,585.89	6,965,580.75			11,618,126.64	4,652,585.89	6,965,580.75						11,618,126.64	11,364,833.07	
Hazard Pay - Civilian	500210 02																						
HP - Magna Carta Benefits for Public Health Workers under R.A. 7305	500210 05	757,000.00		757,000.00	757,000.00			757,000.00	8,764.50				8,764.50										
Longevity Pay - Step Increment	500220 01	166,000.00		166,000.00	166,000.00			166,000.00		14,646.50			23,410.00	8,764.50	14,646.50						23,410.00	733,589.00	
HP - Magna Carta Benefits for S & T	500220 04																						
Overtime Pay	500230 01		2,000,000.00	2,000,000.00				2,000,000.00	554,225.89	1,241,038.32			1,795,365.21	554,225.89	1,163,439.42						1,795,365.21	77,699.90	
Night shift Differential Pay	500230 02																						
Year-end Bonus	500240 00	14,761,505.00		14,761,505.00	14,761,505.00			14,761,505.00					14,761,505.00									14,761,505.00	
Cash Gift - Civilian	500250 01	1,480,000.00		1,480,000.00	1,480,000.00			1,480,000.00														1,480,000.00	
Productivity Enhancement Incentive	5002990 02	1,480,000.00		1,480,000.00	1,480,000.00			1,480,000.00														1,480,000.00	
Performance Based Bonus Civilian	5002990 14																						
Mid-Year Bonus	5002990 36	14,761,505.00		14,761,505.00	14,761,505.00			14,761,505.00		14,761,505.00			14,761,505.00		14,761,505.00							14,761,505.00	
Pay-Big - Civilian	5003020 01	355,400.00		355,400.00	355,400.00			355,400.00	154,400.00	113,000.00			267,400.00	154,400.00	113,000.00							267,400.00	
Profitshare - Civilian	5003030 01	3,406,830.00		3,406,830.00	3,406,830.00			3,406,830.00	718,638.60	898,867.17			1,400,505.77	718,638.60	404,764.81						1,400,505.77	284,082.98	
EDP - Civilian	5003040 01	342,400.00		342,400.00	342,400.00			342,400.00	124,400.00	124,400.00			248,800.00	124,400.00	124,400.00							248,800.00	
Terminal Leave Benefits - Civilian	5004030 01																						
Lump-sum for Filling of Positions	5004990 07																						
Lump-sum for Step Increments - Lar	5004990 10																						
Other Lump-sum	5004990 12	9,000,000.00		9,000,000.00	9,000,000.00			9,000,000.00															
Anniversary Bonus	5004990 38																						
Other Personal Benefits	5004990 88		1,186,803.79	1,186,803.79				1,186,803.79					1,186,803.79		1,186,803.79							1,186,803.79	
Collective Negotiation Agreement Inc	5004990 11																						
SUB-TOTAL WITHOUT RUP		281,581,000.00		281,581,000.00	281,581,000.00			281,581,000.00	53,829,274.80	61,892,953.47			115,722,228.27	53,829,274.80	61,892,953.47						115,722,228.27	361,762.89	
Automatic Appropriation																							
Employ. Comp. Inc. Prem.-RUP	5003000 00	21,690,000.00		21,690,000.00	21,690,000.00			21,690,000.00	5,577,109.14	5,648,064.85			11,225,173.99	5,577,109.14	5,648,064.85							11,225,173.99	
Subtotal		303,271,000.00		303,271,000.00	303,271,000.00			303,271,000.00	59,406,383.94	67,462,068.12			146,868,402.06	59,406,383.94	67,462,068.12						146,868,402.06	361,762.89	
TOTAL PS		303,271,000.00		303,271,000.00	303,271,000.00			303,271,000.00	59,406,383.94	67,462,068.12			146,868,402.06	59,406,383.94	67,462,068.12						146,868,402.06	361,762.89	
MAINTENANCE AND OTHER OPERATING EXPENSES																							
Traveling Expenses - Local	5020000 00	5,888,000.00	(2,039,507.54)	3,848,492.46	5,888,000.00			3,848,492.46	4,890.00	168,094.88			173,000.00	4,890.00	168,094.88						173,000.00	3,857,507.56	
Traveling Expenses - Foreign	5020020 00																						
Training Expenses	5020070 00	2,163,000.00		2,163,000.00	2,163,000.00			2,163,000.00	610,017.35	298,293.00			908,310.35	610,017.35	298,293.00						908,310.35	2,172,015.00	
Scholarship Grants/Expenses	5020070 00																						
Office Supplies Expenses	5020300 00	2,292,000.00	(488,472.16)	1,803,527.84	2,292,000.00			1,803,527.84	884,955.75	750,390.41			1,635,346.16	884,955.75	750,390.41						1,635,346.16	31,229.16	
Accountable Forms Expenses	5020302 00	225,000.00	(130,601.00)	94,399.00	225,000.00			94,399.00															
Medical, Dental and Laboratory Suppl	5020309 00	546,000.00		546,000.00	546,000.00			546,000.00	3,141.50	69,691.41			71,832.91	3,141.50	69,691.41						71,832.91	8,250.00	

PARTICULARS	UACS CODE	Authorized Appropriation	Adjustment (Realignme nt)	Adjusted Appropriation	Allotments Received	Adjustment (Realignment)	Transfer to	Transfer From	Adjusted total Allotment	Obligations					Disbursements					Released Appropriation	Unobligated Allotment	Unpaid Obligations	
										1st Quarter	2nd Quarter	3rd Quarter	4th Quarter	Total	1st Quarter	2nd Quarter	3rd Quarter	4th Quarter	Total			Due and Demandable	Not Yet Due and Demandable
	2	3	4	5	6		7	8	9	10	11		13	14	15	16	17	18	19	20	21=(9-14)	22	23
Fuel, Oil and Lubricants Expenses	50203000	487,000.00		487,000.00	487,000.00	-			487,000.00	2,100.33	104,956.15			106,956.48	2,100.33	104,856.15			106,956.48		380,043.52		
Agricultural and Marine Supplies Exp	50203000	598,000.00		598,000.00	598,000.00	-			598,000.00		334,687.00			334,687.00		334,687.00			334,687.00		263,313.00		
Textbooks and Instructional Material	50203000	799,000.00		799,000.00	799,000.00	-			799,000.00												799,000.00		
Semi-expendable Machinery and Equ	50203200	258,000.00	30,000.00	288,000.00	288,000.00			30,000.00	288,000.00	77,327.83	201,270.00			278,597.83	77,327.83	28,770.00			106,097.83		8,402.77		172,500.00
Semi-expendable - Furniture and Fix	50203220	258,000.00		258,000.00	258,000.00	-			258,000.00		60,668.00			60,668.00		60,668.00			60,668.00		87,330.00		
Other Supplies and Materials Expenses	50203800	258,000.00	658,472.18	916,472.18	916,472.18			658,472.18	916,472.18	187,560.68	725,275.50			912,836.18	187,560.68	13,640.00			381,200.68		3,640.00		580,630.50
Water Expenses	50204000	345,000.00	(300,000.00)	45,000.00	345,000.00			(300,000.00)	45,000.00												45,000.00		
Electricity Expenses	50204020	5,489,000.00	(4,000,000.00)	1,489,000.00	5,489,000.00			(4,000,000.00)	1,489,000.00	394,049.84	707,388.20			1,101,438.04	394,049.84	707,388.20			1,101,438.04		387,580.98		
Postage and Courier Services	50205000	28,000.00	(30,600.00)	(2,600.00)	28,000.00			(30,600.00)	(2,600.00)	13,600.00	143,000.00			156,600.00	13,600.00	143,000.00			156,600.00				
Mobile	50205020	326,000.00		326,000.00	326,000.00	-			326,000.00	326,000.00				326,000.00	326,000.00				326,000.00				
Landline	50205020	421,000.00		421,000.00	421,000.00	-			421,000.00		170,216.88			170,216.88		170,216.88			170,216.88		250,783.12		
Internet Subscription Expenses	50205030	8,000.00	800,000.00	808,000.00	8,000.00			800,000.00	808,000.00	83,034.75	6,375.00			89,409.75	83,034.75	6,375.00			89,409.75		506,580.25		
Cable, Satellite, Telegraph & Radio Ex	50205040	2,000.00		2,000.00	2,000.00	-			2,000.00												2,000.00		
Awards/Rewards Expenses	50206000					-																	
Prizes	50206020					-																	
Research, Exploration and Devt Expenses	50207020-02	1,000,000.00		1,000,000.00		-																	
Extraordinary and Miscellaneous Exp	50208000					-																	
Auditing Services	50208020					-																	
Other Professional Services	50208040		5,521,600.00	5,521,600.00				5,521,600.00	5,521,600.00	1,682,955.17	1,001,909.35			2,684,864.52	1,682,955.17	1,001,909.35			2,684,864.52		2,836,735.48		
Security Services	50208060					-																	
Repairs and Maintenance - Buildings	50209040	2,129,000.00	(200,000.00)	1,929,000.00	2,129,000.00			(200,000.00)	1,929,000.00		803,345.16			803,345.16		88,577.68			88,577.68		1,25,854.84		734,767.50
Repairs and Maintenance - Machinery	50209050	450,000.00	(300,000.00)	150,000.00	450,000.00			(300,000.00)	150,000.00	25,900.00	58,339.52			84,239.52	25,900.00				25,900.00		87,768.48		58,339.52
Repairs and Maintenance - Transport	50209060	348,000.00		348,000.00	348,000.00	-			348,000.00														
SUBSIDIES (Others)	50209900	69,351,000.00		69,351,000.00		-																	
Fidelity Bond Premiums	50250020	2,000.00		2,000.00	2,000.00	-			2,000.00												2,000.00		
Insurance Expenses	50250030	20,000.00	517,907.54	537,907.54	20,000.00			517,907.54	537,907.54	17,980.00	517,907.54			535,887.54	17,980.00			517,907.54		535,887.54		2,020.00	
Labor and Wages	50250060					-																	
Advertising Expenses	50258000	109,000.00		109,000.00	109,000.00	-			109,000.00												109,000.00		
Printing and Publication Expenses	50258020	245,000.00		245,000.00	245,000.00	-			245,000.00		85,000.00			85,000.00							90,000.00		85,000.00
Representation Expenses	50259000	428,000.00		428,000.00	428,000.00	-			428,000.00	1,500.00	128,475.00			129,975.00	1,500.00	127,475.00			128,975.00		298,025.00		1,300.00
Rent-Motor Vehicle	50259050					-																	
Membership Dues and Contributions	50259060	300,000.00		300,000.00	300,000.00	-			300,000.00	36,686.50	42,000.00			78,686.50	36,686.50	42,000.00			78,686.50		77,313.50		
Library and Other Reading Materials	50259070	30,000.00		30,000.00	30,000.00	-			30,000.00												30,000.00		
Other Maintenance and Operating Exp	50259900	17,444,000.00		17,444,000.00		-																	
Other Maintenance and Operating Exp	50259950	565,000.00		565,000.00	565,000.00	-			565,000.00		565,000.00			565,000.00									565,000.00
TOTAL MOHE		82,776,000.00	-	82,776,000.00	24,988,000.00	(1,000)	-	-	24,988,000.00	4,422,370.00	6,926,431.68	-	-	11,348,801.68	4,143,641.78	4,585,338.17	-	-	8,728,979.96		13,632,898.31	23,012.05	2,586,808.68
CAPITAL OUTLAY																							
BUILDING AND STRUCTURE OUTLAY	50604040	4,860,000.00		4,860,000.00	4,860,000.00				4,860,000.00												4,860,000.00		
MACHINERY AND EQPT OUTLAY	50604050	5,210,000.00		5,210,000.00	5,210,000.00				5,210,000.00												5,210,000.00		
FURNITURE, FIXTURE AND BOOKS	50604070	1,080,000.00		1,080,000.00	1,080,000.00				1,080,000.00												1,080,000.00		
TOTAL CO		11,150,000.00	-	11,150,000.00	11,150,000.00				11,150,000.00												11,150,000.00		
TOTAL HIGHER EDUCATION - LA TRINIDAD		427,897,000.00	-	427,897,000.00	338,402,000.00	(1,000)	-	-	338,402,000.00	63,828,752.94	84,288,448.88	-	-	148,117,201.75	63,550,025.73	8,685,573.40	-	-	166,471,772.92		12,230,000.00	384,794.94	2,586,808.68
HIGHER EDUCATION - BOKIRO CAMPUS																							
PERSONNEL SERVICES																							
Basic Salary - Civilian	50001001	10,877,000.00	(890,000.00)	9,927,000.00	10,877,000.00			(890,000.00)	9,927,000.00	2,430,212.46	2,389,234.51			4,748,446.97	2,430,212.46	2,368,234.51			4,748,446.97		5,077,553.03		
Casual & Contractual	50001020	247,000.00		247,000.00	247,000.00	-			247,000.00	56,989.00	75,670.35			232,658.35	56,989.00	75,670.35			232,658.35		14,340.85		
PERA - Civilian	50002001	744,000.00		744,000.00	744,000.00	-			744,000.00	60,000.00	17,800.09			77,800.09	60,000.00	17,800.09			77,800.09		382,669.89		
Representation Allowance (RA)	50002020	80,000.00		80,000.00	80,000.00	-			80,000.00	15,000.00	22,500.00			37,500.00	15,000.00	22,500.00			37,500.00		52,500.00		
Transportation Allowance	50002030	80,000.00		80,000.00	80,000.00	-			80,000.00	15,000.00	22,500.00			37,500.00	15,000.00	22,500.00			37,500.00		52,500.00		
Clothing/Uniform Allowance - Civilian	50002040	86,000.00		86,000.00	86,000.00	-			86,000.00		86,000.00			86,000.00		86,000.00			86,000.00				
Subsistence Allowance	50002050	10,000.00		10,000.00	10,000.00	-			10,000.00		2,300.00			2,300.00		2,300.00			2,300.00		7,700.00		
Laundry Allowance	50002060	5,000.00		5,000.00	5,000.00	-			5,000.00		303.64			303.64		303.64			303.64		4,696.36		
Honorarium - Civilian	50002080					-																	
Hazard Pay - Civilian	50002090					-																	
HP - Magna Carta Benefits for Public Health Workers under R.A. 7305	50002105	25,000.00		25,000.00																			



PARTICULARS	UACS CODE	Authorized Appropriation	Adjustment (Realignment)	Adjusted Appropriation	Allotments Received	Adjustment (Realignment)	Transfer to	Transfer From	Adjusted total Allotment	Obligations					Disbursements					Released Appropriation	Unobligated Allotment	Unpaid Obligations	
										1st Quarter	2nd Quarter	3rd Quarter	4th Quarter	Total	1st Quarter	2nd Quarter	3rd Quarter	4th Quarter	Total			Due and Demandable	Not Yet Due and Demandable
	2	3	4	5	6	7	8	9	10	11	12	13	14	15	16	17	18	19	20	21=(9-14)	22	23	
Longevity Pay - Step Increment	500220 01																						
HP - Magna Carta Benefits for SGT	500220 04																						
Overtime Pay	500230 01									89,500.88			89,500.88			89,500.88					(89,500.88)		
Night-shift Differential Pay	500230 02																						
Year-End Bonus	500240 00	842,000.00		842,000.00	842,000.00			842,000.00													842,000.00		
Cash GR - Civilian	500250 01	655,000.00		655,000.00	655,000.00			655,000.00													655,000.00		
Productivity Enhancement Incentive	500299 02	655,000.00		655,000.00	655,000.00			655,000.00													655,000.00		
Performance Based Bonus-Civilian	500299 04																						
Mid-Year Bonus	500299 38	842,000.00		842,000.00	842,000.00			842,000.00		84,727.00			84,727.00			84,727.00					27,225.00		
Proc-IRG - Civilian	500302 01	37,000.00		37,000.00	37,000.00			37,000.00	6,800.00	9,300.00			16,100.00	6,800.00	5,300.00						20,900.00		
PH/Health - Civilian	500303 01	138,000.00		138,000.00	138,000.00			138,000.00	43,796.61	36,103.10			79,899.71	43,796.61	36,103.10						79,899.71	58,100.29	
EDP - Civilian	500304 01	37,000.00		37,000.00	37,000.00			37,000.00	8,200.00	8,800.00			17,000.00	8,200.00	8,800.00						17,000.00	8,200.00	
Terminal Leave Benefits - Civilian	500403 01																						
Lump-sum for Filling of Positions	500499 07																						
Lump-sum for Step-Increments - Law	500499 08	50,000.00		50,000.00	50,000.00			50,000.00													50,000.00		
Collective Negotiation Agreement Inc	500499 11																						
Other Lump-sum	500499 12																						
Anniversary Bonus	500499 38																						
Other Personnel Benefits	500499 99																						
<b>SUB-TOTAL WITHOUT RIIP</b>		<b>13,580,000.00</b>		<b>13,580,000.00</b>	<b>13,580,000.00</b>			<b>13,580,000.00</b>	<b>2,867,998.07</b>	<b>3,783,559.57</b>			<b>6,651,557.64</b>	<b>2,867,998.07</b>	<b>3,783,559.57</b>						<b>6,651,557.64</b>	<b>6,928,442.36</b>	
Automatic Appropriation																							
Employ. Comp. Ins. Prens.-RIIP	500300 00	1,218,000.00		1,218,000.00	1,218,000.00			1,218,000.00	323,636.36	266,822.42			61,990.76	323,636.36	266,822.42						61,990.76	606,009.22	
Subtotal		14,798,000.00		14,798,000.00	14,798,000.00			14,798,000.00	3,191,634.43	4,072,381.99			7,263,548.42	3,191,634.43	4,072,381.99						7,263,548.42	7,534,451.58	
<b>TOTAL PS</b>		<b>14,798,000.00</b>		<b>14,798,000.00</b>	<b>14,798,000.00</b>			<b>14,798,000.00</b>	<b>3,191,634.43</b>	<b>4,072,381.99</b>			<b>7,263,548.42</b>	<b>3,191,634.43</b>	<b>4,072,381.99</b>						<b>7,263,548.42</b>	<b>7,534,451.58</b>	
<b>MAINTENANCE AND OTHER OPERATING EXPENSES</b>																							
Traveling Expenses - Local	502010 00	1,384,000.00	(353,532.33)	1,030,467.67	1,384,000.00	(353,532.33)		1,030,467.67		40,260.00			40,260.00								990,207.67	40,260.00	
Traveling Expenses - Foreign	502020 00																						
Training Expenses	502030 00	177,000.00		177,000.00	177,000.00			177,000.00													177,000.00		
Scholarship Grants/Expenses	502040 00																						
Office Supplies Expenses	502030 00	164,000.00	82,892.25	226,892.25	164,000.00	82,892.25		226,892.25	15,424.64	21,467.61			226,892.25	15,424.64	21,467.61					226,892.25			
Accountable Forms Expenses	502030 00	12,000.00		12,000.00	12,000.00			12,000.00													12,000.00		
Medical, Dental and Laboratory Suppl	502030 00									8,994.08			8,994.08		8,994.08						8,994.08	(8,994.08)	
Fuel, Oil and Lubricants Expenses	502030 00	225,000.00	8,894.08	233,894.08	225,000.00	8,894.08		233,894.08	89,465.63	122,652.06			191,617.69	89,465.63	122,652.06					191,617.69	42,716.15		
Agricultural and Marine Supplies Exp	502030 00	225,000.00		225,000.00	225,000.00			225,000.00													225,000.00		
Textbooks and Instructional Material	502030 01	12,000.00		12,000.00	12,000.00			12,000.00													12,000.00		
Semi-expendable Machinery and Eq	502032 00	51,000.00		51,000.00	51,000.00			51,000.00		45,877.00			45,877.00		27,550.00						27,550.00	8,327.00	
Semi-expendable - Furniture and Fix	502032 20	51,000.00		51,000.00	51,000.00			51,000.00															
Other Supplies and Materials Expens	502039 00	36,000.00		36,000.00	36,000.00			36,000.00		199,216.00			199,216.00		63,346.00						63,346.00	(73,216.00)	
Water Expenses	502040 00																						
Electricity Expenses	502040 00	250,000.00	127,346.00	377,346.00	250,000.00	127,346.00		377,346.00	17,457.00	103,307.73			120,764.73	17,457.00	103,307.73						120,764.73	256,589.22	
Postage and Courier Services	502050 00	1,000.00		1,000.00	1,000.00			1,000.00													1,000.00		
Mobile	502050 01	136,000.00		136,000.00	136,000.00			136,000.00													136,000.00		
Landline	502050 02	135,000.00		135,000.00	135,000.00			135,000.00													135,000.00		
Internet Subscription Expenses	502050 00	98,000.00		98,000.00	98,000.00			98,000.00		24,879.96			24,879.96		24,879.96						24,879.96	73,120.04	
Cable, Satellite, Telegraph & Radio Ex	502050 40	15,000.00	100,000.00	115,000.00	15,000.00	100,000.00		115,000.00													115,000.00		
Awards/Rewards Expenses	502060 01																						
Prizes	502060 02																						
Research, Exploration and Devt Expenses	502070 00																						
Extraordinary and Miscellaneous Exp	502080 00																						
Auditing Services	502090 00																						
Other Professional Services	502090 00																						
Security Services	502090 00																						
Repairs and Maintenance - Buildings	502090 40	224,000.00		224,000.00	224,000.00			224,000.00		124,622.00			124,622.00		38,132.00						38,132.00	86,480.00	
Repairs and Maintenance - Machines	502090 50	224,000.00		224,000.00	224,000.00			224,000.00		18,890.00			18,890.00		18,890.00						18,890.00	104,110.00	
Repairs and Maintenance - Transport	502090 60	63,000.00		63,000.00	63,000.00			63,000.00		34,735.00			34,735.00		34,735.00						34,735.00		
SUBSIDIES (Others)	502090 90																						
Fidelity Bond Premiums	502502 00	15,000.00		15,000.00	15,000.00			15,000.00		3,937.50			3,937.50		3,937.50						3,937.50	11,062.50	
Insurance Expenses	502503 00	20,000.00		20,000.00	20,000.00			20,000.00		16,241.54			16,241.54		16,241.54						16,241.54	3,758.46	
Labor and Wages	502600 00																						
Advertising Expenses	502900 00																						
Printing and Publication Expenses	502907 00	58,000.00		58,000.00	58,000.00			58,000.00													58,000.00		
Representation Expenses	502909 00	52,000.00	54,400.00	106,400.00	52,000.00	54,400.00		106,400.00		84,360.00			84,360.00		73,560.00						73,560.00	10,800.00	

PARTICULARS	UACS CODE	Authorized Appropriation	Adjustment (Realignmen t)	Adjusted Appropriation	Allotments Received	Adjustment (Realignment)	Transfer to	Transfer From	Adjusted total Allotment	Obligations					Disbursements					Unreleased Appropriation	Unobligated Allotment	Unpaid Obligations	
										1st Quarter	2nd Quarter	3rd Quarter	4th Quarter	Total	1st Quarter	2nd Quarter	3rd Quarter	4th Quarter	Total			Due and Demandable	Not Yet Due and Demandable
	2	3	4	5	6				9	10	11	13	14	15	16	17	18	19	20	21=(9-14)	22	23	
Rent-Motor Vehicle	50298050 03									-	-												
Membership Dues and Contributions	50298060 00									-	-												
Library and Other Reading Materials	50298070 00									-	-												
Other Maintenance and Operating Exp	50298080 00									-	-												
Other Maintenance and Operating Exp	50298090 99	65,000.00		65,000.00	65,000.00				65,000.00		46,500.00		46,500.00								148,500.00	46,500.00	
ICT CONNECTION AND OTHER EXP	50298090 99										1,033,598.94												
Other MOOE for SPORTS AND CULTURE DEVT	50298099 99	65,000.00									5,405,980.93												
<b>TOTAL MOOE</b>		<b>4,053,000.00</b>	<b>-</b>	<b>4,053,000.00</b>	<b>4,053,000.00</b>	<b>-</b>	<b>-</b>	<b>-</b>	<b>4,053,000.00</b>	<b>88,589.00</b>	<b>1,080,098.94</b>	<b>-</b>	<b>1,168,687.95</b>	<b>88,589.00</b>	<b>80,853.84</b>	<b>-</b>	<b>-</b>	<b>950,440.95</b>	<b>-</b>	<b>2,854,922.05</b>	<b>5,060.00</b>	<b>197,167.00</b>	
<b>TOTAL HIGHER EDUCATION - 80X00</b>		<b>10,851,000.00</b>	<b>-</b>	<b>10,851,000.00</b>	<b>10,851,000.00</b>	<b>-</b>	<b>-</b>	<b>-</b>	<b>10,851,000.00</b>	<b>3,309,755.44</b>	<b>5,157,480.93</b>	<b>-</b>	<b>8,467,236.37</b>	<b>88,589.00</b>	<b>4,904,733.83</b>	<b>-</b>	<b>-</b>	<b>8,203,969.27</b>	<b>-</b>	<b>10,388,763.83</b>	<b>-</b>	<b>197,167.00</b>	
<b>HIGHER EDUCATION - BUDGAS</b>																							
<b>PERSONNEL SERVICES</b>																							
Basic Salary - Civilian	500000 01	10,083,000.00	(180,000.00)	7,903,000.00	10,083,000.00	(180,000.00)			7,903,000.00	4,768,054.00	5,236,309.00		10,002,363.00	4,768,054.00	5,236,309.00			10,002,363.00		7,900,637.00			
Casual & Contractual	500020 00	247,000.00		247,000.00	247,000.00				247,000.00	247,000.00			247,000.00	247,000.00				247,000.00					
PERA - Civilian	500020 01	1,368,000.00		1,368,000.00	1,368,000.00				1,368,000.00	320,000.00	324,000.00		644,000.00	320,000.00	324,000.00			644,000.00		724,000.00			
Representation Allowance (RA)	500020 02		90,000.00	90,000.00	90,000.00		90,000.00		90,000.00	5,000.00	22,500.00		37,500.00	5,000.00	22,500.00			37,500.00		52,500.00			
Transportation Allowance	500020 03		90,000.00	90,000.00	90,000.00		90,000.00		90,000.00	5,000.00	22,500.00		37,500.00	5,000.00	22,500.00			37,500.00		52,500.00			
Clothing/Uniform Allowance - Civilian	500020 04 01	342,000.00		342,000.00	342,000.00				342,000.00		342,000.00		342,000.00		342,000.00			342,000.00					
Subsistence Allowance	500020 05 03	10,000.00		10,000.00	10,000.00				10,000.00		2,500.00		2,500.00		2,500.00			2,500.00		7,500.00			
Laundry Allowance	500020 06 04	5,000.00		5,000.00	5,000.00				5,000.00		340.90		340.90		340.90			340.90		4,659.10			
Honorarium - Civilian	500200 01																						
Hazard Pay - Civilian	500200 02																						
HP - Magna Carta Benefits for Public Health Workers under RA 7305	500200 05	25,000.00		25,000.00	25,000.00				25,000.00														
Longevity Pay - Step Increment	500220 01																						
HP - Magna Carta Benefits for S B T	500220 04																						
Overtime Pay	500230 01																						
Night-shift Differential Pay	500230 02																						
Year-End Bonus	500240 00	1,577,000.00		1,577,000.00	1,577,000.00				1,577,000.00											1,577,000.00			
Cash GR - Civilian	500250 01	285,000.00		285,000.00	285,000.00				285,000.00											285,000.00			
Productivity Enhancement Incentive	500250 02	285,000.00		285,000.00	285,000.00				285,000.00											285,000.00			
Performance Based Bonus - Civilian	500250 04																						
Mid-Year Bonus	500250 06	1,577,000.00		1,577,000.00	1,577,000.00				1,577,000.00		1,577,000.00		1,577,000.00		1,577,000.00			1,577,000.00					
Flag-GR - Civilian	500300 01	68,000.00		68,000.00	68,000.00				68,000.00		35,938.77		35,938.77		35,938.77			35,938.77		14,961.23			
PhilHealth - Civilian	500300 02	290,000.00		290,000.00	290,000.00				290,000.00		47,213.96		47,213.96		47,213.96			47,213.96		25,436.02		84,593.96	
SSP - Civilian	500300 03	68,000.00		68,000.00	68,000.00				68,000.00		18,000.00		18,000.00		18,000.00			18,000.00		36,000.00			
Terminal Leave Benefits - Civilian	500400 01																						
Lump-sum for Filing of Positions	500490 07																						
Lump-sum for Step Increments - Loc	500490 10	50,000.00		50,000.00	50,000.00				50,000.00											50,000.00			
Collective Negotiation Agreement Inc	500490 11																						
Other Lump-sum	500490 12																						
Anniversary Bonus	500490 38																						
Other Personnel Benefits	500490 99																						
<b>SUB-TOTAL WITHOUT RUP</b>		<b>24,250,000.00</b>	<b>-</b>	<b>24,250,000.00</b>	<b>24,250,000.00</b>	<b>-</b>	<b>-</b>	<b>-</b>	<b>24,250,000.00</b>	<b>5,464,206.73</b>	<b>7,640,571.96</b>	<b>-</b>	<b>13,104,778.69</b>	<b>5,464,206.73</b>	<b>7,640,571.96</b>	<b>-</b>	<b>-</b>	<b>13,104,778.69</b>	<b>-</b>	<b>11,415,221.31</b>	<b>-</b>	<b>-</b>	
Automatic Appropriation																							
Employ. Comp. Ins. Prem.-RUP	500300 00	2,179,000.00		2,179,000.00	2,179,000.00				2,179,000.00	629,682.36	630,293.48		1,259,975.84	629,682.36	630,293.48			1,259,975.84		969,024.16			
<b>Subtotal</b>		<b>26,429,000.00</b>	<b>-</b>	<b>26,429,000.00</b>	<b>26,429,000.00</b>	<b>-</b>	<b>-</b>	<b>-</b>	<b>26,429,000.00</b>	<b>6,093,889.09</b>	<b>8,270,865.44</b>	<b>-</b>	<b>14,364,754.53</b>	<b>6,093,889.09</b>	<b>8,270,865.44</b>	<b>-</b>	<b>-</b>	<b>14,364,754.53</b>	<b>-</b>	<b>12,064,245.47</b>	<b>-</b>	<b>-</b>	
<b>TOTAL PS</b>		<b>26,429,000.00</b>	<b>-</b>	<b>26,429,000.00</b>	<b>26,429,000.00</b>	<b>-</b>	<b>-</b>	<b>-</b>	<b>26,429,000.00</b>	<b>6,723,571.45</b>	<b>8,901,726.88</b>	<b>-</b>	<b>15,624,730.37</b>	<b>6,723,571.45</b>	<b>8,901,726.88</b>	<b>-</b>	<b>-</b>	<b>14,364,754.53</b>	<b>-</b>	<b>10,804,269.63</b>	<b>-</b>	<b>-</b>	
<b>MAINTENANCE AND OTHER OPERATING EXPENSES</b>																							
Traveling Expenses - Local	502000 00	1,464,000.00	(650,000.00)	814,000.00	1,464,000.00	(650,000.00)			814,000.00	18,437.00	93,668.00		112,105.00	18,437.00	94,948.00			110,385.00		50,865.00		8,720.00	
Traveling Expenses - Foreign	502000 20																						
Training Expenses	502020 00	60,000.00		60,000.00	60,000.00				60,000.00		55,200.00		55,200.00		50,700.00			50,700.00		104,900.00		4,500.00	
Scholarship Grants/Expenses	502020 01																						
Office Supplies Expenses	502030 00	270,000.00	300,000.00	570,000.00	270,000.00	300,000.00			570,000.00											570,000.00			
Accountable Forms Expenses	502030 01	12,000.00		12,000.00	12,000.00				12,000.00														
Medical, Dental and Laboratory Supp	502030 02																						
Fuel, Oil and Lubricants Expenses	502030 03	225,000.00		225,000.00	225,000.00				225,000.00	7,857.36	10,754.15		18,611.51	7,857.36	10,754.15			18,611.51		206,388.48			
Agricultural and Marine Supplies Exp	502030 04	225,000.00		225,000.00	225,000.00				225,000.00											225,000.00			


PARTICULARS	UACS CODE	Authorized Appropriation	Adjustment (Realignme nt)	Adjusted Appropriation	Allotments Received	Adjustment (Realignment)	Transfer to	Transfer From	Adjusted total Allotment	Obligations					Disbursements					Unreleased Appropriation	Unobligated Allotment	Unpaid Obligations	
										1st Quarter	2nd Quarter	3rd Quarter	4th Quarter	Total	1st Quarter	2nd Quarter	3rd Quarter	4th Quarter	Total			Due and Demandable	Not Yet Due and Demandable
	2	3	4	5	6		7	8	9	10	11		13	14	15	16	17	18	19	20	21=(9-14)	22	23
Textbooks and Instructional Materials	5020380 01	12,000.00		12,000.00	12,000.00				12,000.00	-				42,380.00	-				42,380.00		68,640.00	-	-
Semi-expendable Machinery and Equip	5020320 00	50,000.00	200,000.00	250,000.00	50,000.00	200,000.00			250,000.00	-				208,520.00	-				208,520.00		48,480.00	-	20,520.00
Semi-expendable - Furniture and Fix	5020332 20 00	50,000.00		50,000.00	50,000.00				50,000.00	-				-	-				-	-	50,000.00	-	-
Other Supplies and Materials Expenses	5020399 00	54,000.00	200,000.00	254,000.00	54,000.00	200,000.00			254,000.00	-				138,380.00	-				138,380.00		15,660.00	-	138,380.00
Water Expenses	5020400 00									-					-							-	-
Electricity Expenses	5020402 00	250,000.00		250,000.00	250,000.00				250,000.00	7,908.40				72,744.66	7,908.40				72,744.66	144,653.06	105,348.94	-	-
Postage and Courier Services	5020500 00	8,000.00		8,000.00	8,000.00				8,000.00	-				-	-				-	-	8,000.00	-	-
Mobile	5020522 01	136,000.00		136,000.00	136,000.00				136,000.00	-				135,262.00	-				135,262.00		738.00	-	135,262.00
Landline	5020522 02	135,000.00		135,000.00	135,000.00				135,000.00	-				-	-				-	-	135,000.00	-	-
Internet Subscription Expenses	5020503 00	98,000.00		98,000.00	98,000.00				98,000.00	-				48,758.20	-				48,758.20		48,758.20	-	-
Cable, Satellite, Telegraph & Radio Ex	5020504 00	15,000.00		15,000.00	15,000.00				15,000.00	-				-	-				-	-	15,000.00	-	-
Awards/Rewards Expenses	5020600 01									-					-							-	-
Prizes	5020602 00									-					-							-	-
Research, Exploration and Devel	50207020 02									-					-							-	-
Expenses										-					-							-	-
Extraordinary and Miscellaneous Exp	5020000 00									-					-							-	-
Auditing Services	5020220 00									-					-							-	-
Other Professional Services	5020990 00									-					-							-	-
Security Services	5022030 00									-					-							-	-
Repairs and Maintenance - Buildings	5022040 00	224,000.00	200,000.00	424,000.00	224,000.00	200,000.00			424,000.00	-				176,475.50	-				176,475.50		176,475.50	-	-
Repairs and Maintenance - Machinery	5022050 00	224,000.00	(200,000.00)	24,000.00	224,000.00	(200,000.00)			24,000.00	-				-	-				-	-	24,000.00	-	-
Repairs and Maintenance - Transport	5022060 00	153,000.00	50,000.00	203,000.00	153,000.00	50,000.00			203,000.00	-				1,365.50	-				1,365.50		3,558.00	-	7,807.50
SUBSIDIES (Others)	502499000									-					-							-	-
Fidelity Bond Premiums	5025020 00	20,000.00		20,000.00	20,000.00				20,000.00	-				-	-				-	-	20,000.00	-	-
Insurance Expenses	5025030 00	24,000.00		24,000.00	24,000.00				24,000.00	-				7,807.21	-				7,807.21		16,852.76	-	-
Labor and Wages	5026000 00									-					-							-	-
Advertising Expenses	5029900 00									-					-							-	-
Printing and Publication Expenses	5029920 00	58,000.00		58,000.00	58,000.00				58,000.00	-				-	-				-	-	58,000.00	-	-
Representation Expenses	5029930 00	52,000.00	100,000.00	152,000.00	52,000.00	100,000.00			152,000.00	-				10,840.00	-				10,840.00		50,160.00	-	-
Rent - Motor Vehicle	5029950 00									-				-	-				-	-		-	-
Membership Dues and Contributions	5029960 00									-				-	-				-	-		-	-
Library and Other Reading Materials	5029970 00									-				-	-				-	-		-	-
Other Maintenance and Operating Exp	5029990 00									-				-	-				-	-		-	-
Other Maintenance and Operating Exp	5029990 99	65,000.00		65,000.00	65,000.00				65,000.00	-				93,000.00	-				93,000.00		102,000.00	-	93,000.00
TOTAL MIDE		4,125,000.00	-	4,125,000.00	4,125,000.00	-	-	-	4,125,000.00	98,200.76	1,099,308.22	-	-	1,287,508.98	98,200.76	600,888.72	-	-	698,389.48	-	2,837,438.02	-	588,169.50
TOTAL HIGHER EDUCATION - BUBUAS		30,554,000.00		30,554,000.00	30,554,000.00		-	-	30,554,000.00	6,821,772.21	10,096,467.14	-	-	16,918,239.35	6,821,772.21	9,501,347.64	-	-	15,063,144.01	-	13,641,780.65	-	588,169.50
RESEARCH SERVICES																							
PERSONNEL SERVICES																							
Basic Salary - Civilian	500000 01	34,949,640.00		34,949,640.00	34,949,640.00				34,949,640.00	8,573,143.00	8,671,326.92			17,244,469.92	8,573,143.00	8,671,326.92			17,244,469.92		17,705,710.06	-	-
Casual & Contractual	500002 00									-				-	-				-	-		-	-
PERA - Civilian	500200 01	2,160,000.00		2,160,000.00	2,160,000.00				2,160,000.00	538,272.73	541,888.18			1,080,160.92	538,272.73	541,888.18			1,080,160.92		1,076,908.08	-	-
Representation Allowance (RA)	500202 00	154,500.00		154,500.00	154,500.00				154,500.00	35,250.00	14,000.00			49,250.00	35,250.00	14,000.00			49,250.00		105,250.00	-	-
Transportation Allowance	500203 00	154,500.00		154,500.00	154,500.00				154,500.00	35,250.00	14,000.00			49,250.00	35,250.00	14,000.00			49,250.00		105,250.00	-	-
Docking/Uniform Allowance - Civilian	500204 01	540,000.00		540,000.00	540,000.00				540,000.00	-	522,000.00			522,000.00	-				522,000.00		6,000.00	-	-
Subsistence Allowance	500205 03									-				-	-				-	-		-	-
Laundry Allowance	500206 04									-				-	-				-	-		-	-
Honorarium - Civilian	500209 01	6,887,000.00	(309,000.00)	6,578,000.00	6,887,000.00	(309,000.00)			6,578,000.00	-				-	-				-	-	5,887,000.00	-	-
Hazard Pay - Civilian	500210 02	99,000.00		99,000.00	99,000.00				99,000.00	-				-	-				-	-		-	-
HP - Magna Carta Benefits for Public Health Workers under R.A. 7305	500210 05									-				-	-				-	-		-	-
Longevity Pay - Step Increment	500210 04	68,000.00		68,000.00	68,000.00				68,000.00	-				-	-				-	-	68,000.00	-	-
HP - Magna Carta Benefits for S & T	500210 04	5,472,000.00		5,472,000.00	5,472,000.00				5,472,000.00	-				-	-				-	-	5,472,000.00	-	-
Overtime Pay	500230 01									-				-	-				-	-		-	-
Night-shift Differential Pay	500230 02									-				-	-				-	-		-	-
Year End Bonus	500240 00	3,041,485.00		3,041,485.00	3,041,485.00				3,041,485.00	-				-	-				-	-	3,041,485.00	-	-
Cash Gift - Civilian	500250 01	450,000.00		450,000.00	450,000.00				450,000.00	-				-	-				-	-	450,000.00	-	-
Productivity Enhancement Incentive	500299 02	485,000.00		485,000.00	485,000.00				485,000.00	-				-	-				-	-	485,000.00	-	-
Performance Based Bonus - Civilian	500299 04									-				-	-				-	-		-	-
Mid-Year Bonus	500299 09	3,041,485.00		3,041,485.00	3,041,485.00				3,041,485.00	-				3,041,485.00	-				3,041,485.00		3,041,485.00	-	-
Pay-IBO - Civilian	500302 01	108,400.00		108,400.00	108,400.00				108,400.00	17,800.00	27,300.00			45,100.00	17,800.00	27,300.00			45,100.00		63,300.00	-	-
PhilHealth - Civilian	500303 01	337,570.00		337,570.00	337,570.00				337,570.00	70,285.98	120,416.85			190,702.83	70,285.98	120,416.85			190,702.83		146,857.37	-	48,886.70





PARTICULARS	UACS CODE	Authorized Appropriation	Adjustment (Realignment)	Adjusted Appropriation	Allotments Received	Adjustment (Realignment)	Transfer to	Transfer From	Adjusted total Allotment	Obligations					Disbursements					Released Appropriation	Unobligated Allotment	Unpaid Obligations	
										1st Quarter	2nd Quarter	3rd Quarter	4th Quarter	Total	1st Quarter	2nd Quarter	3rd Quarter	4th Quarter	Total			Due and Demandable	Not Yet Due and Demandable
	2	3	4	5	6		7	8	9	10	11	12	13	14	15	16	17	18	19	20	21=(9-14)	22	23
EDP - Civilian	5003040 01	11,400.00		11,400.00	11,400.00				11,400.00	26,700.00	27,500.00			54,200.00	26,700.00	27,500.00			54,200.00		57,200.00		
Terminal Leave Benefits - Civilian	5004030 01																						
Lump sum for Filing of Positions	5004990 07																						
Lump sum for Step Increments - Let	5004990 10																						
Collective Negotiation Agreement Inc	5004990 11																						
Other Lump-sum	5004990 12																						
Anniversary Bonus	5004990 38																						
Other Personal Benefits	5004990 99																						
<b>SUB-TOTAL WITHOUT RUP TOTAL</b>		<b>57,040,000.00</b>	<b>-</b>	<b>57,040,000.00</b>	<b>57,040,000.00</b>	<b>-</b>	<b>-</b>	<b>-</b>	<b>57,040,000.00</b>	<b>8,297,781.71</b>	<b>12,979,856.78</b>	<b>-</b>	<b>-</b>	<b>22,277,638.47</b>	<b>8,297,781.71</b>	<b>12,929,970.06</b>	<b>-</b>	<b>-</b>	<b>22,227,681.77</b>	<b>-</b>	<b>34,762,438.53</b>	<b>48,886.70</b>	<b>-</b>
Automatic Appropriation																							
Employ. Comp. Ins. Prem.-RUP	5003000 00	4,896,000.00		4,896,000.00	4,896,000.00				4,896,000.00	1,092,605.53	1,038,633.03			2,131,238.56	1,092,605.53	1,038,633.03			2,131,238.56		2,065,739.44		
Subtotal		61,236,000.00		61,236,000.00	61,236,000.00				61,236,000.00	10,390,387.24	14,018,489.79			24,408,337.03	10,390,387.24	13,968,603.09			24,359,450.33		36,827,662.97	48,886.70	
<b>TOTAL PS</b>		<b>61,236,000.00</b>	<b>-</b>	<b>61,236,000.00</b>	<b>61,236,000.00</b>	<b>-</b>	<b>-</b>	<b>-</b>	<b>61,236,000.00</b>	<b>10,390,387.24</b>	<b>14,018,489.79</b>	<b>-</b>	<b>-</b>	<b>24,408,337.03</b>	<b>10,390,387.24</b>	<b>13,968,603.09</b>	<b>-</b>	<b>-</b>	<b>24,359,450.33</b>	<b>-</b>	<b>36,827,662.97</b>	<b>48,886.70</b>	<b>-</b>
<b>MAINTENANCE AND OTHER OPERATING EXPENSES</b>																							
Traveling Expenses - Local	5020000 00	2,620,000.00	(1,574,300.00)	1,045,699.00	2,620,000.00	(1,574,300.00)			1,045,699.00	35,540.00	96,534.00			132,074.00	35,540.00	76,863.00			112,403.00		92,586.00	6,671.00	
Traveling Expenses - Foreign	5020020 00																						
Training Expenses	5020200 00	3,269,000.00		3,269,000.00	3,269,000.00				3,269,000.00	38,800.00	438,986.00			477,786.00	38,800.00	387,686.00			426,486.00		2,793,734.00	48,350.00	
Scholarship Grants/Expenses	5020220 00																						
Office Supplies Expenses	5020300 00	926,000.00	549,872.00	1,475,872.00	926,000.00	549,872.00			1,475,872.00	996,832.00	102,234.00			1,029,066.00	996,832.00	1,250.00			998,082.00		446,806.00		10,994.00
Accountable Forms Expenses	5020320 00	225,000.00	(48,872.00)	176,128.00	225,000.00	(48,872.00)			176,128.00												175,298.00		
Medical, Dental and Laboratory Supp	5020300 00	299,000.00		299,000.00	299,000.00				299,000.00	85,686.06	23,486.00			219,695.06	47,250.00	19,586.00			86,280.06		314.95		15,887.00
Fuel, Oil and Lubricants Expenses	5020300 00	939,000.00		939,000.00	939,000.00				939,000.00	189,002.46	129,544.88			318,547.34	189,002.46	77,787.82			145,790.28		741,452.66	51,757.06	
Agricultural and Marine Supplies Exp	5020300 00	1,027,000.00	1,000,000.00	2,027,000.00	1,027,000.00	1,000,000.00			2,027,000.00	1,874,445.00	9,000.00			1,883,445.00	94,890.00	9,000.00			193,890.00		143,555.00		1,779,535.00
Textbooks and Instructional Material	5020380 01	148,000.00		148,000.00	148,000.00				148,000.00														
Semi-expendable Machinery and Eq	5020320 00	257,000.00	500,000.00	757,000.00	257,000.00	500,000.00			757,000.00														
Semi-expendable - Furniture and Fix	5020320 00	257,000.00		257,000.00	257,000.00				257,000.00	400,740.14	53,829.00			454,569.14	88,730.14	48,878.00			230,009.14				223,980.00
Other Supplies and Materials Expenses	5020380 00	6,721,000.00	(2,702,067.45)	4,018,932.55	6,721,000.00	(2,702,067.45)			4,018,932.55	290,039.64	400,079.50			690,219.14	291,304.64	80,980.50			362,206.14		3,388,784.41		328,007.00
Water Expenses	5020400 00	102,000.00		102,000.00	102,000.00				102,000.00	27,334.68	11,382.10			38,716.78	27,334.68	11,382.10			38,716.78				
Electricity Expenses	5020400 00	500,000.00	400,000.00	900,000.00	500,000.00	400,000.00			900,000.00												800,000.00		
Postage and Courier Services	5020500 00	16,000.00		16,000.00	16,000.00				16,000.00												16,000.00		
Mobile	5020500 01	279,000.00		279,000.00	279,000.00				279,000.00	229,071.10				229,071.10	229,071.10				229,071.10		48,829.90		
Landline	5020500 02	102,000.00		102,000.00	102,000.00				102,000.00	33,550.75	48,633.02			82,183.77	33,550.75	48,633.02			82,183.77		29,838.23		
Internet Subscription Expenses	5020500 00	500,000.00	900,000.00	1,400,000.00	500,000.00	900,000.00			1,400,000.00	12,880.00	6,000.00			18,880.00	12,880.00	6,000.00			18,880.00				
Cable, Satellite, Telegraph & Radio Et	5020500 00	28,000.00		28,000.00	28,000.00				28,000.00												28,000.00		
Awards/Rewards Expenses	5020800 01																						
Prizes	5020800 00																						
Research, Exploration and Devt Expenses	5020700-02																						
Extraordinary and Miscellaneous Exp	5020030 00																						
Auditing Services	5020020 00																						
Other Professional Services	5020990 00	350,000.00		350,000.00	350,000.00				350,000.00												350,000.00		
Security Services	5020130 00																						
Repairs and Maintenance - Buildings	5020040 00	291,000.00		291,000.00	291,000.00				291,000.00		35,290.00			35,290.00							275,710.00		35,290.00
Repairs and Maintenance - Machinery	5020050 00	81,000.00	400,000.00	481,000.00	81,000.00	400,000.00			481,000.00	218,890.00	12,250.00			231,140.00							249,940.00		231,090.00
Repairs and Maintenance - Transport	5020060 00																						
SUBSIDIES (Others)	502049000																						
Fidelity Bond Premiums	5020500 00																						
Insurance Expenses	5020500 00																						
Labor and Wages	5020600 00	3,771,000.00		3,771,000.00	3,771,000.00				3,771,000.00	540,438.45	438,863.55			979,302.00	540,438.45	438,863.55			979,302.00		2,791,697.00		
Advertising Expenses	5020800 00																						
Printing and Publication Expenses	5020900 00	102,000.00		102,000.00	102,000.00				102,000.00	14,400.00	18,400.00			32,800.00	14,400.00						14,400.00		18,400.00
Representation Expenses	5020900 00	388,000.00		388,000.00	388,000.00				388,000.00	18,220.00	17,480.00			35,680.00	18,220.00	17,480.00					35,680.00		282,320.00
Survey, Research, Exploration and D	502070000																						
Membership Dues and Contributions	5020800 00	335,000.00		335,000.00	335,000.00				335,000.00														
Library and Other Reading Materials	5020870 00																						
Other Maintenance and Operating Exp	5020890 00																						
Other Maintenance and Operating Exp	5020890 99	408,000.00	586,377.45	994,377.45	408,000.00	586,377.45			994,377.45	94,073.20	8,800.00			102,873.20	94,073.20	8,800.00			102,873.20				
<b>TOTAL MIDE</b>		<b>23,782,000.00</b>	<b>-</b>	<b>23,782,000.00</b>	<b>23,782,000.00</b>	<b>-</b>	<b>-</b>	<b>-</b>	<b>23,782,000.00</b>	<b>4,999,665.98</b>	<b>1,869,746.04</b>	<b>-</b>	<b>-</b>	<b>6,869,412.02</b>	<b>2,634,588.98</b>								


PARTICULARS	UACS CODE	Authorized Appropriation	Adjustment (Realignme nt)	Adjusted Appropriation	Allotments Received	Adjustment (Realignme nt)	Transfer to	Transfer From	Adjusted total Allotment	Obligations					Disbursements					Released Appropriation	Unobligated Allotment	Unpaid Obligations	
										1st Quarter	2nd Quarter	3rd Quarter	4th Quarter	Total	1st Quarter	2nd Quarter	3rd Quarter	4th Quarter	Total			Due and Demandable	Not Yet Due and Demandable
	2	3	4	5	6		7	8	9	10	11	12	13	14	15	16	17	18	19	20	21=(9-14)	22	23
<b>EXTENSION SERVICES</b>																							
<b>PERSONNEL SERVICES</b>																							
Basic Salary - Civilian	500000 01	907,000.00		907,000.00	907,000.00				907,000.00	223,467.00	280,949.00			504,416.00	223,467.00	280,949.00			504,416.00		402,584.00		
Casual & Contractual	500002 00																						
PERA - Civilian	500200 01	48,000.00		48,000.00	48,000.00				48,000.00	12,000.00	14,000.00			26,000.00	12,000.00	14,000.00			26,000.00		22,000.00		
Representation Allowance (RA)	500202 00		60,000.00	60,000.00	60,000.00				60,000.00	13,750.00	5,000.00			18,750.00	13,750.00	5,000.00			18,750.00		4,250.00		
Transportation Allowance	500203 01		60,000.00	60,000.00	60,000.00				60,000.00	13,750.00	5,000.00			18,750.00	13,750.00	5,000.00			18,750.00		4,250.00		
Docking/Uniform Allowance - Civilian	500204 01	12,000.00		12,000.00	12,000.00				12,000.00		12,000.00			12,000.00		12,000.00			12,000.00				
Substance Allowance	500205 03																						
Laundry Allowance	500206 04																						
Honorarium - Civilian	500208 01	68,000.00	(20,000.00)	48,000.00	68,000.00				(20,000.00)												48,000.00		
Hazard Pay - Civilian	500209 02																						
HP - Magna Carta Benefits for Public Health Workers under R.A. 7305	500210 05																						
Longevity Pay - Step Increment	500220 01																						
HP - Magna Carta Benefits for S & T	500220 04																						
Overtime Pay	500230 01																						
Night-shift Differential Pay	500230 02																						
Year-End Bonus	500240 00	71,000.00		71,000.00	71,000.00				71,000.00					71,000.00					71,000.00				
Cash GR - Civilian	500250 01	10,000.00		10,000.00	10,000.00				10,000.00												71,000.00		
Productivity Enhancement Incentive	500250 12	10,000.00		10,000.00	10,000.00				10,000.00												10,000.00		
Performance Based Bonus-Civilian	500250 14																				10,000.00		
Mid-Year Bonus	500250 38	71,000.00		71,000.00	71,000.00				71,000.00		71,000.00			71,000.00		71,000.00			71,000.00				
Pay-BG - Civilian	500320 01	2,000.00		2,000.00	2,000.00				2,000.00	400.00	600.00			1,000.00	400.00	600.00			1,000.00		1,000.00		
PhilHealth - Civilian	500330 01	9,000.00		9,000.00	9,000.00				9,000.00	2,768.14	2,774.46			4,982.60	2,768.14	1,235.46			3,503.60		4,007.46	1,489.00	
EDP - Civilian	500340 01	4,000.00		4,000.00	4,000.00				4,000.00	400.00	600.00			1,000.00	400.00	600.00			1,000.00				
Terminal Leave Benefits - Civilian	500400 01																						
Lump-sum for Filling of Positions	500490 07																						
Lump-sum for Step Increments - L	500490 10																						
Collective Negotiation Agreement Inc	500490 11																						
Other Lump-sum	500490 12																						
Anniversary Bonus	500490 38																						
Other Personnel Benefits	500490 99																						
<b>SUB-TOTAL WITHOUT RUP TOTAL</b>		1,392,000.00		1,392,000.00	1,392,000.00				1,392,000.00	266,035.14	339,873.46			605,908.60	266,035.14	339,873.46			605,908.60		654,089.40	1,489.00	
Automatic Appropriation																							
Employ. Comp. Ins. Prem.-RUP	500500 00	107,000.00		107,000.00	107,000.00				107,000.00	26,886.04	26,886.04			53,632.08	26,886.04	26,886.04			53,632.08		53,637.92		
Subtotal		1,499,000.00		1,499,000.00	1,499,000.00				1,499,000.00	292,921.18	406,689.50			719,540.68	292,921.18	406,689.50			719,540.68		707,459.32	1,489.00	
<b>TOTAL PS</b>		1,499,000.00		1,499,000.00	1,499,000.00				1,499,000.00	292,921.18	406,689.50			719,540.68	292,921.18	406,689.50			719,540.68		707,459.32	1,489.00	
<b>MAINTENANCE AND OTHER OPERATING EXPENSES</b>																							
Traveling Expenses - Local	502000 00	565,000.00	(200,000.00)	365,000.00	565,000.00				365,000.00	2,700.00	51,075.00			53,775.00	2,700.00	48,375.00			51,075.00		38,225.00	2,700.00	
Traveling Expenses - Foreign	502002 00																						
Training Expenses	502020 00	282,000.00		282,000.00	282,000.00				282,000.00	127,580.00	47,700.00			175,280.00	127,580.00	22,140.00			149,720.00		106,740.00	25,560.00	
Scholarship Grants/Expenses	502030 00																						
Office Supplies Expenses	502030 01	372,000.00		372,000.00	372,000.00				372,000.00												372,000.00		
Accountable Forms Expenses	502030 02	75,000.00	(75,000.00)		75,000.00					36,000.00				36,000.00	36,000.00				36,000.00				
Medical, Dental and Laboratory Suppl	502030 03																						
Fuel, Oil and Lubricants Expenses	502030 04	224,000.00		224,000.00	224,000.00				224,000.00		2,000.00			2,000.00		2,000.00			2,000.00		222,000.00		
Agricultural and Marine Supplies Exp	502030 05	428,000.00		428,000.00	428,000.00				428,000.00		19,920.00			19,920.00							408,080.00		19,920.00
Textbooks and Instructional Materials	502030 06																						
Semi-expendable Machinery and Eq	502032 00	31,000.00		31,000.00	31,000.00				31,000.00														
Semi-expendable - Furniture and Fix	502032 01	31,000.00		31,000.00	31,000.00				31,000.00														
Other Supplies and Materials Expens	502039 00	17,000.00		17,000.00	17,000.00				17,000.00		44,800.00			44,800.00		44,800.00			44,800.00			72,200.00	
Water Expenses	502040 00																						
Electricity Expenses	502040 01																						
Postage and Courier Services	502050 00	16,000.00		16,000.00	16,000.00				16,000.00												16,000.00		
Mobile	502050 01	23,000.00		23,000.00	23,000.00				23,000.00													23,000.00	
Landline	502050 02	68,000.00		68,000.00	68,000.00				68,000.00													68,000.00	
Internet Subscription Expenses	502050 03		275,000.00	275,000.00					275,000.00														
Cable, Satellite, Telegraph & Radio E	502050 04	154,000.00		154,000.00	154,000.00				154,000.00	42,000.00	42,000.00			84,000.00	42,000.00	42,000.00			84,000.00		70,000.00		
Awards/Rewards Expenses	502060 01																						
Prizes	502060 02																						


ARTICULARS	UACS CODE	Authorized Appropriation	Adjustment (Realignme nt)	Adjusted Appropriation	Allotments Received	Adjustment (Realignment)	Transfer to	Transfer From	Adjusted total Allotment	Obligations					Disbursements					Released Appropriation	Unobligated Allotment	Unpaid Obligations	
										1st Quarter	2nd Quarter	3rd Quarter	4th Quarter	Total	1st Quarter	2nd Quarter	3rd Quarter	4th Quarter	Total			Due and Demandable	Not Yet Due and Demandable
	2	3	4	5	6		7	8	9	10	11	12	13	14	15	16	17	18	19	20	21=(9-14)	22	23
Research, Exploration and Dev Expenses	50207020 02																						
Extraordinary and Miscellaneous Ex	50208030 00																						
Auditing Services	50208020 00																						
Other Professional Services	50208030 00																						
Security Services	50210030 00																						
Repairs and Maintenance - Buildings	50213040 00	185,000.00		185,000.00	185,000.00				185,000.00														
Repairs and Maintenance - Machines	50213050 00	78,000.00		78,000.00	78,000.00				78,000.00														
Repairs and Maintenance - Transport	50213060 00																						
SUBSIDIES (Others)	5021450000																						
Fidelity Bond Premiums	50216020 00																						
Insurance Expenses	50216030 00																						
Labor and Wages	50216040 00																						
Advertising Expenses	50216040 00																						
Printing and Publication Expenses	50216070 00	12,000.00		12,000.00	12,000.00				12,000.00														
Representation Expenses	50216030 00	54,000.00		54,000.00	54,000.00				54,000.00														
Rent-Motor Vehicle	50216050 03																						
Membership Dues and Contributions	50216060 00																						
Library and Other Reading Materials	50216070 00																						
Other Maintenance and Operating Exp	50216080 00																						
Other Maintenance and Operating Exp	50216090 99	74,000.00		74,000.00	74,000.00				74,000.00														
TOTAL MOBE		2,825,000.00		2,825,000.00	2,825,000.00				2,825,000.00	308,260.00	207,485.00			515,745.00	308,260.00	159,315.00			467,575.00		2,306,245.00	28,260.00	18,920.00
<b>CAPITAL OUTLAY</b>																							
School Building	50804040 02																						
Facility Upgrading																							
Subtotal																							
TOTAL CO																							
TOTAL EXTENSION SERVICES		4,244,000.00		4,244,000.00	4,244,000.00				4,244,000.00	608,818	626,844.50			1,227,295.88	608,818	578,585.50			1,177,626.68		3,086,704.22	28,748.00	18,920.00

Certified Correct:  ESTRELLITA M. DACLAN  
 SAO - Budget Office  
 Date : July 20, 2022

Certified Correct:  IMELDA B. GALINATO  
 Chief Accountant  
 Date : July 20, 2022

Noted by:  ANDRES ARNO D. W. LAMPACAN  
 Acting Chief Administrative Officer - Finance  
 Date : July 20, 2022

Recommending Approval:  ALLAN C. SACPA  
 VP for Administration and Finance  
 Date : July 20, 2022

Approved by:  FELIZA MARING COMILA  
 University President  
 Date : July 20, 2022



**STATEMENT OF APPROPRIATION, ALLOTMENTS, OBLIGATIONS, DISBURSEMENT ANB BALANCES**  
As of June 30, 2022

FAR No. 1-Ab

Department: SUC's  
Agency: BENGUET STATE UNIVERSITY  
Operating Unit:  
Organization Code (UACS): 08017000000  
Funding Source Code (as Clustered): 01101101/01101406/01104102/01102101/01101407

Current Year Appropriation  
Supplemental Appropriation  
Continuing Appropriation

PARTICULARS	UACS CODE	Authorized Appropriation	Adjustment (Realignmen t)	Adjusted Appropriation	Allotments Received	Adjustment (Realignmen t)	Transfer to	Transfer From	Adjusted total Allotment	Obligations					Disbursements					Unreleased Appropriation	Unobligated Allotment 21=(9-14)	Unpaid Obligations																						
										1st Quarter	2nd Quarter	3rd Quarter	4th Quarter	Total	1st Quarter	2nd Quarter	3rd Quarter	4th Quarter	Total			Due and Demanda ble	Not Yet Due and Demandable																					
	2	3	4	5	6		7	8	9	10	11	12	13	14	15	16	17	18	19	20	21	22	23																					
<b>GENERAL ADMINISTRATION AND SUPPORT SERVICES</b>																																												
<b>MAINTENANCE AND OTHER OPERATING EXPENSES</b>																																												
Traveling Expenses - Local	5020300 00		4,000.00	4,000.00	-	4,000.00			4,000.00	4,000.00				4,000.00	4,000.00				4,000.00																									
Training Expenses	5020300 00		55,096.27	55,096.27	-	55,096.27			55,096.27	148,096.27	6,000.00			55,096.27	148,096.27	6,000.00			55,096.27																									
Office Supplies Expenses	5020300 00		74,503.97	(8,263.97)	56,150.00			74,503.97	(8,263.97)	56,150.00				56,150.00	56,150.00				56,150.00																									
Accountable Forms Expenses	5020302 00		23,799.61	(23,799.61)	-	23,799.61			(23,799.61)																																			
Medical, Dental and Laboratory Supplies Expenses	5020308 00		40,060.00	(40,060.00)	-	40,060.00			(40,060.00)																																			
Fuel, Oil and Lubricants Expenses	5020309 00			-	-				-																																			
Agricultural and Marine Supplies Expenses	5020300 00		3,956.93	43.07	4,000.00			3,956.93	43.07	4,000.00											4,000.00																							
Semi-transportable Machinery and Equipment	5020320 00		296,640.00	296,640.00	-	296,640.00			296,640.00	296,640.00				296,640.00	10,640.00								186,000.00																					
Semi-transportable Furniture and Fixtures	5020322 00			-	-				-																																			
Other Supplies and Materials Expenses	5020399 00		227,000.00	227,000.00	-	227,000.00			227,000.00	227,000.00				227,000.00	227,000.00				227,000.00																									
Electricity Expenses	5020402 00		310,955.60	(310,955.60)	-	310,955.60			(310,955.60)																																			
Mobile	5020502 00		77,165.00	(77,165.00)	-	77,165.00			(77,165.00)																																			
Internet Subscription Expenses	5020503 00		1,433,571.21	(1,433,571.21)	-	1,433,571.21			(1,433,571.21)																																			
Cable, Satellite, Telegraph & Radio Expenses	5020504 00		59,854.67	(59,854.67)	-	59,854.67			(59,854.67)																																			
Extraordinary and Miscellaneous Expenses	5020000 00		15,000.00	(15,000.00)	-	15,000.00			(15,000.00)																																			
Building Services	5020700 00		250,793.00	(250,793.00)	-	250,793.00			(250,793.00)																																			
Other Professional Services	5020900 00		309,571.20	5,486,703.67	5,486,674.67	309,571.20			5,486,674.67	437,437.08	1,705,355.63			2,142,792.71	437,437.08	1,705,355.63			2,142,792.71		3,353,882.16																							
Security Services	5022000 00			-	-				-																																			
Repairs and Maintenance - Transportation Equipment	5020300 00		76,730.00	(76,730.00)	-	76,730.00			(76,730.00)																																			
Labor and Wages	5020600 00		415,697.95	(415,697.95)	-	415,697.95			(415,697.95)																																			
Advertising Expenses	5020900 00		20,227.00	(20,227.00)	-	20,227.00			(20,227.00)																																			
Representation Expenses	5020900 00		44,993.54	(35,977.00)	9,016.54	44,993.54			(35,977.00)	9,016.54	1,260.00	1,480.00		2,740.00	1,260.00	1,480.00			2,740.00		6,276.54																							
Membership Dues and Contributions to Organizations	5020900 00		4,270.00	(4,270.00)	-	4,270.00			(4,270.00)																																			
Other Maintenance and Operating Expenses	5020999 99		3,067,076.00	(3,067,076.00)	-	3,067,076.00			(3,067,076.00)																																			
<b>TOTAL MOOE</b>			<b>6,248,587.68</b>	<b>-</b>	<b>6,248,587.68</b>	<b>8,248,587.68</b>			<b>6,248,587.68</b>	<b>1,771,593.35</b>	<b>1,712,835.63</b>			<b>2,884,428.98</b>	<b>985,593.35</b>	<b>1,712,835.63</b>			<b>2,698,428.98</b>		<b>3,364,158.70</b>		<b>186,000.00</b>																					
<b>TOTAL GASS</b>			<b>6,248,587.68</b>	<b>-</b>	<b>6,248,587.68</b>	<b>8,248,587.68</b>			<b>6,248,587.68</b>	<b>1,771,593.35</b>	<b>1,712,835.63</b>			<b>2,884,428.98</b>	<b>985,593.35</b>	<b>1,712,835.63</b>			<b>2,698,428.98</b>		<b>3,364,158.70</b>		<b>186,000.00</b>																					
<b>SUPPORT TO OPERATIONS</b>																																												
<b>MAINTENANCE AND OTHER OPERATING EXPENSES</b>																																												
Accountable Forms Expenses	5020302 00		1,546.00	(1,546.00)	-	1,546.00			(1,546.00)																																			
Medical, Dental and Laboratory Supplies Ex	5020308 00		18,836.67	(18,836.67)	-	18,836.67			(18,836.67)																																			
Landline	5020502 02		2,582.32	(2,582.32)	-	2,582.32			(2,582.32)																																			
Other Professional Services	5020900 00		49,585.17	49,585.17	49,585.17	49,585.17			49,585.17													49,585.17																						
Repairs and Maintenance - Buildings and O	5020304 00		26,048.00	(26,048.00)	-	26,048.00			(26,048.00)																																			
Repairs and Maintenance - Machinery and	5020305 00		581.18	(581.18)	-	581.18			(581.18)																																			
<b>TOTAL MOOE</b>			<b>48,585.17</b>	<b>-</b>	<b>48,585.17</b>	<b>48,585.17</b>			<b>48,585.17</b>													<b>48,585.17</b>																						
<b>TOTAL SUPPORT TO OPERATIONS</b>			<b>48,585.17</b>	<b>-</b>	<b>48,585.17</b>	<b>48,585.17</b>			<b>48,585.17</b>													<b>48,585.17</b>																						
<b>ADVANCED EDUCATION SERVICES</b>																																												
<b>MAINTENANCE AND OTHER OPERATING EXPENSES</b>																																												
Accountable Forms Expenses	5020302 00		15,035.70	(15,035.70)	-	15,035.70			(15,035.70)																																			
Fuel, Oil and Lubricants Expenses	5020309 00		167,877.88	167,877.88	167,877.88	167,877.88			167,877.88	167,877.88				167,877.88	167,877.88				167,877.88																									
Mobile	5020502 00		9,000.00	(9,000.00)	-	9,000.00			(9,000.00)																																			
Landline	5020502 02		4,738.12	(4,738.12)	-	4,738.12			(4,738.12)																																			
Other Professional Services	5020900 00		276,930.94	276,930.94	276,930.94	276,930.94			276,930.94													276,930.94																						
Repairs and Maintenance - Buildings and O	5020304 00		247,655.00	(247,655.00)	-	247,655.00			(247,655.00)																																			

PARTICULARS	UACS CODE	Authorized Appropriation	Adjustment (Realignment)	Adjusted Appropriation	Allotments Received	Adjustment (Realignment)	Transfer to	Transfer From	Adjusted total Allotment	Obligations					Disbursements					Unreleased Appropriation	Unobligated Allotment	Unpaid Obligations				
										1st Quarter	2nd Quarter	3rd Quarter	4th Quarter	Total	1st Quarter	2nd Quarter	3rd Quarter	4th Quarter	Total			Due and Demandable	Not Yet Due and Demandable			
										10	11	12	13	14	15	16	17	18	19			20	21=(9-14)	22	23	
	2	3	4	5	6		7	8	9	10	11	12	13	14	15	16	17	18	19	20	21=(9-14)	22	23			
Repairs and Maintenance - Machinery and Membership Dues and Contributions to Other Maintenance and Operating Expenses	5020050 00 5029900 00 5029990 99	54,000.00 20,000.00 93,500.00	(54,000.00) (20,000.00) (93,500.00)	- - -	- - -	- - -	- - -	- - -	- - -	- - -	- - -	- - -	- - -	- - -	- - -	- - -	- - -	- - -	- - -	- - -	- - -	- - -	- - -	- - -	- - -	
TOTAL MOEF		444,86.82	-	444,86.82	444,86.82	-	-	-	444,86.82	167,87.88	-	-	-	167,87.88	167,87.88	-	-	-	167,87.88	-	-	-	-	-	-	-
TOTAL ADVANCED EDUCATION SERVICES		444,86.82	-	444,86.82	444,86.82	-	-	-	444,86.82	167,87.88	-	-	-	167,87.88	167,87.88	-	-	-	167,87.88	-	-	-	-	-	-	-
<b>HIGHER EDUCATION - LA TRINIDAD CAMPUS</b>																										
<b>MAINTENANCE AND OTHER OPERATING EXPENSES</b>																										
Traveling Expenses - Local	5020000 00	622.39	(622.39)	-	622.39	(622.39)	-	-	-	-	-	-	-	-	-	-	-	-	-	-	-	-	-	-	-	-
Scholarship Grants/Expenses	5020000 00	3,352.87	(3,352.87)	-	3,352.87	(3,352.87)	-	-	3,352.87	-	-	-	-	-	-	-	-	-	-	-	-	-	-	-	-	-
Office Supplies Expenses	5020300 00	4,325.82	(4,325.82)	-	4,325.82	(4,325.82)	-	-	-	-	-	-	-	-	-	-	-	-	-	-	-	-	-	-	-	-
Landline	5020500 02	1,052.10	(1,052.10)	-	1,052.10	(1,052.10)	-	-	-	-	-	-	-	-	-	-	-	-	-	-	-	-	-	-	-	-
Internet Subscription Expenses	5020500 00	8,196.04	(8,196.04)	-	8,196.04	(8,196.04)	-	-	-	-	-	-	-	-	-	-	-	-	-	-	-	-	-	-	-	-
Cable, Satellite, Telegraph & Radio Expenses	5020504 00	2,088.00	(2,088.00)	-	2,088.00	(2,088.00)	-	-	-	-	-	-	-	-	-	-	-	-	-	-	-	-	-	-	-	-
Other Professional Services	5020600 00	507,821.09	(507,821.09)	-	507,821.09	(507,821.09)	-	-	-	-	-	-	-	-	-	-	-	-	-	-	-	-	-	-	-	-
Fidelity Bond Premiums	5020600 00	2,000.00	(2,000.00)	-	2,000.00	(2,000.00)	-	-	-	-	-	-	-	-	-	-	-	-	-	-	-	-	-	-	-	-
Insurance Expenses	5020600 00	8,542.39	(8,542.39)	-	8,542.39	(8,542.39)	-	-	-	-	-	-	-	-	-	-	-	-	-	-	-	-	-	-	-	-
Labor and Wages	5020900 00	479,641.38	(479,641.38)	-	479,641.38	(479,641.38)	-	-	-	-	-	-	-	-	-	-	-	-	-	-	-	-	-	-	-	-
Library and Other Reading Materials Subsc	5020900 00	30,000.00	(30,000.00)	-	30,000.00	(30,000.00)	-	-	-	-	-	-	-	-	-	-	-	-	-	-	-	-	-	-	-	-
ICT CONNECTION AND OTHER EQUIP	5020990 99	500,000.00	-	-	-	-	-	-	-	-	-	-	-	-	-	-	-	-	-	500,000.00	500,000.00	-	-	-	-	-
SPORTS AND CULTURAL DEVT	5020990 99	500,000.00	-	-	-	-	-	-	-	-	-	-	-	-	-	-	-	-	-	500,000.00	500,000.00	-	-	-	-	-
TOTAL MOEF		1,537,821.09	-	544,363.48	537,821.09	(4,948.39)	-	-	532,872.78	-	-	-	-	-	-	-	-	-	-	1,000,000.00	1,532,872.78	-	-	-	-	-
<b>CAPITAL OUTLAY</b>																										
Construction of Information Technology Bui	5060404 06	2,072,209.23	-	-	2,072,209.23	-	-	-	2,072,209.23	-	-	-	-	-	-	-	-	-	-	-	-	-	-	-	-	-
Expansion of the College of Forestry Bldg	5060404 06	10,000,000.00	-	-	-	-	-	-	-	-	-	-	-	-	-	-	-	-	-	10,000,000.00	-	-	-	-	-	-
TOTAL CO		12,072,209.23	-	-	2,072,209.23	-	-	-	2,072,209.23	-	-	-	-	-	-	-	-	-	-	10,000,000.00	1,326,427.58	-	-	-	-	-
TOTAL HIGHER EDUCATION - LA TRINIDAD		13,610,030.32	-	544,363.48	13,610,030.32	(4,948.39)	-	-	2,505,082.01	-	-	-	-	-	-	-	-	-	-	11,000,000.00	2,859,300.36	-	-	-	-	-
<b>HIGHER EDUCATION - BOKIDDO CAMPUS</b>																										
<b>MAINTENANCE AND OTHER OPERATING EXPENSES</b>																										
Traveling Expenses - Local	5020000 00	646.29	(646.29)	-	646.29	(646.29)	-	-	-	-	-	-	-	-	-	-	-	-	-	-	-	-	-	-	-	-
Training Expenses	5020200 00	8,520.38	(8,520.38)	-	8,520.38	(8,520.38)	-	-	-	-	-	-	-	-	-	-	-	-	-	-	-	-	-	-	-	-
Accountable Forms Expenses	5020300 00	1,883.27	(1,883.27)	-	1,883.27	(1,883.27)	-	-	-	-	-	-	-	-	-	-	-	-	-	-	-	-	-	-	-	-
Medical, Dental and Laboratory Supplies Ex	5020300 00	4,579.88	(4,579.88)	-	4,579.88	(4,579.88)	-	-	-	-	-	-	-	-	-	-	-	-	-	-	-	-	-	-	-	-
Textbooks and Instructional Materials Equip	5020300 01	80,442.80	(80,442.80)	-	80,442.80	(80,442.80)	-	-	-	-	-	-	-	-	-	-	-	-	-	-	-	-	-	-	-	-
Semi-expendable Machinery and Equipment	5020320 01	580.00	(580.00)	-	580.00	(580.00)	-	-	-	-	-	-	-	-	-	-	-	-	-	-	-	-	-	-	-	-
Semi-expendable - Furniture and Fixtures	5020320 00	80,500.00	(80,500.00)	-	80,500.00	(80,500.00)	-	-	-	-	-	-	-	-	-	-	-	-	-	-	-	-	-	-	-	-
Other Supplies and Materials Expenses	5020390 00	1,273.00	(1,273.00)	-	1,273.00	(1,273.00)	-	-	-	-	-	-	-	-	-	-	-	-	-	-	-	-	-	-	-	-
Other Professional Services	5020600 00	545,570.81	(545,570.81)	-	545,570.81	(545,570.81)	-	-	-	-	-	-	-	-	-	-	-	-	-	-	-	-	-	-	-	-
Repairs and Maintenance - Buildings and O	5020040 00	305,389.00	(305,389.00)	-	305,389.00	(305,389.00)	-	-	-	-	-	-	-	-	-	-	-	-	-	-	-	-	-	-	-	-
Repairs and Maintenance - Machinery and	5020050 00	13,671.00	(13,671.00)	-	13,671.00	(13,671.00)	-	-	-	-	-	-	-	-	-	-	-	-	-	-	-	-	-	-	-	-
Repairs and Maintenance - Transportation	5020060 00	33,700.00	(33,700.00)	-	33,700.00	(33,700.00)	-	-	-	-	-	-	-	-	-	-	-	-	-	-	-	-	-	-	-	-
Fidelity Bond Premiums	5020600 00	15,000.00	(15,000.00)	-	15,000.00	(15,000.00)	-	-	-	-	-	-	-	-	-	-	-	-	-	-	-	-	-	-	-	-
Printing and Publication Expenses	5020800 00	34,440.00	(34,440.00)	-	34,440.00	(34,440.00)	-	-	-	-	-	-	-	-	-	-	-	-	-	-	-	-	-	-	-	-
Representation Expenses	5020800 00	13,790.00	(13,790.00)	-	13,790.00	(13,790.00)	-	-	-	-	-	-	-	-	-	-	-	-	-	-	-	-	-	-	-	-
Other Maintenance and Operating Expenses	5020990 99	28,508.00	(28,508.00)	-	28,508.00	(28,508.00)	-	-	-	-	-	-	-	-	-	-	-	-	-	-	-	-	-	-	-	-
TOTAL MOEF		660,453.61	0.00	660,453.61	660,453.61	0.00	-	-	660,453.61	34,440.00	-	-	-	34,440.00	-	-	-	-	-	-	-	-	-	-	-	-
TOTAL HIGHER EDUCATION - BOKIDDO		660,453.61	0.00	660,453.61	660,453.61	0.00	-	-	660,453.61	34,440.00	-	-	-	34,440.00	-	-	-	-	-	-	-	-	-	-	-	-
<b>HIGHER EDUCATION - BUSUAS</b>																										
<b>MAINTENANCE AND OTHER OPERATING EXPENSES</b>																										
Textbooks and Instructional Materials Equip	5020300 01	92,407.00	(92,407.00)	-	92,407.00	(92,407.00)	-	-	-	-	-	-	-	-	-	-	-	-	-	-	-	-	-	-	-	-
Internet Subscription Expenses	5020500 00	0.00	(0.00)	-	0.00	(0.00)	-	-	-	-	-	-	-	-	-	-	-	-	-	-	-	-	-	-	-	-
Repairs and Maintenance - Machinery and	5020050 00	851.14	(851.14)	-	851.14	(851.14)	-	-	-	-	-	-	-	-	-	-	-	-	-	-	-	-	-	-	-	-
Representation Expenses	5020800 00	464.59	(464.59)	-	464.59	(464.59)	-	-	-	-	-	-	-	-	-	-	-	-	-	-	-	-	-	-	-	-
TOTAL MOEF		93,722.33	-	93,722.33	93,722.33	-	-	-	93,722.33	-	-	-	-	-	-	-	-	-	-	-	-	-	-	-	-	-
TOTAL HIGHER EDUCATION - BUSUAS		93,722.33	-	93,722.33	93,722.33	-	-	-	93,722.33	-	-	-	-	-	-	-	-	-	-	-	-	-	-	-	-	-

PARTICULARS	UACS CODE	Authorized Appropriation	Adjustment (Realignment)	Adjusted Appropriation	Allotments Received	Adjustment (Realignment)	Transfer to	Transfer from	Adjusted total Allotment	Obligations					Disbursements					Unreleased Appropriation	Unobligated Allotment	Unpaid Obligations			
										1st Quarter	2nd Quarter	3rd Quarter	4th Quarter	Total	1st Quarter	2nd Quarter	3rd Quarter	4th Quarter	Total			Due and Demandable	Not Yet Due and Demandable		
	2	3	4	5	6		7	8	9	10	11	12	13	14	15	16	17	18	19	20	21=(9-14)	22	23		
<b>RESEARCH SERVICES</b>																									
<b>MAINTENANCE AND OTHER OPERATING EXPENSES</b>																									
Traveling Expenses - Local	5020100 00		3,980.00	-	-	-	-	-	3,980.00	3,980.00				3,980.00	3,980.00										
Training Expenses	5020200 00	356,650.70	(352,570.70)	356,650.70	356,650.70	(352,570.70)			4,080.00	4,080.00				4,080.00	4,080.00										
Fuel, Oil and Lubricants Expenses	5020300 00	45,074.67	(45,074.67)	45,074.67	45,074.67	(45,074.67)			-	-				-	-										
Agricultural and Marine Supplies Expenses	5020300 00	21,674.98	(21,674.98)	21,674.98	21,674.98	(21,674.98)			-	-				-	-										
Semi-expendable Machinery and Equipment	5020320 00		140,000.00	-	-	-			140,000.00	140,000.00				140,000.00	140,000.00										
Other Supplies and Materials Expenses	5020390 00		69,000.00	-	-	-			69,000.00	69,000.00				69,000.00	69,000.00										
Electricity Expenses	5020400 00	00.72	(00.72)	00.72	00.72	(00.72)			-	-				-	-										
Postage and Courier Services	5020500 00	15,505.00	(15,505.00)	15,505.00	15,505.00	(15,505.00)			-	-				-	-										
Mobile	5020500 01	188,044.03	(188,044.03)	188,044.03	188,044.03	(188,044.03)			-	-				-	-										
Cable, Satellite, Telegraph & Radio Expense	5020500 02	51,630.00	(51,630.00)	51,630.00	51,630.00	(51,630.00)			-	-				-	-										
Other Professional Services	5020600 00	894,000.00	2,477,889.25	894,000.00	894,000.00	2,477,889.25			2,611,889.25	-				-	-								2,611,889.25		
Labor and Wages	5020600 00	1,208,630.75	(1,208,630.75)	1,208,630.75	1,208,630.75	(1,208,630.75)			-	-				-	-										
Representation Expenses	5020800 00	137,382.00	(63,632.00)	137,382.00	137,382.00	(63,632.00)			73,750.00	73,750.00				73,750.00	73,750.00										4,680.00
Membership Dues and Contributions to Org	5020800 00	335,000.00	(335,000.00)	335,000.00	335,000.00	(335,000.00)			-	-				-	-										
Other Maintenance and Operating Expenses	5020890 99	336,914.40	(336,914.40)	336,914.40	336,914.40	(336,914.40)			-	-				-	-										
<b>TOTAL MOOE</b>		<b>2,902,788.25</b>	<b>-</b>	<b>2,902,788.25</b>	<b>2,902,788.25</b>	<b>-</b>	<b>-</b>	<b>-</b>	<b>2,902,788.25</b>	<b>290,900.00</b>	<b>-</b>	<b>-</b>	<b>-</b>	<b>290,900.00</b>	<b>296,220.00</b>	<b>-</b>	<b>-</b>	<b>-</b>	<b>296,220.00</b>	<b>-</b>	<b>-</b>	<b>-</b>	<b>2,611,889.25</b>	<b>4,680.00</b>	
<b>CAPITAL OUTLAY</b>																									
Construction of Biodiversity Research Center (Bokod Campus)	50604040-06	3,506.08	-	3,506.08	3,506.08	-			3,506.08	-				-	-								3,506.08	-	
<b>TOTAL CO</b>		<b>3,506.08</b>	<b>-</b>	<b>3,506.08</b>	<b>3,506.08</b>	<b>-</b>	<b>-</b>	<b>-</b>	<b>3,506.08</b>	<b>-</b>	<b>-</b>	<b>-</b>	<b>-</b>	<b>-</b>	<b>-</b>	<b>-</b>	<b>-</b>	<b>-</b>	<b>-</b>	<b>-</b>	<b>-</b>	<b>-</b>	<b>3,506.08</b>	<b>-</b>	
<b>TOTAL RESEARCH SERVICES</b>		<b>2,906,294.33</b>	<b>-</b>	<b>2,906,294.33</b>	<b>2,906,294.33</b>	<b>-</b>	<b>-</b>	<b>-</b>	<b>2,906,294.33</b>	<b>290,900.00</b>	<b>-</b>	<b>-</b>	<b>-</b>	<b>290,900.00</b>	<b>296,220.00</b>	<b>-</b>	<b>-</b>	<b>-</b>	<b>296,220.00</b>	<b>-</b>	<b>-</b>	<b>-</b>	<b>2,615,395.33</b>	<b>4,680.00</b>	
<b>EXTENSION SERVICES</b>																									
<b>MAINTENANCE AND OTHER OPERATING EXPENSES</b>																									
Training Expenses	5020200 00	636.00	(636.00)	-	636.00	(636.00)			-	-				-	-										
Office Supplies Expenses	5020300 00	68,288.76	(68,288.76)	-	68,288.76	(68,288.76)			-	-				-	-										
Accountable Forms Expenses	5020300 00	12,761.00	(12,761.00)	-	12,761.00	(12,761.00)			-	-				-	-										
Postage and Courier Services	5020500 00	6,000.00	(6,000.00)	-	6,000.00	(6,000.00)			-	-				-	-										
Mobile	5020500 01	3,000.00	(3,000.00)	-	3,000.00	(3,000.00)			-	-				-	-										
Landline	5020500 02	8,000.00	(8,000.00)	-	8,000.00	(8,000.00)			-	-				-	-										
Cable, Satellite, Telegraph & Radio Expense	5020500 02	9,000.00	(9,000.00)	-	9,000.00	(9,000.00)			-	-				-	-										
Other Professional Services	5020600 00		345,124.52	345,124.52	-	-			345,124.52	-				-	-								345,124.52		
Repairs and Maintenance - Buildings and Eq	5020800 00	9,800.00	(9,800.00)	-	9,800.00	(9,800.00)			-	-				-	-										
Repairs and Maintenance - Machinery and	5020800 00	78,000.00	(78,000.00)	-	78,000.00	(78,000.00)			-	-				-	-										
Printing and Publication Expenses	5020800 00	20,750.00	(20,750.00)	-	20,750.00	(20,750.00)			-	-				-	-										
Representation Expenses	5020800 00	48,300.00	(48,300.00)	-	48,300.00	(48,300.00)			-	-				-	-										
Other Maintenance and Operating Expenses	5020890 99	70,288.76	(70,288.76)	-	70,288.76	(70,288.76)			-	-				-	-										
<b>TOTAL MOOE</b>		<b>345,124.52</b>	<b>-</b>	<b>345,124.52</b>	<b>345,124.52</b>	<b>-</b>	<b>-</b>	<b>-</b>	<b>345,124.52</b>	<b>-</b>	<b>-</b>	<b>-</b>	<b>-</b>	<b>-</b>	<b>-</b>	<b>-</b>	<b>-</b>	<b>-</b>	<b>-</b>	<b>-</b>	<b>-</b>	<b>-</b>	<b>345,124.52</b>	<b>-</b>	
<b>TOTAL EXTENSION SERVICES</b>		<b>345,124.52</b>	<b>-</b>	<b>345,124.52</b>	<b>345,124.52</b>	<b>-</b>	<b>-</b>	<b>-</b>	<b>345,124.52</b>	<b>-</b>	<b>-</b>	<b>-</b>	<b>-</b>	<b>-</b>	<b>-</b>	<b>-</b>	<b>-</b>	<b>-</b>	<b>-</b>	<b>-</b>	<b>-</b>	<b>-</b>	<b>345,124.52</b>	<b>-</b>	

Certified Correct:

ESTRELLITA M. DACLAN  
SAC - Budget Office  
Date: July 21, 2022

Certified Correct:

EMELDA B. GALINATO  
Chief Accountant  
Date: July 21, 2022

Noted by:

ANDRES ARNOLD W. LAMPACAN  
Acting Chief Administrative Officer - Finance  
Date: July 21, 2022

Recommending Approval:

ALIAN C. SACPA  
VP for Administration and Finance  
Date: July 21, 2022

Approved by:

LEON SALANG COMILA  
University President  
Date: July 21, 2022