

STATEMENT OF APPROPRIATION, ALLOTMENTS, OBLIGATIONS, DISBURSEMENT ANB BALANCES
As of SEPTEMBER 30, 2022

FAR No. 1-Ab

Department: SUC's
Agency: BENGUET STATE UNIVERSITY
Operating Unit:

Organization Code (UACS): 08017000000
Funding Source Code (as Clustered): 01101101/01101406/01104102/01102101/01101407

Current Year Appropriation
Supplemental Appropriation
Continuing Appropriation

PARTICULARS	UACS CODE	Authorized Appropriation	Adjustment (Realignment)	Adjusted Appropriation	Allotments Received	Adjustment (Realignment)	Transfer to	Transfer From	Adjusted Total Allotment	Obligations					Disbursements					Unreleased Appropriation	Unobligated Allotment	Unpaid Obligations			
										1st Quarter	2nd Quarter	3rd Quarter	4th Quarter	Total	1st Quarter	2nd Quarter	3rd Quarter	4th Quarter	Total			Due and Demandable	Not Yet Due and Demandable		
	2	3	4	5	6		7	8	9	10	11	12	13	14	15	16	17	18	19	20	21=(9-14)	22	23		
GENERAL ADMINISTRATION AND SUPPORT																									
PERSONNEL SERVICES																									
Basic Salary - Civilian	500000 01	36,584,000.00	(257,300.77)	36,326,699.23	36,584,000.00	(257,300.77)			36,326,699.23	9,204,872.46	9,888,723.59	9,202,434.67		27,595,530.72	9,204,872.46	9,888,723.59	9,202,434.67		27,595,530.72		9,204,872.46				
Casual & Contractual	500002 00																								
PERA - Civilian	500020 01	2,486,000.00		2,486,000.00	2,486,000.00				2,486,000.00	708,362.45	621,908.06	607,634.44		1,937,908.97	708,362.45	621,908.06	607,634.44		1,937,908.97		558,053.03				
Representation Allowance (RA)	500020 00	182,000.00	168,000.00	350,000.00	182,000.00	168,000.00			350,000.00	98,750.00	98,000.00	101,500.00		297,250.00	98,750.00	98,000.00	101,500.00		297,250.00		68,750.00				
Transportation Allowance	500020 01	182,000.00	168,000.00	350,000.00	182,000.00	168,000.00			350,000.00	98,750.00	98,000.00	101,500.00		297,250.00	98,750.00	98,000.00	101,500.00		297,250.00		68,750.00				
Clothing/Uniform Allowance - Civilian	500020 01	624,000.00		624,000.00	624,000.00				624,000.00		576,000.00	8,000.00		582,000.00		576,000.00	8,000.00		582,000.00		42,000.00				
Subsistence Allowance	500020 00																								
Laundry Allowance	500020 04																								
Honorarium - Civilian	500020 01	3,389,000.00	(3,048,992.97)	339,007.03	3,389,000.00	(3,048,992.97)			339,007.03	44,000.00	96,200.00	148,900.00		290,100.00	44,000.00	96,200.00	148,900.00		290,100.00		48,897.03	30,000.00			
Hazard Pay - Civilian	500020 02																								
HP - Magna Carta Benefits for Public Health Workers under RA 7305	500021 05																								
Longevity Pay - Step Increment	500022 01	345,000.00		345,000.00	345,000.00				345,000.00	8,180.14	322.50	4,029.91		12,532.55	8,180.14	322.50	4,029.91		12,532.55		332,369.81				
HP - Magna Carta Benefits for S S I	500022 04																								
Overtime Pay	500023 01		1,000,000.00	1,000,000.00		1,000,000.00			1,000,000.00	623,752.73				623,752.73	623,752.73				623,752.73		378,247.27				
Night-shift Differential Pay	500023 02		108,000.00	108,000.00		108,000.00			108,000.00	16,377.86	25,250.54	25,252.80		67,321.20	16,377.86	25,250.54	25,252.80		67,321.20		40,679.00				
Year-End Bonus	500024 00	3,047,000.00		3,047,000.00	3,047,000.00				3,047,000.00					3,047,000.00					3,047,000.00		3,047,000.00				
Cash GR - Civilian	500025 01	520,000.00		520,000.00	520,000.00				520,000.00					520,000.00					520,000.00		520,000.00				
Productivity Enhancement Incentive	500029 02	520,000.00		520,000.00	520,000.00				520,000.00					520,000.00					520,000.00		520,000.00				
Performance Based Bonus - Civilian	500029 04																								
Mid-Year Bonus	500029 08	3,047,000.00		3,047,000.00	3,047,000.00				3,047,000.00		3,047,000.00			3,047,000.00		3,047,000.00			3,047,000.00		3,047,000.00				
Pay GR - Civilian	500030 01	125,000.00		125,000.00	125,000.00				125,000.00	20,400.00	41,600.00	30,000.00		92,000.00	20,400.00	41,600.00	30,000.00		92,000.00		33,000.00				
PhilHealth - Civilian	500030 01	398,000.00		398,000.00	398,000.00				398,000.00	80,434.64	136,751.61	171,891.16		389,077.43	80,434.64	136,751.61	171,891.16		389,077.43		9,222.57				
EDP - Civilian	500030 01	127,000.00		127,000.00	127,000.00				127,000.00	29,538.35	30,400.00	30,200.00		89,838.35	29,538.35	30,400.00	30,200.00		89,838.35		37,668.65				
Terminal Leave Benefits - Civilian	500030 01	3,643,140.00	1,924,857.74	5,567,997.74	3,643,140.00	1,924,857.74			5,567,997.74	386,266.16	3,745,987.11	1,435,744.47		5,567,997.74	386,266.16	3,745,987.11	1,435,744.47		5,567,997.74						
Lump-sum for Filling of Positions	500049 07	10,472,000.00		10,472,000.00																10,472,000.00					
Lump-sum for Step Increments - Local	500049 01	668,000.00	(86,564.00)	581,436.00	668,000.00	(86,564.00)			581,436.00			2,748.73		2,748.73			2,748.73		2,748.73		578,887.27				
Other Lump-sum	500049 02																								
Loyalty Award Incentive	500049 08	445,000.00		445,000.00	445,000.00				445,000.00	10,000.00				10,000.00					10,000.00		435,000.00				
Other Personnel Benefits	500049 09		25,000.00	25,000.00		25,000.00			25,000.00		25,000.00			25,000.00		25,000.00			25,000.00						
Collective Negotiation Agreement Inc.	500049 11																								
SUB-TOTAL WITHOUT RLP		166,814,140.00	(1,000.00)	166,814,140.00	56,342,140.00	(1,000.00)			56,342,140.00	8,365,128.79	17,730,844.43	11,868,435.27		40,964,408.48	8,365,128.79	17,730,844.43	11,868,435.27		40,964,408.48	10,472,000.00	15,427,738.51	30,000.00			
Automatic Appropriation																									
Employ. Comp. Ins. Prem.-RLP	500030 00	4,277,000.00		4,277,000.00	4,277,000.00				4,277,000.00	1,163,615.77	1,110,459.89	1,098,574.78		3,372,650.44	1,163,615.77	1,110,459.89	1,098,574.78		3,372,650.44		904,349.56				
Subtotal		171,091,140.00	(1,000.00)	171,091,140.00	60,619,140.00	(1,000.00)			60,619,140.00	12,478,744.56	18,841,304.32	12,967,010.05		44,297,058.93	12,478,744.56	18,841,304.32	12,967,010.05		44,297,058.93	10,472,000.00	16,332,088.07	30,000.00			
TOTAL PS		171,091,140.00	(1,000.00)	171,091,140.00	60,619,140.00	(1,000.00)			60,619,140.00	12,478,744.56	18,841,304.32	12,967,010.05		44,297,058.93	12,478,744.56	18,841,304.32	12,967,010.05		44,297,058.93	10,472,000.00	16,332,088.07	30,000.00			
MAINTENANCE AND OTHER OPERATING EXPENSES																									
Traveling Expenses - Local	502000 00	2,835,000.00	(1,500,000.00)	1,335,000.00	2,835,000.00	(1,500,000.00)			1,335,000.00	152,500.00	210,983.73	423,220.00		786,803.73	152,500.00	210,983.73	415,888.00		778,481.73		548,852.77	7,323.00			
Traveling Expenses - Foreign	502002 00																								
Training Expenses	502020 00	2,612,000.00	(1,500,000.00)	1,112,000.00	2,612,000.00	(1,500,000.00)			1,112,000.00	202,098.00	444,532.23	445,140.00		1,091,770.23	202,098.00	444,532.23	445,140.00		1,091,770.23		20,225.77	25,400.00			
Scholarship Grants/Expenses	502020 00																								
Office Supplies Expenses	502030 00	2,133,000.00	1,204,172.12	3,337,172.12	2,133,000.00	1,204,172.12			3,337,172.12	3,068,784.00	88,400.00	178,988.12		3,337,172.12	3,068,784.00	88,400.00	178,988.12		3,337,172.12				3,670.00		
Accountable Forms Expenses	502030 00	1,026,000.00	(607,480.00)	418,520.00	1,026,000.00	(607,480.00)			418,520.00		1,800.00	516,920.00		516,920.00		1,800.00	516,920.00		516,920.00						
Medical, Dental and Laboratory Supplies Expenses	502030 00																								
Fuel, Oil and Lubricants Expenses	502030 00	1,026,000.00	(283,462.48)	742,537.52	1,026,000.00	(283,462.48)			742,537.52	78,777.56	348,778.88	433,981.08		861,537.52	78,777.56	348,778.88	433,981.08		861,537.52		5,360.32				
Agricultural and Marine Supplies Exp	502030 00																								

PARTICULARS	UACS CODE	Authorized Appropriation	Adjustment (Realignment)	Adjusted Appropriation	Allotments Received	Adjustment (Realignment)	Transfer to	Transfer From	Adjusted total Allotment	Obligations					Disbursements					Unreleased Appropriation	Unobligated Allotment	Unpaid Obligations	
										1st Quarter	2nd Quarter	3rd Quarter	4th Quarter	Total	1st Quarter	2nd Quarter	3rd Quarter	4th Quarter	Total			Due and Demandable	Not Yet Due and Demandable
	2	3	4	5	6		7	8	9	10	11	12	13	14	15	16	17	18	19	20	21=(9-14)	22	23
Other Lump-sum	5004990 02																						
Loyalty Award Incentive	5004990 38																						
Other Personnel Benefits	5004990 99																						
SUB-TOTAL WITHOUT RUP		35,225,000.00		35,225,000.00	35,225,000.00				35,225,000.00	7,243,38.56	8,885,588.84	6,794,588.23		23,923,488.73	7,243,38.56	8,885,588.94	6,794,588.23		23,923,488.73		8,309,98.27		
Automatic Appropriation																							
Employ. Comp. Ins. Prem.-RUP	5003000 00	3,210,000.00		3,210,000.00	3,210,000.00				3,210,000.00	804,735.00	778,864.24	771,585.83		2,355,185.07	804,735.00	778,864.24	771,585.83		2,355,185.07		854,834.93		
Subtotal		38,435,000.00		38,435,000.00	38,435,000.00				38,435,000.00	38,435,000.00	10,664,453.08	7,566,147.06		26,778,646.80	10,648,046.56	10,664,453.08	7,566,147.06		26,778,646.80		12,166,953.20		
TOTAL PS		38,435,000.00		38,435,000.00	38,435,000.00				38,435,000.00	38,435,000.00	10,664,453.08	7,566,147.06		26,778,646.80	10,648,046.56	10,664,453.08	7,566,147.06		26,778,646.80		12,166,953.20		
MAINTENANCE AND OTHER OPERATING EXPENSES																							
Traveling Expenses - Local	5020100 00	573,000.00	(338,330.00)	236,670.00	573,000.00	(338,330.00)			236,670.00		10,800.00			10,800.00		10,800.00			10,800.00		225,870.00		
Traveling Expenses - Foreign	5020200 00																						
Traveling Expenses	5020200 00	44,000.00		44,000.00	44,000.00				44,000.00			10,900.00		10,900.00			2,000.00		2,000.00		33,000.00		8,900.00
Scholarship Grants/Expenses	5020202 00																						
Office Supplies Expenses	5020300 00	580,000.00		580,000.00	580,000.00				580,000.00	6,356.00	14,324.00	36,925.00		57,605.00	6,356.00	14,324.00	36,925.00		57,605.00		572,895.00		
Accountable Forms Expenses	5020302 00	225,000.00		225,000.00	225,000.00				225,000.00												225,000.00		
Medical, Dental and Laboratory Supp	5020308 00	288,000.00		288,000.00	288,000.00				288,000.00	74,836.00		41,643.00		116,479.00	74,836.00		26,986.00		101,754.00		18,520.00		14,725.00
Fuel, Oil and Lubricants Expenses	5020309 00	238,000.00		238,000.00	238,000.00				238,000.00												238,000.00		
Agricultural and Marine Supplies Exp	5020310 00																						
Textbooks and Instructional Material	5020310 01	380,000.00		380,000.00	380,000.00				380,000.00												380,000.00		
Semi-expendable Machinery and Eq	5020320 00	52,000.00		52,000.00	52,000.00				52,000.00			23,900.00		23,900.00			23,900.00		23,900.00				
Semi-expendable - Furniture and Fix	5020322 00	52,000.00		52,000.00	52,000.00				52,000.00														
Other Supplies and Materials Expenses	5020390 00	1,506,000.00		1,506,000.00	1,506,000.00				1,506,000.00	28,750.00	12,320.00	43,743.00		85,813.00	27,750.00	12,320.00			40,070.00		1,428,870.00		45,745.00
Water Expenses	5020400 00	67,000.00		67,000.00	67,000.00				67,000.00														
Electricity Expenses	5020402 00	254,000.00	300,000.00	554,000.00	254,000.00	300,000.00			554,000.00												564,000.00		
Postage and Courier Services	5020500 00	8,000.00		8,000.00	8,000.00				8,000.00													8,000.00	
Mobile	5020502 00	57,000.00	36,330.00	93,330.00	57,000.00	36,330.00			93,330.00	83,330.00				83,330.00	83,330.00								
Landline	5020502 02	57,000.00		57,000.00	57,000.00				57,000.00	1,779.19				1,779.19			1,779.19				55,220.81		
Internet Subscription Expenses	5020503 00		100,000.00	100,000.00		100,000.00			100,000.00														
Cable, Satellite, Telegraph & Radio Eq	5020504 00	24,000.00		24,000.00	24,000.00				24,000.00												24,000.00		
Repairs and Maintenance - Buildings	5020304 00	392,000.00		392,000.00	392,000.00				392,000.00	32,400.00				32,400.00							359,600.00		32,400.00
Repairs and Maintenance - Machinery	5020305 00	225,000.00	(100,000.00)	125,000.00	225,000.00	(100,000.00)			125,000.00	28,895.00	1,890.00	20,900.00		51,685.00	28,895.00	1,890.00			30,525.00		73,535.00		20,960.00
Repairs and Maintenance - Transport	5020306 00	65,000.00		65,000.00	65,000.00				65,000.00														
SUBSIDIES (Others)	5024800 00																						
Fidelity Bond Premiums	5025000 00																						
Insurance Expenses	5025000 00																						
Labor and Wages	5026000 00																						
Advertising Expenses	5029900 00	66,000.00		66,000.00	66,000.00				66,000.00												66,000.00		
Printing and Publication Expenses	5029920 00	12,000.00		12,000.00	12,000.00				12,000.00												12,000.00		
Representation Expenses	5029930 00	212,000.00		212,000.00	212,000.00				212,000.00												212,000.00		
Other Maintenance and Operating Exp	5029990 99	880,000.00		880,000.00	880,000.00				880,000.00	6,300.00				6,300.00	6,300.00				6,300.00				
TOTAL MOBE		5,483,000.00		5,483,000.00	5,483,000.00				5,483,000.00	271,787.00	40,443.19	178,071.00		490,271.19	237,387.00	40,443.19	88,743.00		367,543.19		4,992,728.81		422,728.00
TOTAL SUPPORT TO OPERATIONS		43,998,000.00		43,998,000.00	43,998,000.00				43,998,000.00	38,706,787.00	10,704,896.27	7,744,218.06		26,768,917.99	8,285,433.56	10,704,896.27	7,655,890.06		26,646,889.99		17,149,082.01		422,728.00
ADVANCED EDUCATION SERVICES																							
PERSONNEL SERVICES																							
Basic Salary - Civilian	5010100 01	172,000.00		172,000.00	172,000.00				172,000.00	50,894.45	44,709.00	44,709.00		140,312.45	50,894.45	44,709.00	44,709.00		140,312.45		31,887.55		
PERA - Civilian	5010200 01	24,000.00		24,000.00	24,000.00				24,000.00	6,454.55	6,000.00	6,000.00		18,454.55	6,454.55	6,000.00	6,000.00		18,454.55		5,545.45		
Clothing/Uniform Allowance - Civilian	5010240 01	6,000.00		6,000.00	6,000.00				6,000.00		6,000.00			6,000.00		6,000.00			6,000.00				
Honorarium - Civilian	5010240 01	1,506,000.00		1,506,000.00	1,506,000.00				1,506,000.00												1,506,000.00		
Year-End Bonus	5010240 00	15,000.00		15,000.00	15,000.00				15,000.00												15,000.00		
Cash GR - Civilian	5010250 01	5,000.00		5,000.00	5,000.00				5,000.00												5,000.00		
Productivity Enhancement Incentive	5010299 02	10,000.00		10,000.00	10,000.00				10,000.00												10,000.00		
Performance Based Bonus - Civilian	5010299 14																						
Mid-Year Bonus	5010299 38	15,000.00		15,000.00	15,000.00				15,000.00		14,903.00			14,903.00		14,903.00					14,903.00		97.00
Flag BNC - Civilian	5010302 01	1,200.00		1,200.00	1,200.00				1,200.00	200.00	400.00	300.00		900.00	200.00	400.00	300.00		900.00		300.00		
Flag Health - Civilian	5010303 01	2,600.00		2,600.00	2,600.00				2,600.00	455.87	745.18	884.18		2,085.21	455.87	745.18	884.18		2,085.21		504.79		
EDP - Civilian	5010304 01	1,200.00		1,200.00	1,200.00				1,200.00	300.00	400.00	300.00		1,000.00	300.00	400.00	300.00		1,000.00		700.00		
Terminal Leave Benefits - Civilian	5010400 01																						
Lump-sum for Filing of Positions																							






PARTICULARS	UACS CODE	Authorized Appropriation	Adjustment (Realignment)	Adjusted Appropriation	Allotments Received	Adjustment (Realignment)	Transfer to	Transfer From	Adjusted Total Allotment	Obligations					Disbursements					Unreleased Appropriation	Unobligated Allotment	Unpaid Obligations	
										1st Quarter	2nd Quarter	3rd Quarter	4th Quarter	Total	1st Quarter	2nd Quarter	3rd Quarter	4th Quarter	Total			Due and Demandable	Not Yet Due and Demandable
	2	3	4	5	6		7	8	9	10	11	12	13	14	15	16	17	18	19	20	21=(9-14)	22	23
Other Lump-sum	5004980 02																						
Anniversary Bonus	5004990 38																						
Other Personnel Benefits	5004990 99																						
SUB-TOTAL WITHOUT RUP		1,758,000.00	-	1,758,000.00	1,758,000.00	-			1,758,000.00	58,804.87	73,657.86	52,203.88	-	183,465.21	58,804.87	73,657.86	52,203.88	-	183,465.21		1,574,534.79	-	-
Automatic Appropriation																							
Employ. Comp. Ins. Prem.-RUP	5003000 00	21,000.00		21,000.00	21,000.00				21,000.00	5,378.86	5,385.08	5,385.08		6,108.32	5,378.86	5,385.08	5,385.08		6,108.32		4,891.68		
Subtotal		1,779,000.00	-	1,779,000.00	1,779,000.00	-			1,779,000.00	63,483.03	78,522.24	57,588.26	-	189,573.53	63,483.03	78,522.24	57,588.26	-	189,573.53		1,579,426.47	-	-
TOTAL PS		1,779,000.00	-	1,779,000.00	1,779,000.00	-			1,779,000.00	63,483.03	78,522.24	57,588.26	-	189,573.53	63,483.03	78,522.24	57,588.26	-	189,573.53		1,579,426.47	-	-
MAINTENANCE AND OTHER OPERATING EXPENSES																							
Traveling Expenses - Local	5020000 00	62,000.00		62,000.00	62,000.00				62,000.00												62,000.00		
Traveling Expenses - Foreign	5020020 00																						
Training Expenses	5020200 00		80,288.75	80,288.75	80,288.75		80,288.75		80,288.75			80,288.75		80,288.75								80,288.75	
Scholarship Grants/Expenses	5020200 00																						
Office Supplies Expenses	5020300 00	225,000.00		225,000.00	225,000.00				225,000.00													225,000.00	
Accountable Forms Expenses	5020300 00	12,000.00		12,000.00	12,000.00				12,000.00													12,000.00	
Medical, Dental and Laboratory Suppl	5020300 00																						
Fuel, Oil and Lubricants Expenses	5020300 00	225,000.00		225,000.00	225,000.00				225,000.00													225,000.00	
Agricultural and Marine Supplies Exp	5020300 00																						
Textbooks and Instructional Materials	5020300 00																						
Semi-expendable Machinery and Eq	5020320 00																						
Semi-expendable - Furniture and Fix	5020320 00																						
Other Supplies and Materials Expenses	5020380 00	85,000.00	(28.75)	84,781.25	85,000.00		(28.75)		84,781.25		87,983.00			87,983.00		82,343.00					82,343.00	7,682.25	25,320.00
Water Expenses	5020400 00																						
Electricity Expenses	5020400 00																						
Postage and Courier Services	5020500 00	11,000.00	(11,000.00)		11,000.00		(11,000.00)																
Mobile	5020500 00	29,000.00		29,000.00	29,000.00				29,000.00	29,000.00				29,000.00	29,000.00							29,000.00	
Landline	5020500 00	29,000.00		29,000.00	29,000.00				29,000.00													29,000.00	
Internet Subscription Expenses	5020500 00																						
Cable, Satellite, Telegraph & Radio Ex	5020500 00	11,000.00	(11,000.00)		11,000.00		(11,000.00)																
Awards/Rewards Expenses	5020600 00																						
Prizes	5020600 00																						
Research, Exploration and Devt Expenses	5020700 02																						
Extraordinary and Miscellaneous Exp	5020000 00																						
Auditing Services	5020800 00																						
Other Professional Services	5020800 00																						
Security Services	5020800 00																						
Repairs and Maintenance - Buildings	5020800 00	261,000.00		261,000.00	261,000.00				261,000.00														
Repairs and Maintenance - Machines	5020800 00	54,000.00		54,000.00	54,000.00				54,000.00													54,000.00	
Repairs and Maintenance - Transport	5020800 00																						
SUBSIDIES (Others)	50240000 00																						
Fidelity Bond Premiums	5025000 00																						
Insurance Expenses	5025000 00																						
Labor and Wages	5026000 00																						
Advertising Expenses	5026000 00																						
Printing and Publication Expenses	5026000 00	12,000.00		12,000.00	12,000.00				12,000.00													12,000.00	
Representation Expenses	5026000 00	6,000.00		6,000.00			6,000.00							6,000.00								6,000.00	
Rent Motor Vehicle	5026000 00																						
Membership Dues and Contributions	5026000 00	20,000.00	(20,000.00)		20,000.00		(20,000.00)																
Library and Other Reading Materials	5026000 00																						
Other Maintenance and Operating Exp	5026000 00																						
Other Maintenance and Operating Exp	5026000 99	94,000.00	(94,000.00)		94,000.00		(94,000.00)				90,784.00			90,784.00								90,784.00	
TOTAL MDIE		1,530,000.00	-	1,530,000.00	1,680,288.75	-			1,530,000.00	29,000.00	186,447.00	136,288.75	-	382,665.75	29,000.00	173,127.00	13,800.00	-	265,927.00		1,665,534.25	122,488.75	25,320.00
TOTAL ADVANCED EDUCATION SERVICES		3,309,000.00	-	3,309,000.00	3,439,288.75	-			3,309,000.00	92,483.03	276,969.24	183,787.01	-	563,239.28	92,483.03	251,649.24	71,388.26	-	465,500.53		2,745,760.72	122,488.75	25,320.00
HIGHER EDUCATION - LA TRINIDAD CAMPUS																							
PERSONNEL SERVICES																							
Basic Salary - Civilian	500000 01	179,488,360.00	(1,850,278.80)	177,638,081.20	179,488,360.00	(1,850,278.80)			177,638,081.20	40,979,288.68	47,227,865.81	34,833,552.50		123,039,949.99	40,979,288.68	47,227,865.81	34,833,552.50		123,039,949.99		44,428,131.21	-	-
Casual & Contractual	500000 02	1,522,000.00	25,394,250.50	26,916,250.50	1,522,000.00	25,394,250.50			26,916,250.50	3,581,621.37	5,532,408.72	8,463,651.71		17,597,681.80	3,581,621.37	5,532,408.72	8,463,651.71		17,597,681.80		9,308,588.70	10,514.28	
PPRA - Civilian	500200 01	7,804,000.00	3,000,000.00	10,804,000.00	7,804,000.00	3,000,000.00			10,804,000.00	2,294,238.53	2,795,878.83	2,278,590.82		7,207,947.88	2,294,238.53	2,795,878.83	2,278,590.82		7,207,947.88		2,896,052.82		
Representation Allowance (RA)	500200 02		845,625.00	845,625.00		845,625.00			845,625.00	72,000.00	48,500.00	84,000.00		202,500.00	72,000.00	48,500.00	84,000.00		202,500.00		845,625.00		
Transportation Allowance	500200 03		845,625.00	845,625.00		845,625.00			845,625.00	72,000.00	48,500.00	84,000.00		202,500.00	72,000.00	48,500.00	84,000.00		202,500.00		845,625.00		
Costing/Uniform Allowance - Civilian	500200 04	1,776,000.00	540,000.00	2,316,000.00	1,776,000.00	540,000.00			2,316,000.00		2,316,000.00			2,316,000.00									

PARTICULARS	UACS CODE	Authorized Appropriation	Adjustment (Realignment)	Adjusted Appropriation	Allotments Received	Adjustment (Realignment)	Transfer to	Transfer From	Adjusted total Allotment	Obligations					Disbursements					Unreleased Appropriation	Unobligated Allotment	Unpaid Obligations		
										1st Quarter	2nd Quarter	3rd Quarter	4th Quarter	Total	1st Quarter	2nd Quarter	3rd Quarter	4th Quarter	Total			Due and Demandable	Not Yet Due and Demandable	
	2	3	4	5	6		7	8	9	10	11	12	13	14	15	16	17	18	19	20	21=(9-14)	22	23	
Fidelity Bond Premiums	5025020 00	2,000.00		2,000.00	2,000.00				2,000.00														2,000.00	
Insurance Expenses	5025030 00	20,000.00	57,907.54	57,907.54	20,000.00	57,907.54			57,907.54	0,980.00	57,907.54			535,887.54	0,980.00	57,907.54						535,887.54	2,020.00	
Labor and Wages	5025040 00																							
Advertising Expenses	5025040 00	039,000.00		039,000.00	039,000.00				039,000.00														039,000.00	
Printing and Publication Expenses	5025040 00	245,000.00		245,000.00	245,000.00				245,000.00		095,000.00	5,000.00		200,000.00		095,000.00							45,000.00	5,000.00
Representation Expenses	5025040 00	428,000.00		428,000.00	428,000.00				428,000.00	1,500.00	028,475.00	80,682.72		200,000.00	1,500.00	80,682.72	41,500.00					028,682.72	27,382.28	86,975.00
Board Motor Vehicle	5025050 03																							
Membership Dues and Contributions	5025060 00	300,000.00		300,000.00	300,000.00				300,000.00	36,686.50	42,000.00	7,000.00		85,686.50	36,686.50	42,000.00							24,383.50	7,000.00
Library and Other Reading Materials	5025070 00	30,000.00		30,000.00	30,000.00				30,000.00														30,000.00	
Other Maintenance and Operating Exp	5025080 00	17,444,000.00																		17,444,000.00				
Other Maintenance and Operating Exp	5025080 99	565,000.00	6,850.00	520,850.00	565,000.00	6,850.00			520,850.00		565,000.00	6,850.00		520,850.00		6,850.00								565,000.00
TOTAL MIDE		12,778,000.00	(0.00)	24,988,000.00	24,988,000.00	(0.00)			24,488,000.00	4,422,378.00	6,926,438.89	3,548,740.83		14,897,542.82	4,516,641.79	5,844,893.99	1,248,520.07			11,248,048.87	87,795,000.00	9,583,457.88	507,178.95	3,144,377.80
CAPITAL OUTLAY																								
BUILDING AND STRUCTURE OUTLAY	50604040 00	4,860,000.00		4,860,000.00	4,860,000.00				4,860,000.00														4,860,000.00	
MACHINERY AND EQPT OUTLAY	50604050 00	5,200,000.00		5,200,000.00	5,200,000.00				5,200,000.00														5,200,000.00	
FURNITURE, FIXTURE AND BOOKS	50604070 00	1,080,000.00		1,080,000.00	1,080,000.00				1,080,000.00														1,080,000.00	
TOTAL CO		11,500,000.00		11,500,000.00	11,500,000.00				11,500,000.00														11,500,000.00	
TOTAL HIGHER EDUCATION - LA TRINIDAD		427,897,000.00	(0.00)	339,402,000.00	339,402,000.00	(0.00)			329,902,000.00	63,822,753.94	94,388,448.81	81,370,247.22		285,587,450.97	63,558,025.73	83,306,902.03	58,626,079.20			174,228,514.52	87,795,000.00	12,230,000.00	852,026.91	3,144,377.80
HIGHER EDUCATION - BOKOO CAMPUS																								
PERSONNEL SERVICES																								
Basic Salary - Civilian	5001000 01	61,877,000.00	(280,000.00)	9,827,000.00	61,877,000.00	(280,000.00)			6,827,000.00	2,430,272.46	2,288,234.51	2,282,915.00		7,002,381.97	2,430,272.46	2,288,234.51	2,282,915.00					7,002,381.97	2,794,838.03	
Contractual	5001020 00	247,000.00		247,000.00	247,000.00				247,000.00	66,889.00	75,670.35			232,859.35	66,889.00	75,670.35						232,859.35	14,340.05	
PERA - Civilian	5002000 01	744,000.00		744,000.00	744,000.00				744,000.00	60,000.00	07,800.08	66,000.00		57,800.08	60,000.00	07,800.08	66,000.00					57,800.08	226,689.89	
Representation Allowance (RA)	5002020 00		90,000.00	90,000.00	90,000.00	90,000.00			90,000.00	5,000.00	22,500.00	22,500.00		60,000.00	5,000.00	22,500.00	22,500.00					60,000.00	30,000.00	
Transportation Allowance	5002030 01		90,000.00	90,000.00	90,000.00	90,000.00			90,000.00	5,000.00	22,500.00	22,500.00		60,000.00	5,000.00	22,500.00	22,500.00					60,000.00	30,000.00	
Clothing/Uniform Allowance - Civilian	5002040 01	886,000.00		886,000.00	886,000.00				886,000.00		886,000.00			886,000.00		886,000.00							886,000.00	
Subsistence Allowance	5002050 03	10,000.00		10,000.00	10,000.00				10,000.00		2,250.00	2,250.00		4,500.00		2,250.00	2,250.00						4,500.00	5,450.00
Laundry Allowance	5002060 04	5,000.00		5,000.00	5,000.00				5,000.00		303.64	306.82		620.46		303.64	306.82						620.46	4,379.54
Honorarium - Civilian	5002100 01																							
Hazard Pay - Civilian	5002100 01																							
HP - Magna Carta Benefits for Public Health Workers under RA 7305	5002100 05	25,000.00		25,000.00	25,000.00				25,000.00					25,000.00										
Lump-sum Pay - Step Increment	5002120 01										25,000.00			25,000.00										
HP - Magna Carta Benefits for S & T	5002120 04																							
Overtime Pay	5002130 01		100,000.00	100,000.00		100,000.00			100,000.00		89,580.88			89,580.88		89,580.88							10,489.12	
Night-shift Differential Pay	5002130 02																							
Year-End Bonus	5002140 00	842,000.00		842,000.00	842,000.00				842,000.00					842,000.00									842,000.00	
Cash DB - Civilian	5002150 01	655,000.00		655,000.00	655,000.00				655,000.00					655,000.00									655,000.00	
Productivity Enhancement Incentive - Performance Based Bonus-Civilian	5002150 12	655,000.00		655,000.00	655,000.00				655,000.00					655,000.00									655,000.00	
Mid-Year Bonus	5002150 38	842,000.00		842,000.00	842,000.00				842,000.00		84,727.00			84,727.00		84,727.00							27,273.00	
Pay-BID - Civilian	5002160 01	37,000.00		37,000.00	37,000.00				37,000.00	6,800.00	9,300.00	7,800.00		23,900.00	6,800.00	9,300.00	7,800.00						23,900.00	15,000.00
PhilHealth - Civilian	5002160 01	638,000.00		638,000.00	638,000.00				638,000.00	43,786.61	36,003.10	53,688.20		633,067.91	43,786.61	36,003.10	53,688.20						633,067.91	4,822.09
FCP - Civilian	5002160 01	37,000.00		37,000.00	37,000.00				37,000.00	10,200.00	8,600.00	7,800.00		26,600.00	10,200.00	8,600.00	7,800.00						26,600.00	10,400.00
Terminal Leave Benefits - Civilian	5004030 01																							
Lump-sum for Filling of Positions	5004030 07																							
Lump-sum for Step Increments - For Collective Negotiation Agreement Inc	5004030 10	50,000.00		50,000.00	50,000.00				50,000.00														50,000.00	
Other Lump-sum	5004030 12																							
Anniversary Bonus	5004030 38																							
Other Personnel Benefits	5004030 99																							
SUB-TOTAL WITHOUT RUP		13,580,000.00		13,580,000.00	13,580,000.00				13,580,000.00	2,867,998.07	3,783,558.57	2,555,240.02		9,206,797.66	2,867,998.07	3,783,558.57	2,555,240.02			9,206,797.66			4,373,202.34	
Automatic Appropriation																								
Employ. Comp. Ins. Prem.-RUP	5006380 00	1,298,000.00		1,298,000.00	1,298,000.00				1,298,000.00	323,688.36	298,822.42	273,949.80		895,940.58	323,688.36	298,822.42	273,949.80						895,940.58	

PARTICULARS	UACS CODE	Authorized Appropriation	Adjustment (Realignment)	Adjusted Appropriation	Allotments Received	Adjustment (Realignment)	Transfer to	Transfer From	Adjusted total Allotment	Obligations					Disbursements					Unreleased Appropriation	Unobligated Allotment	Unpaid Obligations		
										1st Quarter	2nd Quarter	3rd Quarter	4th Quarter	Total	1st Quarter	2nd Quarter	3rd Quarter	4th Quarter	Total			21=(9-14)	22	23
2	3	4	5	6	7	8	9	10	11	12	13	14	15	16	17	18	19	20	21	22	23			
Subtotal		14,798,000.00	-	14,798,000.00	14,798,000.00	-	-	14,798,000.00	3,891,666.43	4,072,388.99	2,829,089.82	10,092,738.24	3,891,666.43	4,072,388.99	2,829,089.82	-	10,092,738.24	-	4,705,761.76	-	-			
TOTAL PS		14,798,000.00	-	14,798,000.00	14,798,000.00	-	-	14,798,000.00	3,891,666.43	4,072,388.99	2,829,089.82	10,092,738.24	3,891,666.43	4,072,388.99	2,829,089.82	-	10,092,738.24	-	4,705,761.76	-	-			
MAINTENANCE AND OTHER OPERATING EXPENSES																								
Traveling Expenses - Local	5020000 00	1,384,000.00	(441,658.00)	942,342.00	1,384,000.00	(441,658.00)	-	942,342.00	-	40,250.00	6,480.00	46,730.00	-	40,250.00	6,480.00	-	46,730.00	-	895,612.00	-	-			
Traveling Expenses - Foreign	5020000 00	-	-	-	-	-	-	-	-	-	-	-	-	-	-	-	-	-	-	-	-			
Training Expenses	5020200 00	107,000.00	-	107,000.00	107,000.00	-	-	107,000.00	-	-	3,072.00	3,072.00	-	-	-	-	-	-	103,928.00	3,072.00	-			
Scholarship Grants/Expenses	5020200 00	-	-	-	-	-	-	-	-	-	-	-	-	-	-	-	-	-	-	-	-			
Office Supplies Expenses	5020300 00	164,000.00	62,892.25	226,892.25	164,000.00	62,892.25	-	226,892.25	6,424.64	20,467.61	-	226,892.25	6,424.64	20,467.61	-	-	-	-	226,892.25	-	-			
Accountable Forms Expenses	5020300 00	12,000.00	-	12,000.00	12,000.00	-	-	12,000.00	-	-	-	12,000.00	-	-	-	-	-	-	-	12,000.00	-	-		
Medical, Dental and Laboratory Suppl	5020300 00	-	-	-	-	-	-	-	-	8,894.08	-	8,894.08	-	8,894.08	-	-	-	-	-	8,894.08	-	-		
Fuel, Oil and Lubricants Expenses	5020300 00	225,000.00	8,894.08	233,894.08	225,000.00	8,894.08	-	233,894.08	68,465.83	122,652.06	10,695.38	302,313.27	68,465.83	122,652.06	10,695.38	-	-	-	302,313.27	-	-			
Agricultural and Marine Supplies Exp	5020300 00	225,000.00	77,363.27	302,363.27	225,000.00	77,363.27	-	302,363.27	-	-	-	-	-	-	-	-	-	-	302,363.27	-	-			
Textbooks and Instructional Materials	5020300 00	12,000.00	-	12,000.00	12,000.00	-	-	12,000.00	-	-	-	12,000.00	-	-	-	-	-	-	-	12,000.00	-	-		
Semi-expendable Machinery and Eq	5020320 00	5,000.00	-	5,000.00	5,000.00	-	-	5,000.00	-	45,877.00	-	5,000.00	-	45,877.00	-	-	-	-	-	5,000.00	-	-		
Semi-expendable - Furniture and Fix	5020320 00	5,000.00	-	5,000.00	5,000.00	-	-	5,000.00	-	-	-	5,000.00	-	-	-	-	-	-	-	5,000.00	-	-		
Other Supplies and Materials Expans	5020390 00	36,000.00	-	36,000.00	36,000.00	-	-	36,000.00	-	108,216.00	37,870.00	146,886.00	-	108,216.00	37,870.00	-	-	-	-	146,886.00	-	-		
Water Expenses	5020400 00	-	-	-	-	-	-	-	-	-	-	-	-	-	-	-	-	-	-	-	-			
Electricity Expenses	5020400 00	250,000.00	27,346.00	277,346.00	250,000.00	27,346.00	-	277,346.00	17,457.00	103,307.73	85,743.51	206,508.24	17,457.00	103,307.73	85,743.51	-	-	-	206,508.24	-	-			
Postage and Courier Services	5020500 00	1,000.00	-	1,000.00	1,000.00	-	-	1,000.00	-	-	-	1,000.00	-	-	-	-	-	-	-	1,000.00	-	-		
Mobility	5020500 00	136,000.00	-	136,000.00	136,000.00	-	-	136,000.00	-	-	-	136,000.00	-	-	-	-	-	-	-	136,000.00	-	-		
Landline	5020500 00	136,000.00	-	136,000.00	136,000.00	-	-	136,000.00	-	-	-	136,000.00	-	-	-	-	-	-	-	136,000.00	-	-		
Internet Subscription Expenses	5020500 00	98,000.00	-	98,000.00	98,000.00	-	-	98,000.00	-	24,879.96	-	98,000.00	-	24,879.96	-	-	-	-	-	98,000.00	-	-		
Cable, Satellite, Telegraph & Radio Ex	5020500 00	15,000.00	100,000.00	115,000.00	15,000.00	100,000.00	-	115,000.00	-	-	-	115,000.00	-	-	-	-	-	-	-	115,000.00	-	-		
Awards/Prizes Expenses	5020600 00	-	-	-	-	-	-	-	-	-	-	-	-	-	-	-	-	-	-	-	-	-		
Prizes	5020600 00	-	-	-	-	-	-	-	-	-	-	-	-	-	-	-	-	-	-	-	-	-		
Research, Exploration and Devt Expenses	5020700-02	-	-	-	-	-	-	-	-	-	-	-	-	-	-	-	-	-	-	-	-	-		
Extraordinary and Miscellaneous Exp	5020000 00	-	-	-	-	-	-	-	-	-	-	-	-	-	-	-	-	-	-	-	-			
Auditing Services	5020600 00	-	-	-	-	-	-	-	-	-	-	-	-	-	-	-	-	-	-	-	-			
Other Professional Services	5020600 00	-	-	-	-	-	-	-	-	-	-	-	-	-	-	-	-	-	-	-	-			
Security Services	5020600 00	-	-	-	-	-	-	-	-	-	-	-	-	-	-	-	-	-	-	-	-			
Repairs and Maintenance - Buildings	5020040 00	224,000.00	-	224,000.00	224,000.00	-	-	224,000.00	-	174,622.00	82,338.40	206,960.40	-	38,332.00	51,700.00	-	-	-	-	89,632.00	-	17,216.40		
Repairs and Maintenance - Machinery	5020050 00	224,000.00	-	224,000.00	224,000.00	-	-	224,000.00	-	18,880.00	-	18,880.00	-	18,880.00	-	-	-	-	-	18,880.00	-	104,100.00		
Repairs and Maintenance - Transport	5020060 00	153,000.00	-	153,000.00	153,000.00	-	-	153,000.00	-	34,735.00	-	34,735.00	-	34,735.00	-	-	-	-	-	34,735.00	-	-		
SUBSIDIES (Others)	502480000	-	-	-	-	-	-	-	-	-	-	-	-	-	-	-	-	-	-	-	-	-		
Fidelity Bond Premiums	5025020 00	15,000.00	10,312.50	25,312.50	15,000.00	10,312.50	-	25,312.50	-	3,837.50	21,375.00	25,312.50	-	3,837.50	21,375.00	-	-	-	-	25,312.50	-	-		
Insurance Expenses	5025030 00	20,000.00	-	20,000.00	20,000.00	-	-	20,000.00	-	18,241.54	-	18,241.54	-	18,241.54	-	-	-	-	-	18,241.54	-	-		
Labor and Wages	5029600 00	-	-	-	-	-	-	-	-	-	-	-	-	-	-	-	-	-	-	-	-	-		
Advertising Expenses	5029800 00	-	-	-	-	-	-	-	-	-	-	-	-	-	-	-	-	-	-	-	-	-		
Printing and Publication Expenses	5029800 00	58,000.00	-	58,000.00	58,000.00	-	-	58,000.00	-	-	20,777.00	58,000.00	-	-	-	-	-	-	-	58,000.00	-	20,777.00		
Representation Expenses	5029800 00	52,000.00	54,400.00	106,400.00	52,000.00	54,400.00	-	106,400.00	-	84,360.00	-	84,360.00	-	84,360.00	-	-	-	-	-	84,360.00	-	10,800.00		
Rent Motor Vehicle	5029800 00	-	-	-	-	-	-	-	-	-	-	-	-	-	-	-	-	-	-	-	-	-		
Membership Dues and Contributions	5029800 00	-	-	-	-	-	-	-	-	-	-	-	-	-	-	-	-	-	-	-	-	-		
Library and Other Reading Materials	5029800 00	-	-	-	-	-	-	-	-	-	-	-	-	-	-	-	-	-	-	-	-	-		
Other Maintenance and Operating Exp	5029800 00	-	-	-	-	-	-	-	-	-	-	-	-	-	-	-	-	-	-	-	-	-		
Other Maintenance and Operating Exp	5029800 00	185,000.00	-	185,000.00	185,000.00	-	-	185,000.00	-	-	46,500.00	185,000.00	-	46,500.00	-	-	-	-	-	185,000.00	-	46,500.00		
ICT CONNECTION AND OTHER EQPT	5029900 00	-	-	-	-	-	-	-	-	-	1,033,598.94	-	-	-	-	-	-	-	-	-	-	-		
Other MODE for SPORTS AND CULTURE DEVT	5029900 00	185,000.00	-	185,000.00	185,000.00	-	-	185,000.00	-	5,105,880.93	-	5,105,880.93	-	-	-	-	-	-	-	-	-	-		
TOTAL MODE		4,053,000.00	0.00	4,053,000.00	4,053,000.00	0.00	-	4,053,000.00	18,589.00	1,080,898.94	368,251.29	1,566,939.24	18,589.00	993,608.94	383,663.89	-	1,425,868.84	-	2,486,080.76	13,972.00	137,905.40			
TOTAL HIGHER EDUCATION - BOKO		18,851,000.00	-	18,851,000.00	18,851,000.00	-	-	18,851,000.00	3,308,755.44	5,152,480.93	368,251.29	11,658,677.48	18,589.00	5,065,898.83	3,142,852.71	-	11,586,600.08	-	7,188,222.52	13,972.00	137,905.40			
HIGHER EDUCATION - BUKUNAS																								
PERSONNEL SERVICES																								
Basic Salary - Civilian	5000000 01	18,083,000.00	(186,000.00)	17,897,000.00	18,083,000.00	(186,000.00)	-	17,897,000.00	4,786,054.00	5,238,308.00	4,187,210.91	14,199,573.91	4,786,054.00	5,238,308.00	4,187,210.91	-	-	-	-	14,199,573.91	-	3,687,425.06		
Casual & Contractual	5000000 02	247,000.00	-	247,000.00	247,000.00	-	-	247,000.00	-	-	-	247,000.00	-	247,000.00	-	-	-	-	-	247,000.00	-	-		
PERA - Civilian	5000200 01	1,368,000.00	-	1,368,000.00	1,368,000.00	-	-	1,368,000.00	320,000.00	324,000.00	287,733.34	91,733.34	320,000.00	324,000.00	287,733.34	-	-	-	-	91,733.34	-	456,266.66		
Representation Allowance (RA)	5000200 01	-	90,000.00	90,000.00	-	90,000.00	-	90,000.00	15,000.00	22,500.00	22,500.00	60,000.00	15,000.00	22,500.00	22,500.00	-	-	-	-	60,000.00	-	30,000.00		
Transportation Allowance	5000200 01	-	90,000.00	90,000.00	-	90,000.00	-	90,000.00	15,000.00	22,500.00	22,500.00	60,000.00	15,0											

PARTICULARS	UACS CODE	Authorized Appropriation	Adjustment (Realignment)	Adjusted Appropriation	Allotments Received	Adjustment (Realignmen t)	Transfer to	Transfer From	Adjusted total Allotment	Obligations					Disbursements					Unreleased Appropriation	Unobligated Allotment	Unpaid Obligations Due and Demandabl e	
										1st Quarter	2nd Quarter	3rd Quarter	4th Quarter	Total	1st Quarter	2nd Quarter	3rd Quarter	4th Quarter	Total			22	23
	2	3	4	5	6		7	8	9	10	11	12	13	14	15	16	17	18	19	20	21=(9-14)	22	23
Hazard Pay - Civilian	500200 01																						
HP - Magna Carta Benefits for Public Health Workers under RA 7305	500200 05	25,000.00		25,000.00	25,000.00				25,000.00														
Longevity Pay - Step Increment	500200 01																						
HP - Magna Carta Benefits for S & T	500200 04																						
Overtime Pay	500200 01																						
Night shift Differential Pay	500200 02																						
Year-End Bonus	500240 00	1,577,000.00		1,577,000.00	1,577,000.00				1,577,000.00														
Cash Out - Civilian	500250 01	295,000.00		295,000.00	295,000.00				295,000.00														
Productivity Enhancement Incentive - Performance Based Bonus-Civilian	500299 02	295,000.00		295,000.00	295,000.00				295,000.00														
Performance Based Bonus-Civilian	500299 04																						
Mid-Year Bonus	500299 06	1,577,000.00		1,577,000.00	1,577,000.00				1,577,000.00														
Pay 886 - Civilian	500300 01	98,000.00	6,000.00	94,000.00	98,000.00				94,000.00	35,938.77	17,000.00	18,000.00	69,638.77	35,938.77	17,000.00	18,000.00	69,638.77				14,591.23		
PhilHealth - Civilian	500300 01	290,000.00		290,000.00	290,000.00				290,000.00	47,263.96	78,272.06	109,530.98	234,966.99	47,263.96	78,272.06	109,530.98	234,966.99				25,033.07		
EDP - Civilian	500304 01	68,000.00		68,000.00	68,000.00				68,000.00	18,000.00	18,000.00	15,900.00	52,000.00	18,000.00	18,000.00	15,900.00	52,000.00						
Terminal Leave Benefits - Civilian	500400 01																						
Lump-sum for Filling of Positions	500490 07																						
Lump-sum for Step Increments - L	500490 10	50,000.00		50,000.00	50,000.00				50,000.00														
Collective Negotiation Agreement Inc	500490 11																						
Other Lump-sum	500490 12																						
Anniversary Bonus	500490 38																						
Other Personnel Benefits	500490 99																						
SUB-TOTAL WITHOUT RUP		24,250,000.00	-	24,250,000.00	24,250,000.00	-	-	-	24,250,000.00	5,464,206.73	7,640,571.96	4,654,702.42	-	17,759,481.11	5,464,206.73	7,640,571.96	4,654,702.42	-	17,759,481.11	-	5,490,588.89	-	-
Automatic Appropriation																							
Employ. Camp. Ins. Pymt.-RUP	500300 00	2,719,000.00		2,719,000.00	2,719,000.00				2,719,000.00	629,682.36	630,293.48	581,723.55	1,821,699.39	629,682.36	630,293.48	581,723.55	1,821,699.39					357,300.61	
Subtotal		26,429,000.00		26,429,000.00	26,429,000.00				26,429,000.00	6,093,889.09	8,270,865.44	5,236,426.97		19,581,880.50	6,093,889.09	8,270,865.44	5,236,426.97					6,947,899.50	
TOTAL PS		26,429,000.00	-	26,429,000.00	26,429,000.00	-	-	-	26,429,000.00	6,723,571.45	8,901,158.92	5,778,148.52	-	21,402,879.89	6,723,571.45	8,901,158.92	5,236,426.97	-	19,581,880.50	-	5,079,120.11	-	-
MAINTENANCE AND OTHER OPERATING EXPENSES																							
Traveling Expenses - Local	502000 00	1,464,000.00	(1,600,000.00)	304,000.00	1,464,000.00	(1,600,000.00)			304,000.00	18,437.00	93,668.00	124,485.00		236,590.00	18,437.00	93,668.00	111,805.00					67,400.00	12,880.00
Traveling Expenses - Foreign	502000 00																						
Training Expenses	502000 00	460,000.00	300,000.00	460,000.00	460,000.00	300,000.00			460,000.00		55,200.00	65,000.00		120,300.00		55,200.00	65,000.00					338,700.00	
Scholarship Grants/Expenses	502000 00																						
Office Supplies Expenses	502030 00	271,000.00	209,000.00	472,000.00	271,000.00	209,000.00			472,000.00			74,691.75		74,691.75			74,691.75						397,308.25
Accountable Forms Expenses	502030 00	112,000.00	(112,000.00)		112,000.00	(112,000.00)																	
Medical, Dental and Laboratory Suppl	502030 00																						
Fuel, Oil and Lubricants Expenses	502030 00	225,000.00		225,000.00	225,000.00				225,000.00	7,657.36	10,754.15	67,261.57		85,673.08	7,657.36	10,754.15	67,261.57						138,128.92
Agricultural and Marine Supplies Exp	502030 00	225,000.00	(225,000.00)		225,000.00	(225,000.00)																	
Textbooks and Instructional Material	502030 01	112,000.00		112,000.00	112,000.00				112,000.00		42,380.00			42,380.00		42,380.00							69,640.00
Semi-expandable Machinery and Eq	502032 00	51,000.00	622,000.00	673,000.00	51,000.00	622,000.00			673,000.00		201,520.00	488,000.00		620,620.00		42,400.00							52,380.00
Semi-expandable - Furniture and Fix	502032 00	51,000.00		51,000.00	51,000.00				51,000.00														51,000.00
Other Supplies and Materials Exp	502039 00	54,000.00	200,000.00	254,000.00	54,000.00	200,000.00			254,000.00		138,300.00			138,300.00		138,300.00							16,690.00
Water Expenses	502040 00																						
Electricity Expenses	502040 00	250,000.00		250,000.00	250,000.00				250,000.00	71,906.40	72,744.66	63,278.66		207,930.72	71,906.40	72,744.66	63,278.66						42,069.29
Postage and Courier Services	502050 00	11,000.00		11,000.00	11,000.00				11,000.00														11,000.00
Mobile	502050 01	136,000.00		136,000.00	136,000.00				136,000.00		135,262.00			135,262.00									739.00
Landline	502050 02	135,000.00		135,000.00	135,000.00				135,000.00														135,000.00
Internet Subscription Expenses	502050 00	98,000.00		98,000.00	98,000.00				98,000.00		48,759.20	24,879.60		74,638.80		48,759.20	24,879.60						23,361.20
Cable, Satellite, Telegraph & Radio Ex	502050 40	15,000.00		15,000.00	15,000.00				15,000.00														15,000.00
Awards/Rewards Expenses	502060 00																						
Prizes	502060 00																						
Research, Exploration and Devt Expenses	502070 02																						
Extraordinary and Miscellaneous Ex	502080 00																						
Auditing Services	502100 00																						
Other Professional Services	502190 00																						
Security Services	502200 00																						
Repairs and Maintenance - Buildings	502300 00	224,000.00	200,000.00	424,000.00	224,000.00	200,000.00			424,000.00		176,417.50			176,417.50		176,417.50							24,000.00
Repairs and Maintenance - Machines	502300 00	224,000.00	(200,000.00)	24,000.00	224,000.00	(200,000.00)			24,000.00														
Repairs and Maintenance - Transport	502300 00	63,000.00	50,000.00	113,000.00	63,000.00	50,000.00			113,000.00		1,365.50			1,365.50		1,365.50							
SUBSIDIES (Others)	502490 00																						
Fidelity Bond Premiums	502500 00	20,000.00		20,000.00	20,000.00				20,000.00			10,875.00		10,875.00			10,875.00						9,250.00
Insurance Expenses	502500 00	24,000.00	24,000.00	48,000.00	24,000.00	24,000.00			48,000.00		7,107.21	3,133.23		10,240.44		7,107.21	3,133.23						37,559.56

PARTICULARS	UACS CODE	Authorized Appropriation	Adjustment (Realignment)	Adjusted Appropriation	Allotments Received	Adjustment (Realignment)	Transfer to	Transfer From	Adjusted total Allotment	Obligations					Disbursements					Unreleased Appropriation	Unobligated Allotment	Unpaid Obligations	
										1st Quarter	2nd Quarter	3rd Quarter	4th Quarter	Total	1st Quarter	2nd Quarter	3rd Quarter	4th Quarter	Total			Due and Demandable	Not Yet Due and Demandable
	2	3	4	5	6		7	8	9	10	11		13	14	15	16	17	18	19	20	21=(9-14)	22	23
Subtotal		-		-	-				-	-				-	-				-		-	-	-
TOTAL CB		-		-	-				-	-				-	-				-		-	-	-
TOTAL EXTENSION SERVICES		4,388,000.00		4,388,000.00	4,388,000.00		-	-	4,388,000.00	608,818	626,884.50	848,237.38	-	2,076,533.06	608,818	626,884.50	745,062.38	-	1,972,858.06	-	1,982,486.94	28,780.00	187,695.00

Certified Correct:  ESTRELLA M. DACLAN SAO - Budget Office Date : October 22, 2022	Certified Correct:  IMELDA L. GAUNATO Chief Accountant Date : October 22, 2022	Noted by:  ANDRES M. D. W. LAMPACAN Acting Chief Administrative Officer - Finance Date : October 22, 2022	Recommending Approval:  ALLAN C. SACPA VP For Administration and Finance Date : October 22, 2022	Approved:  FELICE SALTING COMILA University President Date : October 22, 2022
---	--	---	--	---

STATEMENT OF APPROPRIATION, ALLOTMENTS, OBLIGATIONS, DISBURSEMENT ANB BALANCES
As of September 30, 2022

FAR No. 1-Ab

Department: SUC's
Agency: BENGUET STATE UNIVERSITY
Operating Unit:
Organization Code (UACS): 08017000000
Funding Source Code (as Clustered): 01101101/01101406/01104102/01102101/01101407


Current Year Appropriation
Supplemental Appropriation
Confining Appropriation


PARTICULARS	UACS CODE	Authorized Appropriation	Adjustment (Realignment)	Adjusted Appropriation	Allotments Received	Adjustment (Realignment)	Transfer to	Transfer from	Adjusted total Allotment	Obligations					Disbursements					Unreleased Appropriation	Unobligated Allotment	Unpaid Obligations	
										1st Quarter	2nd Quarter	3rd Quarter	4th Quarter	Total	1st Quarter	2nd Quarter	3rd Quarter	4th Quarter	Total			Due and Demandable	Not Yet Due and Demandable
	2	3	4	5	6				9	10	11	12	13	14	15	16	17	18	19	20	21=(9-14)	22	23
GENERAL ADMINISTRATION AND SUPPORT SERVICES																							
MAINTENANCE AND OTHER OPERATING EXPENSES																							
Traveling Expenses - Local	5020000 00		4,000.00	4,000.00	-				4,000.00	4,000.00				4,000.00	4,000.00				4,000.00				
Training Expenses	5020200 00		155,096.27	155,096.27	-				155,096.27	148,096.27	6,000.00			155,096.27	148,096.27	6,000.00			155,096.27				
Office Supplies Expenses	5020300 00	74,503.97	(8,363.97)	56,150.00	74,503.97	(18,353.97)			56,150.00	56,150.00				56,150.00	56,150.00				56,150.00				
Accountable Forms Expenses	5020300 00	23,799.69	(23,799.69)	-	23,799.69	(23,799.69)			-	-				-	-				-				
Medical, Dental and Laboratory Supplies Expenses	5020300 00	40,080.00	(40,080.00)	-	40,080.00	(40,080.00)			-	-				-	-				-				
Fuel, Oil and Lubricants Expenses	5020300 00		-	-	-	-			-	-				-	-				-				
Agricultural and Marine Supplies Expenses	5020300 00	3,956.93	43.07	4,000.00	3,956.93	43.07			4,000.00	-				-	-				-	4,000.00			
Semi-expendable Machinery and Equipment	5020320 00		296,640.00	296,640.00	-				296,640.00	296,640.00				296,640.00	296,640.00				296,640.00				
Semi-expendable - Furniture and Fixtures	5020320 00		227,000.00	227,000.00	-				227,000.00	227,000.00				227,000.00	227,000.00				227,000.00				
Other Supplies and Materials Expenses	5020390 00		227,000.00	227,000.00	-				227,000.00	227,000.00				227,000.00	227,000.00				227,000.00				
Electricity Expenses	5020400 00	300,955.60	(300,955.60)	-	300,955.60	(300,955.60)			-	-				-	-				-				
Mobile	5020500 00	77,850.00	(77,850.00)	-	77,850.00	(77,850.00)			-	-				-	-				-				
Internet Subscription Expenses	5020500 00	1,433,579.20	(1,433,579.20)	-	1,433,579.20	(1,433,579.20)			-	-				-	-				-				
Cable, Satellite, Telegraph & Radio Expenses	5020500 00	58,854.67	(58,854.67)	-	58,854.67	(58,854.67)			-	-				-	-				-				
Extraordinary and Miscellaneous Expenses	5020000 00	15,000.00	(15,000.00)	-	15,000.00	(15,000.00)			-	-				-	-				-				
Auditing Services	5020700 00	250,783.00	(250,783.00)	-	250,783.00	(250,783.00)			-	-				-	-				-				
Other Professional Services	5020990 00	309,979.20	5,496,674.87	5,496,674.87	309,979.20	5,496,674.87			5,496,674.87	437,437.08	1,705,355.63	170,373.44		2,303,666.15	437,437.08	1,705,355.63	170,373.44		2,303,666.15	3,183,508.72			
Security Services	5020300 00		-	-	-	-			-	-				-	-				-				
Repairs and Maintenance - Transportation Equipment	5020300 00	76,730.00	(76,730.00)	-	76,730.00	(76,730.00)			-	-				-	-				-				
Labor and Wages	5020600 00	415,687.95	(415,687.95)	-	415,687.95	(415,687.95)			-	-				-	-				-				
Advertising Expenses	5020900 00	20,227.00	(20,227.00)	-	20,227.00	(20,227.00)			-	-				-	-				-				
Representation Expenses	5020900 00	44,953.54	(35,977.00)	9,086.54	44,953.54	(35,977.00)			9,086.54	1,260.00	1,480.00			2,740.00	1,260.00	1,480.00			2,740.00	6,276.54			
Membership Dues and Contributions to Organizations	5020900 00	4,270.00	(4,270.00)	-	4,270.00	(4,270.00)			-	-				-	-				-				
Other Maintenance and Operating Expenses	5020990 99	3,087,078.00	(3,087,078.00)	-	3,087,078.00	(3,087,078.00)			-	-				-	-				-				
TOTAL MOOE		6,248,587.68	-	6,248,587.68	6,248,587.68	-	-	-	6,248,587.68	1,711,583.35	1,712,835.63	170,373.44	-	3,054,802.42	1,711,583.35	1,712,835.63	170,373.44	-	3,054,802.42	3,183,785.26	-	-	-
TOTAL BASS		6,248,587.68	-	6,248,587.68	6,248,587.68	-	-	-	6,248,587.68	1,711,583.35	1,712,835.63	170,373.44	-	3,054,802.42	1,711,583.35	1,712,835.63	170,373.44	-	3,054,802.42	3,183,785.26	-	-	-
SUPPORT TO OPERATIONS																							
MAINTENANCE AND OTHER OPERATING EXPENSES																							
Accountable Forms Expenses	5020300 00	1,546.00	(1,546.00)	-	1,546.00	(1,546.00)			-	-				-	-				-				
Medical, Dental and Laboratory Supplies Expenses	5020300 00	8,836.67	(8,836.67)	-	8,836.67	(8,836.67)			-	-				-	-				-				
Landline	5020500 02	2,582.32	(2,582.32)	-	2,582.32	(2,582.32)			-	-				-	-				-				
Other Professional Services	5020990 00	49,585.17	-	49,585.17	49,585.17	-			49,585.17	49,585.17				49,585.17	49,585.17				49,585.17	49,585.17			
Repairs and Maintenance - Buildings and Equipment	5020300 00	26,048.00	(26,048.00)	-	26,048.00	(26,048.00)			-	-				-	-				-				
Repairs and Maintenance - Machinery and Equipment	5020300 00	561.80	(561.80)	-	561.80	(561.80)			-	-				-	-				-				
TOTAL MOOE		48,585.17	-	48,585.17	48,585.17	-	-	-	48,585.17	48,585.17	-	-	-	48,585.17	48,585.17	-	-	-	48,585.17	48,585.17	-	-	-
TOTAL SUPPORT TO OPERATIONS		48,585.17	-	48,585.17	48,585.17	-	-	-	48,585.17	48,585.17	-	-	-	48,585.17	48,585.17	-	-	-	48,585.17	48,585.17	-	-	-
ADVANCED EDUCATION SERVICES																							
MAINTENANCE AND OTHER OPERATING EXPENSES																							
Accountable Forms Expenses	5020300 00	6,035.70	(6,035.70)	-	6,035.70	(6,035.70)			-	-				-	-				-				
Fuel, Oil and Lubricants Expenses	5020300 00	67,877.88	(67,877.88)	-	67,877.88	(67,877.88)			-	-				67,877.88	67,877.88				67,877.88	67,877.88			
Mobile	5020500 01	9,000.00	(9,000.00)	-	9,000.00	(9,000.00)			-	-				-	-				-				
Landline	5020500 02	4,738.12	(4,738.12)	-	4,738.12	(4,738.12)			-	-				-	-				-				


PARTICULARS	UACS CODE	Authorized Appropriation	Adjustment (Realignment)	Adjusted Appropriation	Allotments Received	Adjustment (Realignment)	Transfer to	Transfer From	Adjusted total Allotment	Obligations					Disbursements					Unpaid Obligations				
										1st Quarter	2nd Quarter	3rd Quarter	4th Quarter	Total	1st Quarter	2nd Quarter	3rd Quarter	4th Quarter	Total	Unreleased Appropriation	Unobligated Allotment	Due and Demandable	Not Yet Due and Demandable	
	2	3	4	5	6		7	8	9	10	11	12	13	14	15	16	17	18	19	20	21=(9-14)	22	23	
Representation Expenses	50298030 00	484.58	851.74	1,336.33	484.58	851.74			1,336.33												1,336.33			
TOTAL MOEF		83,723.33		83,723.33	83,723.33				83,723.33													83,723.33		
TOTAL HIGHER EDUCATION - BUGARAS		83,723.33		83,723.33	83,723.33				83,723.33													83,723.33		


RESEARCH SERVICES																							
MAINTENANCE AND OTHER OPERATING EXPENSES																							
Traveling Expenses - Local	50200000 00		3,960.00			3,960.00			3,960.00	3,960.00				3,960.00	3,960.00								
Training Expenses	50202000 00	356,650.70	(352,570.70)	356,650.70	356,650.70	(351,670.70)			4,980.00	4,980.00				4,980.00	4,980.00								
Fuel, Oil and Lubricants Expenses	50203000 00	45,078.67	(45,078.67)	45,078.67	45,078.67	(45,078.67)																	
Agricultural and Marine Supplies Expenses	50203000 00	2,674.98	(2,674.98)	2,674.98	2,674.98	(2,674.98)																	
Semi-transportable Machinery and Equipment	50203020 00	140,000.00		140,000.00					140,000.00	140,000.00				140,000.00	140,000.00								
Other Supplies and Materials Expenses	50203990 00	68,000.00		68,000.00					68,000.00	68,000.00				68,000.00	68,000.00								
Electricity Expenses	50204020 00	00.72	(00.72)	00.72	00.72	(00.72)																	
Postage and Courier Services	50205000 00	15,505.00	(15,505.00)	15,505.00	15,505.00	(15,505.00)																	
Mobile	50205020 00	68,040.03	(68,040.03)	68,040.03	68,040.03	(68,040.03)																	
Cable, Satellite, Telegraph & Radio Expenses	50205040 00	51,630.00	(51,630.00)	51,630.00	51,630.00	(51,630.00)																	
Other Professional Services	50206900 00	84,000.00	2,477,881.25	84,000.00	84,000.00	2,477,881.25			2,561,881.25													2,561,881.25	
Labor and Wages	50260000 00	1,208,630.75	(1,208,630.75)	1,208,630.75	1,208,630.75	(1,208,630.75)																	
Representation Expenses	50298030 00	67,382.00	(63,632.00)	67,382.00	67,382.00	(63,632.00)			73,760.00	73,760.00				73,760.00	73,760.00								
Membership Dues and Contributions to Orgs	50298060 00	335,000.00	(335,000.00)	335,000.00	335,000.00	(335,000.00)																	
Other Maintenance and Operating Expenses	50298990 99	336,914.40	(336,914.40)	336,914.40	336,914.40	(336,914.40)																	
TOTAL MOEF		2,906,798.25		2,902,798.25	2,902,798.25	600.00			2,903,398.25	291,500.00				291,500.00	291,500.00							2,906,898.25	
CAPITAL OUTLAY																							
Construction of Biodiversity Research Center (Bokod Campus)	50604040-06	3,506.08		3,506.08	3,506.08				3,506.08														3,506.08
TOTAL CS		3,506.08		3,506.08	3,506.08				3,506.08														3,506.08
TOTAL RESEARCH SERVICES		2,906,297.33		2,906,297.33	2,906,297.33	600.00			2,906,897.33	291,500.00				291,500.00	291,500.00							2,906,397.33	


EXTENSION SERVICES																							
MAINTENANCE AND OTHER OPERATING EXPENSES																							
Training Expenses	50202000 00	836.00	(836.00)			836.00																	
Office Supplies Expenses	50203000 00	68,288.76	(68,288.76)			68,288.76																	
Accountable Forms Expenses	50203020 00	02,761.00	(02,761.00)			02,761.00																	
Postage and Courier Services	50205000 00	16,000.00	(16,000.00)			16,000.00																	
Mobile	50205020 00	3,000.00	(3,000.00)			3,000.00																	
Landline	50205020 02	8,000.00	(8,000.00)			8,000.00																	
Cable, Satellite, Telegraph & Radio Expenses	50205040 00	9,000.00	(9,000.00)			9,000.00																	
Other Professional Services	50206900 00		345,024.52	345,024.52					345,024.52					345,024.52	345,024.52								345,024.52
Repairs and Maintenance - Buildings and Equip	50200400 00	9,800.00	(9,800.00)			9,800.00																	
Repairs and Maintenance - Machinery and Equip	50203050 00	78,000.00	(78,000.00)			78,000.00																	
Printing and Publication Expenses	50298020 00	20,750.00	(20,750.00)			20,750.00																	
Representation Expenses	50298030 00	48,300.00	(48,300.00)			48,300.00																	
Other Maintenance and Operating Expenses	50298990 99	70,288.76	(70,288.76)			70,288.76																	
TOTAL MOEF		345,024.52		345,024.52	345,024.52				345,024.52					345,024.52	345,024.52								345,024.52
TOTAL EXTENSION SERVICES		345,024.52		345,024.52	345,024.52				345,024.52					345,024.52	345,024.52								345,024.52

Certified Correct:

ESTRELLITA M. DACLAN
 SAsO
 Date: October 22, 2022

Certified Correct:

IMELDA B. GALINATO
 Chief Accountant
 Date: October 22, 2022

Noted by:

ANDRES ARINO D.M. LAMPACAN
 Acting Chief Administrative Officer - Finance
 Date: October 22, 2022

Recommending Approval:

ALLAN C. SALPA
 VP For Administration and Finance
 Date: October 22, 2022

Approved by:

FREDZ SALANG COMILA
 University President
 Date: October 22, 2022