

STATEMENT OF APPROPRIATIONS, ALLOTMENTS, OBLIGATIONS, DISBURSEMENTS AND BALANCES
As at the Quarter Ending December 31, 2023

Department : State Universities and Colleges (SUCs)
 Agency/Entity : Benguet State University
 Operating Unit : < not applicable >
 Organization Code (UACS) : 08 017 0000000
 Fund Cluster : 01 - Regular Agency Fund

	Current Year Appropriations
	Supplemental Appropriations
X	Continuing Appropriations

(e.g. UACS Fund Cluster: 01-Regular Agency Fund, 02-Foreign Assisted Projects Fund, 03-Special Account-Locally Funded/Domestic Grants Fund, and 04-Special Account-Foreign Assisted/Foreign Grants Fund)

Particulars	UACS CODE	Appropriations		Allotments			Current Year Obligations					Current Year Disbursements					Balances						
		Authorized Appropriations	Adjustments (Transfer To/From, Modifications/ Augmentations)	Adjusted Appropriations	Allotments Received	Adjustments (Reductions, Modifications/ Augmentations)	Adjusted Allotments	1st Quarter Ending March 31	2nd Quarter Ending June 30	3rd Quarter Ending September 30	4th Quarter Ending December 31	Total	1st Quarter Ending March 31	2nd Quarter Ending June 30	3rd Quarter Ending September 30	4th Quarter Ending December 31	Total	Unreleased Appropriations	Unobligated Allotments	Unpaid Obligations (15-20)=(23+24)			
																				Due and Demandable	Not Yet Due and Demandable		
1	2	3	4	5=(3+4)	6	7	8=(6+7)+8+9	11	12	13	14	15=(11+12+13+14)	16	17	18	19	20=(16+17+18+19)	21=(5-10)	22=(10-19)	23	24		
L Agency Specific Budget		101,881,132.42	0.00	101,881,132.42	101,881,132.42	0.00	101,881,132.42	69,537,973.24	1,682,264.00	1,908,259.19	23,791,543.09	95,913,839.52	69,527,974.24	1,383,812.00	1,232,224.19	12,989,845.75	84,729,356.18	0.00	4,983,090.90	11,658,885.34	0.00	0.00	
General Administration and Support	100000000000000	841,729.87	0.00	841,729.87	841,729.87	0.00	841,729.87	171,147.33	25,750.00	627,223.15	17,608.18	841,729.86	170,349.33	25,750.00	222,723.15	17,608.18	436,429.66	0.00	0.01	405,299.00	0.00	0.00	
General Management and Supervision	100000100001000	841,729.87	0.00	841,729.87	841,729.87	0.00	841,729.87	171,147.33	25,750.00	627,223.15	17,608.18	841,729.86	170,349.33	25,750.00	222,723.15	17,608.18	436,429.66	0.00	0.01	405,299.00	0.00	0.00	
MOOE		841,729.87	0.00	841,729.87	841,729.87	0.00	841,729.87	171,147.33	25,750.00	627,223.15	17,608.18	841,729.86	170,349.33	25,750.00	222,723.15	17,608.18	436,429.66	0.00	0.01	405,299.00	0.00	0.00	
Sub-Total, General Administration and Support		841,729.87	0.00	841,729.87	841,729.87	0.00	841,729.87	171,147.33	25,750.00	627,223.15	17,608.18	841,729.86	170,349.33	25,750.00	222,723.15	17,608.18	436,429.66	0.00	0.01	405,299.00	0.00	0.00	
PS		0.00	0.00	0.00	0.00	0.00	0.00	0.00	0.00	0.00	0.00	0.00	0.00	0.00	0.00	0.00	0.00	0.00	0.00	0.00	0.00	0.00	0.00
MOOE		841,729.87	0.00	841,729.87	841,729.87	0.00	841,729.87	171,147.33	25,750.00	627,223.15	17,608.18	841,729.86	170,349.33	25,750.00	222,723.15	17,608.18	436,429.66	0.00	0.01	405,299.00	0.00	0.00	
FinEx (If Applicable)		0.00	0.00	0.00	0.00	0.00	0.00	0.00	0.00	0.00	0.00	0.00	0.00	0.00	0.00	0.00	0.00	0.00	0.00	0.00	0.00	0.00	
CO		0.00	0.00	0.00	0.00	0.00	0.00	0.00	0.00	0.00	0.00	0.00	0.00	0.00	0.00	0.00	0.00	0.00	0.00	0.00	0.00	0.00	
Operations	300000000000000	100,839,403.76	0.00	100,839,403.76	100,839,403.76	0.00	100,839,403.76	69,569,825.91	1,456,514.00	1,279,036.04	23,743,936.91	95,949,312.86	69,352,325.91	1,367,862.00	1,009,501.04	12,585,237.57	84,292,926.52	0.00	4,983,090.89	11,563,396.34	0.00	0.00	
OO: Relevant and quality tertiary education ensured to achieve inclusive growth and access of poor but deserving students to quality tertiary education increased		100,597,724.33	0.00	100,597,724.33	100,597,724.33	0.00	100,597,724.33	69,126,422.49	1,456,514.00	1,279,036.04	23,743,936.91	95,604,633.44	69,110,922.49	1,367,862.00	1,009,501.04	12,562,961.57	84,051,247.10	0.00	4,983,090.89	11,563,396.34	0.00	0.00	
HIGHER EDUCATION PROGRAM		100,597,724.33	0.00	100,597,724.33	100,597,724.33	0.00	100,597,724.33	69,126,422.49	1,456,514.00	1,279,036.04	23,743,936.91	95,604,633.44	69,110,922.49	1,367,862.00	1,009,501.04	12,562,961.57	84,051,247.10	0.00	4,983,090.89	11,563,396.34	0.00	0.00	
Provision of Higher Education Services	310100100002000	1,652,724.33	0.00	1,652,724.33	1,652,724.33	0.00	1,652,724.33	274,422.49	1,012,239.00	232,321.84	133,740.90	1,652,724.33	259,922.49	226,321.84	117,299.00	1,627,130.43	0.00	0.00	125,993.90	0.00	0.00	0.00	
MOOE		1,652,724.33	0.00	1,652,724.33	1,652,724.33	0.00	1,652,724.33	274,422.49	1,012,239.00	232,321.84	133,740.90	1,652,724.33	259,922.49	226,321.84	117,299.00	1,627,130.43	0.00	0.00	125,993.90	0.00	0.00	0.00	
Locally-Funded Project(s)		89,945,000.00	0.00	89,945,000.00	89,945,000.00	0.00	89,945,000.00	444,275.00	0.00	0.00	23,909,920.01	89,951,909.11	89,951,909.11	0.00	0.00	0.00	0.00	0.00	0.00	0.00	0.00	0.00	
Conduct of Activities for Sports and Culture Development	310100200000600	500,000.00	0.00	500,000.00	500,000.00	0.00	500,000.00	0.00	0.00	0.00	38,750.00	500,000.00	444,275.00	0.00	0.00	0.00	0.00	0.00	0.00	0.00	0.00	0.00	
MOOE		500,000.00	0.00	500,000.00	500,000.00	0.00	500,000.00	0.00	0.00	0.00	38,750.00	500,000.00	444,275.00	0.00	0.00	0.00	0.00	0.00	0.00	0.00	0.00	0.00	
Infrastructure and Smart Campus Development, Operationalization of Face-to-Face Classes and Upgrading/Procurement of Equipment	310100200012000	17,600,000.00	0.00	17,600,000.00	17,600,000.00	0.00	17,600,000.00	0.00	0.00	435,120.00	16,264,296.43	16,699,416.43	0.00	0.00	304,095.00	9,972,354.19	10,276,459.19	0.00	900,693.57	6,422,877.24	0.00	0.00	
MOOE		17,600,000.00	0.00	17,600,000.00	17,600,000.00	0.00	17,600,000.00	0.00	0.00	435,120.00	16,264,296.43	16,699,416.43	0.00	0.00	304,095.00	9,972,354.19	10,276,459.19	0.00	900,693.57	6,422,877.24	0.00	0.00	
CO		8,800,000.00	0.00	8,800,000.00	8,800,000.00	0.00	8,800,000.00	0.00	0.00	435,120.00	8,263,289.09	9,098,409.09	0.00	0.00	304,095.00	6,928,842.06	6,232,927.09	0.00	101,590.91	456,482.00	0.00	0.00	
Capacity Development on Futures Thinking and Strategic Foresight	310100200013000	2,000,000.00	0.00	2,000,000.00	2,000,000.00	0.00	2,000,000.00	0.00	0.00	0.00	10,001,007.34	10,001,007.34	0.00	0.00	0.00	4,043,512.10	4,043,512.10	0.00	799,992.86	5,967,496.24	0.00	0.00	
MOOE		2,000,000.00	0.00	2,000,000.00	2,000,000.00	0.00	2,000,000.00	0.00	0.00	0.00	1,447,100.00	1,891,375.00	0.00	444,275.00	0.00	462,100.00	896,375.00	0.00	109,625.00	995,000.00	0.00	0.00	
Student Assistance Program	310100200001400	500,000.00	0.00	500,000.00	500,000.00	0.00	500,000.00	0.00	0.00	444,275.00	0.00	1,891,375.00	0.00	444,275.00	0.00	462,100.00	896,375.00	0.00	109,625.00	995,000.00	0.00	0.00	
MOOE		500,000.00	0.00	500,000.00	500,000.00	0.00	500,000.00	0.00	0.00	444,275.00	0.00	1,891,375.00	0.00	444,275.00	0.00	462,100.00	896,375.00	0.00	109,625.00	995,000.00	0.00	0.00	
Free Higher Education	310100200015000	68,851,000.00	0.00	68,851,000.00	68,851,000.00	0.00	68,851,000.00	68,851,000.00	0.00	0.00	0.00	68,851,000.00	68,851,000.00	0.00	0.00	499,125.48	69,350,125.48	0.00	0.00	874.52	0.00	0.00	
MOOE		68,851,000.00	0.00	68,851,000.00	68,851,000.00	0.00	68,851,000.00	68,851,000.00	0.00	0.00	0.00	68,851,000.00	68,851,000.00	0.00	0.00	499,125.48	69,350,125.48	0.00	0.00	874.52	0.00	0.00	
Increase in carrying capacity of Nursing and Allied Health Programs	310100200016000	9,494,000.00	0.00	9,494,000.00	9,494,000.00	0.00	9,494,000.00	0.00	0.00	429,699.00	5,340,846.10	5,770,545.10	0.00	0.00	297,199.00	1,508,740.00	1,806,839.00	0.00	3,705,852.90	3,994,408.10	0.00	0.00	
MOOE		9,494,000.00	0.00	9,494,000.00	9,494,000.00	0.00	9,494,000.00	0.00	0.00	429,699.00	5,340,846.10	5,770,545.10	0.00	0.00	297,199.00	1,508,740.00	1,806,839.00	0.00	3,705,852.90	3,994,408.10	0.00	0.00	
CO		350,000.00	0.00	350,000.00	350,000.00	0.00	350,000.00	0.00	0.00	0.00	249,750.00	350,000.00	0.00	0.00	0.00	0.00	0.00	0.00	0.00	0.00	0.00	0.00	
OO: Higher education research improved to promote economic productivity and innovation		91,019.42	0.00	91,019.42	91,019.42	0.00	91,019.42	91,019.42	0.00	0.00	0.00	91,019.42	91,019.42	0.00	0.00	0.00	0.00	0.00	0.00	0.00	0.00	0.00	
ADVANCED EDUCATION PROGRAM		3,216.00	0.00	3,216.00	3,216.00	0.00	3,216.00	3,216.00	0.00	0.00	0.00	3,216.00	3,216.00	0.00	0.00	0.00	0.00	0.00	0.00	0.00	0.00	0.00	
Provision of Advanced Education Services	320100100001000	3,216.00	0.00	3,216.00	3,216.00	0.00	3,216.00	3,216.00	0.00	0.00	0.00	3,216.00	3,216.00	0.00	0.00	0.00	0.00	0.00	0.00	0.00	0.00	0.00	
MOOE		3,216.00	0.00	3,216.00	3,216.00	0.00	3,216.00	3,216.00	0.00	0.00	0.00	3,216.00	3,216.00	0.00	0.00	0.00	0.00	0.00	0.00	0.00	0.00	0.00	
RESEARCH PROGRAM		87,903.42	0.00	87,903.42	87,903.42	0.00	87,903.42	87,903.42	0.00	0.00	0.00	87,903.42	87,903.42	0.00	0.00	0.00	0.00	0.00	0.00	0.00	0.00	0.00	
Conduct of Research Services	320200100001000	87,903.42	0.00	87,903.42	87,903.42	0.00	87,903.42	87,903.42	0.00	0.00	0.00	87,903.42	87,903.42	0.00	0.00	0.00	0.00	0.00	0.00	0.00	0.00	0.00	
MOOE		87,903.42	0.00	87,903.42	87,903.42	0.00	87,903.42	87,903.42	0.00	0.00	0.00	87,903.42	87,903.42	0.00	0.00	0.00	0.00	0.00	0.00	0.00	0.00	0.00	
CO: Community engagement increased		150,860.00	0.00	150,860.00	150,860.00	0.00																	

STATEMENT OF APPROPRIATIONS, ALLOTMENTS, OBLIGATIONS, DISBURSEMENTS AND BALANCES
As at the Quarter Ending December 31, 2023

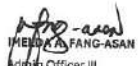





Department : State Universities and Colleges (SUCs)
 Agency/Entry : Benguet State University
 Operating Unit : < not applicable >
 Organization Code (UACS) : 08 017 0000000
 Fund Cluster : 01 - Regular Agency Fund

	Current Year Appropriations
	Supplemental Appropriations
X	Continuing Appropriations

(e.g. UACS Fund Cluster: 01-Regular Agency Fund, 02-Foreign Assisted Projects Fund, 03-Special Account-Locally Funded/Domestic Grants Fund, and 04-Special Account-Foreign Assisted/Foreign Grants Fund)

Particulars	UACS CODE	Appropriations		Allotments				Current Year Obligations					Current Year Disbursements					Balances			
		Authorized Appropriations	(Transfer To/From, Modifications/ Augmentations)	Adjusted Appropriations	Allotments Received	Adjustments (Reductions, Modifications/ Augmentations)	Adjusted Allotments	1st Quarter Ending March 31	2nd Quarter Ending June 30	3rd Quarter Ending September 30	4th Quarter Ending December 31	Total	1st Quarter Ending March 31	2nd Quarter Ending June 30	3rd Quarter Ending September 30	4th Quarter Ending December 31	Total	Unreleased Appropriations	Unobligated Allotments	Unpaid Obligations (15-20)=(23+24)	
1	2	3	4	5=(3+4)	6	7	8=(6+7)+8+9	11	12	13	14	15=(11+12+13+14)	16	17	18	19	20=(16+17+18+19)	21=(5-10)	22=(16-15)	23	24
Sub-Total, I. Agency Specific Budget		101,681,132.42	0.00	101,681,132.42	101,681,132.42	0.00	101,681,132.42	69,537,973.24	1,482,264.00	1,906,259.19	23,761,545.69	96,688,041.52	69,522,674.24	1,393,612.00	1,232,224.18	12,580,846.75	84,729,356.18	0.00	4,993,099.99	11,958,885.34	0.00
PS		0.00	0.00	0.00	0.00	0.00	0.00	0.00	0.00	0.00	0.00	0.00	0.00	0.00	0.00	0.00	0.00	0.00	0.00	0.00	0.00
MOOE		90,531,132.42	0.00	90,531,132.42	90,531,132.42	0.00	90,531,132.42	69,537,973.24	1,482,264.00	1,906,259.19	13,610,787.76	88,457,284.18	69,522,674.24	1,393,612.00	1,232,224.18	8,537,333.65	80,885,844.08	0.00	4,993,849.24	5,751,440.10	0.00
FinEx (if Applicable)		0.00	0.00	0.00	0.00	0.00	0.00	0.00	0.00	0.00	0.00	0.00	0.00	0.00	0.00	0.00	0.00	0.00	0.00	0.00	0.00
CO		11,150,000.00	0.00	11,150,000.00	11,150,000.00	0.00	11,150,000.00	0.00	0.00	0.00	10,250,757.34	10,250,757.34	0.00	0.00	0.00	0.00	0.00	0.00	0.00	0.00	0.00
GRAND TOTAL		101,681,132.42	0.00	101,681,132.42	101,681,132.42	0.00	101,681,132.42	69,537,973.24	1,482,264.00	1,906,259.19	23,761,545.69	96,688,041.52	69,522,674.24	1,393,612.00	1,232,224.18	12,580,846.75	84,729,356.18	0.00	4,993,099.99	6,207,245.24	0.00
PS		0.00	0.00	0.00	0.00	0.00	0.00	0.00	0.00	0.00	0.00	0.00	0.00	0.00	0.00	0.00	0.00	0.00	0.00	0.00	0.00
MOOE		90,531,132.42	0.00	90,531,132.42	90,531,132.42	0.00	90,531,132.42	69,537,973.24	1,482,264.00	1,906,259.19	13,610,787.76	88,457,284.18	69,522,674.24	1,393,612.00	1,232,224.18	8,537,333.65	80,885,844.08	0.00	4,993,849.24	5,751,440.10	0.00
FinEx (if Applicable)		0.00	0.00	0.00	0.00	0.00	0.00	0.00	0.00	0.00	0.00	0.00	0.00	0.00	0.00	0.00	0.00	0.00	0.00	0.00	0.00
CO		11,150,000.00	0.00	11,150,000.00	11,150,000.00	0.00	11,150,000.00	0.00	0.00	0.00	10,250,757.34	10,250,757.34	0.00	0.00	0.00	0.00	0.00	0.00	0.00	0.00	0.00
Recapitulation by OO:																					
I. Agency Specific Budget		100,839,403.75	0.00	100,839,403.75	100,839,403.75	0.00	100,839,403.75	69,566,825.91	1,456,514.00	1,279,036.04	23,745,936.91	95,648,312.86	69,352,325.91	1,367,862.00	1,009,501.04	12,563,237.57	84,292,826.52	0.00	4,993,099.99	11,553,386.34	0.00
HIGHER EDUCATION PROGRAM		100,597,724.33	0.00	100,597,724.33	100,597,724.33	0.00	100,597,724.33	69,125,422.49	1,456,514.00	1,279,036.04	23,745,860.91	95,604,633.44	69,110,922.49	1,367,862.00	1,009,501.04	12,562,981.57	84,051,247.10	0.00	4,993,099.99	11,553,386.34	0.00
ADVANCED EDUCATION PROGRAM		3,216.00	0.00	3,216.00	3,216.00	0.00	3,216.00	0.00	0.00	0.00	0.00	3,216.00	0.00	0.00	0.00	0.00	3,216.00	0.00	0.00	0.00	0.00
RESEARCH PROGRAM		87,803.42	0.00	87,803.42	87,803.42	0.00	87,803.42	87,803.42	0.00	0.00	0.00	87,803.42	87,803.42	0.00	0.00	0.00	87,803.42	0.00	0.00	0.00	0.00
TECHNICAL ADVISORY EXTENSION PROGRAM		150,660.00	0.00	150,660.00	150,660.00	0.00	150,660.00	150,384.00	0.00	0.00	278.00	150,660.00	150,384.00	0.00	0.00	278.00	150,660.00	0.00	0.00	0.00	0.00

This report was generated using the Unified Reporting System on January 25, 2024 3:09 PM. Status : SUBMITTED

<p>Prepared by:  IMELDA E. GALINATO Admin Officer III Date : January 25, 2023</p>	<p>Certified Correct:  ESTRELLITA M. DACLAN Supervising Administrative Officer - Budget Office Date : January 25, 2023</p>	<p>Certified Correct:  IMELDA E. GALINATO Chief Accountant Date : January 25, 2023</p>	<p>Noted by:  ANDRES ARNO D. W. LAMPACAN Chief Administrative Officer - Finance Date : January 25, 2023</p>	<p>Recommending Approval:  ALLAN C. SACPA VP For Administration and Finance Date : January 25, 2023</p>	<p>Approved by:  FELIPE SALASING COMILA University President Date : January 25, 2023</p>
---	---	---	--	---	---