

STATEMENT OF APPROPRIATIONS, ALLOTMENTS, OBLIGATIONS, DISBURSEMENTS AND BALANCES

As at the Quarter Ending March 31, 2023

Department : State Universities and Colleges (SUCs)
 Agency/Entity : Benguet State University
 Operating Unit : < not applicable >
 Organization Code (UACS) : 03 07 000000
 Fund Cluster : 01 Regular Agency Fund
 (e.g. UACS Fund Cluster: 01-Regular Agency Fund, 02-Foreign Assisted Projects Fund, 03-Special Account-locally Funded/Domestic Grants Fund, and 04-Special Account-Foreign Assisted/Foreign Grants Fund)

	Current Year Appropriations
	Supplemental Appropriations
X	Continuing Appropriations

Particulars	UACS CODE	Appropriations			Allotments				Current Year Obligations					Current Year Disbursements				Balances					
		Authorized Appropriations	Adjustments (Transfer To/From, Realignment)	Adjusted Appropriations	Allotments Received	Adjustments (Withdrawal, Realignment)	Transfer To	Transfer From	Adjusted Total Allotments	1st Quarter Ending March 31	2nd Quarter Ending June 30	3rd Quarter Ending September 30	4th Quarter Ending December 31	TOTAL	1st Quarter Ending March 31	2nd Quarter Ending June 30	3rd Quarter Ending September 30	4th Quarter Ending December 31	TOTAL	Unreleased Appropriations	Unobligated Allotments	Unpaid Obligations (15-20)=(23+24)	
																						Due and Demandable	Not Yet Due and Demandable
1	2	3	4	5=(3+4)	6	7	8	9	10=(7+8+9)	11	12	13	14	15=(11+12+13+14)	16	17	18	19	20=(16+17+18+19)	21=(5-10)	22=(10-15)	23	24
I. Continuing Appropriations		101,681,132.42	0.00	101,681,132.42	71,587,132.42	0.00	0.00	0.00	71,587,132.42	69,430,518.09	0.00	0.00	0.00	69,430,518.09	69,243,643.60	0.00	0.00	0.00	69,243,643.60	30,094,000.00	2,166,514.33	186,974.49	0.00
I. Agency Specific Budget		101,681,132.42	0.00	101,681,132.42	71,587,132.42	0.00	0.00	0.00	71,587,132.42	69,430,518.09	0.00	0.00	0.00	69,430,518.09	69,243,643.60	0.00	0.00	0.00	69,243,643.60	30,094,000.00	2,166,514.33	186,974.49	0.00
General Administration and Support	10000000000000	841,728.67	0.00	841,728.67	841,728.67	0.00	0.00	0.00	841,728.67	147,677.34	0.00	0.00	0.00	147,677.34	122,711.34	0.00	0.00	0.00	122,711.34	0.00	694,051.33	24,966.00	0.00
General Management and Supervision	10000000000000	841,728.67	0.00	841,728.67	841,728.67	0.00	0.00	0.00	841,728.67	147,677.34	0.00	0.00	0.00	147,677.34	122,711.34	0.00	0.00	0.00	122,711.34	0.00	694,051.33	24,966.00	0.00
MOOE		841,728.67	0.00	841,728.67	841,728.67	0.00	0.00	0.00	841,728.67	147,677.34	0.00	0.00	0.00	147,677.34	122,711.34	0.00	0.00	0.00	122,711.34	0.00	694,051.33	24,966.00	0.00
Sub-Total, General Administration and Support		841,728.67	0.00	841,728.67	841,728.67	0.00	0.00	0.00	841,728.67	147,677.34	0.00	0.00	0.00	147,677.34	122,711.34	0.00	0.00	0.00	122,711.34	0.00	694,051.33	24,966.00	0.00
PS		0.00	0.00	0.00	0.00	0.00	0.00	0.00	0.00	0.00	0.00	0.00	0.00	0.00	0.00	0.00	0.00	0.00	0.00	0.00	0.00	0.00	0.00
MOOE		841,728.67	0.00	841,728.67	841,728.67	0.00	0.00	0.00	841,728.67	147,677.34	0.00	0.00	0.00	147,677.34	122,711.34	0.00	0.00	0.00	122,711.34	0.00	694,051.33	24,966.00	0.00
FinEx (if Applicable)		0.00	0.00	0.00	0.00	0.00	0.00	0.00	0.00	0.00	0.00	0.00	0.00	0.00	0.00	0.00	0.00	0.00	0.00	0.00	0.00	0.00	0.00
CO		0.00	0.00	0.00	0.00	0.00	0.00	0.00	0.00	0.00	0.00	0.00	0.00	0.00	0.00	0.00	0.00	0.00	0.00	0.00	0.00	0.00	0.00
Operations	30000000000000	100,839,403.75	0.00	100,839,403.75	70,745,403.75	0.00	0.00	0.00	70,745,403.75	69,282,940.75	0.00	0.00	0.00	69,282,940.75	69,120,932.26	0.00	0.00	0.00	69,120,932.26	0.00	1,462,463.00	162,008.49	0.00
OO : Relevant and quality tertiary education ensured to achieve inclusive growth and access of poor but deserving students to quality tertiary education increased		100,597,724.33	0.00	100,597,724.33	70,503,724.33	0.00	0.00	0.00	70,503,724.33	69,041,261.33	0.00	0.00	0.00	69,041,261.33	68,915,551.84	0.00	0.00	0.00	68,915,551.84	30,094,000.00	1,462,463.00	125,709.49	0.00
HIGHER EDUCATION PROGRAM		100,597,724.33	0.00	100,597,724.33	70,503,724.33	0.00	0.00	0.00	70,503,724.33	69,041,261.33	0.00	0.00	0.00	69,041,261.33	68,915,551.84	0.00	0.00	0.00	68,915,551.84	30,094,000.00	1,462,463.00	125,709.49	0.00
Provision of Higher Education Services	3010000002000	1,652,724.33	0.00	1,652,724.33	1,652,724.33	0.00	0.00	0.00	1,652,724.33	190,261.33	0.00	0.00	0.00	190,261.33	64,551.84	0.00	0.00	0.00	64,551.84	0.00	1,462,463.00	125,709.49	0.00
MOOE		1,652,724.33	0.00	1,652,724.33	1,652,724.33	0.00	0.00	0.00	1,652,724.33	190,261.33	0.00	0.00	0.00	190,261.33	64,551.84	0.00	0.00	0.00	64,551.84	0.00	1,462,463.00	125,709.49	0.00
Locally-Funded Project(s)		98,945,000.00	0.00	98,945,000.00	68,851,000.00	0.00	0.00	0.00	68,851,000.00	68,851,000.00	0.00	0.00	0.00	68,851,000.00	68,851,000.00	0.00	0.00	0.00	68,851,000.00	30,094,000.00	0.00	0.00	0.00
Conduct of Activities for Sports and Culture Development	3010020003000	500,000.00	0.00	500,000.00	0.00	0.00	0.00	0.00	0.00	0.00	0.00	0.00	0.00	0.00	0.00	0.00	0.00	0.00	0.00	500,000.00	0.00	0.00	0.00
MOOE		500,000.00	0.00	500,000.00	0.00	0.00	0.00	0.00	0.00	0.00	0.00	0.00	0.00	0.00	0.00	0.00	0.00	0.00	0.00	500,000.00	0.00	0.00	0.00
Infrastructure and Smart Campus Development, Operationalization of Face-to-Face Classes and Upgrading/Procurement of Equipment	3010020002000	17,800,000.00	0.00	17,800,000.00	0.00	0.00	0.00	0.00	0.00	0.00	0.00	0.00	0.00	0.00	0.00	0.00	0.00	0.00	0.00	17,800,000.00	0.00	0.00	0.00
MOOE		17,800,000.00	0.00	17,800,000.00	0.00	0.00	0.00	0.00	0.00	0.00	0.00	0.00	0.00	0.00	0.00	0.00	0.00	0.00	0.00	17,800,000.00	0.00	0.00	0.00
CO		6,800,000.00	0.00	6,800,000.00	0.00	0.00	0.00	0.00	0.00	0.00	0.00	0.00	0.00	0.00	0.00	0.00	0.00	0.00	0.00	6,800,000.00	0.00	0.00	0.00
Capacity Development on Futures Thinking and Strategic Foresight	3010020003000	2,000,000.00	0.00	2,000,000.00	0.00	0.00	0.00	0.00	0.00	0.00	0.00	0.00	0.00	0.00	0.00	0.00	0.00	0.00	0.00	2,000,000.00	0.00	0.00	0.00
MOOE		2,000,000.00	0.00	2,000,000.00	0.00	0.00	0.00	0.00	0.00	0.00	0.00	0.00	0.00	0.00	0.00	0.00	0.00	0.00	0.00	2,000,000.00	0.00	0.00	0.00
Student Assistance Program	3010020004000	500,000.00	0.00	500,000.00	0.00	0.00	0.00	0.00	0.00	0.00	0.00	0.00	0.00	0.00	0.00	0.00	0.00	0.00	0.00	500,000.00	0.00	0.00	0.00
MOOE		500,000.00	0.00	500,000.00	0.00	0.00	0.00	0.00	0.00	0.00	0.00	0.00	0.00	0.00	0.00	0.00	0.00	0.00	0.00	500,000.00	0.00	0.00	0.00
Free Higher Education	3010020005000	68,851,000.00	0.00	68,851,000.00	68,851,000.00	0.00	0.00	0.00	68,851,000.00	68,851,000.00	0.00	0.00	0.00	68,851,000.00	68,851,000.00	0.00	0.00	0.00	68,851,000.00	0.00	0.00	0.00	0.00
MOOE		68,851,000.00	0.00	68,851,000.00	68,851,000.00	0.00	0.00	0.00	68,851,000.00	68,851,000.00	0.00	0.00	0.00	68,851,000.00	68,851,000.00	0.00	0.00	0.00	68,851,000.00	0.00	0.00	0.00	0.00
Increase in carrying capacity of Nursing and Allied Health Programs	3010020006000	9,494,000.00	0.00	9,494,000.00	0.00	0.00	0.00	0.00	0.00	0.00	0.00	0.00	0.00	0.00	0.00	0.00	0.00	0.00	0.00	9,494,000.00	0.00	0.00	0.00

Department : State Universities and Colleges (SUCs)
 Agency/Entity : Benguet State University
 Operating Unit : < not applicable >
 Organization Code (UACS) : 03 017 0000000
 Fund Cluster : 01 Regular Agency Fund


	Current Year Appropriations
	Supplemental Appropriations
X	Continuing Appropriations


(e.g. UACS Fund Cluster: 01-Regular Agency Fund, 02-Foreign Assisted Projects Fund, 03-Special Account-Locally Funded/Domestic Grants Fund, and 04-Special Account-Foreign Assisted/Foreign Grants Fund)


Particulars	UACS CODE	Appropriations			Allotments					Current Year Obligations					Current Year Disbursements					Balances				
		Authorized Appropriations	Adjustments (Transfer To/From)	Adjusted Appropriations	Allotments Received	Adjustments (Withdrawal, Realignment)	Transfer To	Transfer From	Adjusted Total Allotments	1st Quarter Ending March 31	2nd Quarter Ending	3rd Quarter Ending	4th Quarter	TOTAL	1st Quarter Ending March 31	2nd Quarter	3rd Quarter Ending	4th Quarter Ending December	TOTAL	Unreleased Appropriations	Unobligated Allotments	Unpaid Obligations		
																						Due and Demandable 23	Not Yet Due and Demandable 24	
1	2	3	4	5=(3+4)	6	7	8	9	10=(8+9)	11	12	13	14	15=(11+12+13+14)	16	17	18	19	20=(16+17+18+19)	21=(5-10)	22=(10-15)	23	24	
MODE		9,144,000.00	0.00	9,144,000.00	0.00	0.00	0.00	0.00	0.00	0.00	0.00	0.00	0.00	0.00	0.00	0.00	0.00	0.00	0.00	0.00	9,144,000.00	0.00	0.00	0.00
CO		350,000.00	0.00	350,000.00	0.00	0.00	0.00	0.00	0.00	0.00	0.00	0.00	0.00	0.00	0.00	0.00	0.00	0.00	0.00	0.00	350,000.00	0.00	0.00	0.00
DO : Higher education research improved to promote economic productivity and innovation		9,019.42	0.00	9,019.42	9,019.42	0.00	0.00	0.00	9,019.42	9,019.42	0.00	0.00	0.00	9,019.42	9,019.42	0.00	0.00	0.00	9,019.42	0.00	0.00	0.00	0.00	
ADVANCED EDUCATION PROGRAM		3,216.00	0.00	3,216.00	3,216.00	0.00	0.00	0.00	3,216.00	3,216.00	0.00	0.00	0.00	3,216.00	3,216.00	0.00	0.00	0.00	3,216.00	0.00	0.00	0.00	0.00	
Provision of Advanced Education Services	22010010000000	3,216.00	0.00	3,216.00	3,216.00	0.00	0.00	0.00	3,216.00	3,216.00	0.00	0.00	0.00	3,216.00	3,216.00	0.00	0.00	0.00	3,216.00	0.00	0.00	0.00	0.00	
MODE		3,216.00	0.00	3,216.00	3,216.00	0.00	0.00	0.00	3,216.00	3,216.00	0.00	0.00	0.00	3,216.00	3,216.00	0.00	0.00	0.00	3,216.00	0.00	0.00	0.00	0.00	
RESEARCH PROGRAM		87,803.42	0.00	87,803.42	87,803.42	0.00	0.00	0.00	87,803.42	87,803.42	0.00	0.00	0.00	87,803.42	87,803.42	0.00	0.00	0.00	87,803.42	0.00	0.00	0.00	0.00	
Conduct of Research Services	32020010000000	87,803.42	0.00	87,803.42	87,803.42	0.00	0.00	0.00	87,803.42	87,803.42	0.00	0.00	0.00	87,803.42	87,803.42	0.00	0.00	0.00	87,803.42	0.00	0.00	0.00	0.00	
MODE		87,803.42	0.00	87,803.42	87,803.42	0.00	0.00	0.00	87,803.42	87,803.42	0.00	0.00	0.00	87,803.42	87,803.42	0.00	0.00	0.00	87,803.42	0.00	0.00	0.00	0.00	
DO : Community engagement increased		150,660.00	0.00	150,660.00	150,660.00	0.00	0.00	0.00	150,660.00	150,660.00	0.00	0.00	0.00	150,660.00	150,660.00	0.00	0.00	0.00	150,660.00	0.00	0.00	36,299.00	0.00	
TECHNICAL ADVISORY EXTENSION PROGRAM		150,660.00	0.00	150,660.00	150,660.00	0.00	0.00	0.00	150,660.00	150,660.00	0.00	0.00	0.00	150,660.00	150,660.00	0.00	0.00	0.00	150,660.00	0.00	0.00	36,299.00	0.00	
Provision of Extension Services	33010010000000	150,660.00	0.00	150,660.00	150,660.00	0.00	0.00	0.00	150,660.00	150,660.00	0.00	0.00	0.00	150,660.00	150,660.00	0.00	0.00	0.00	150,660.00	0.00	0.00	36,299.00	0.00	
MODE		150,660.00	0.00	150,660.00	150,660.00	0.00	0.00	0.00	150,660.00	150,660.00	0.00	0.00	0.00	150,660.00	150,660.00	0.00	0.00	0.00	150,660.00	0.00	0.00	36,299.00	0.00	
Sub-Total, Operations		100,839,403.75	0.00	100,839,403.75	70,745,403.75	0.00	0.00	0.00	70,745,403.75	69,282,940.75	0.00	0.00	0.00	69,282,940.75	69,120,932.26	0.00	0.00	0.00	69,120,932.26	30,094,000.00	1,462,463.00	162,008.49	0.00	
PS		0.00	0.00	0.00	0.00	0.00	0.00	0.00	0.00	0.00	0.00	0.00	0.00	0.00	0.00	0.00	0.00	0.00	0.00	0.00	0.00	0.00	0.00	
MODE		89,689,403.75	0.00	89,689,403.75	70,745,403.75	0.00	0.00	0.00	70,745,403.75	69,282,940.75	0.00	0.00	0.00	69,282,940.75	69,120,932.26	0.00	0.00	0.00	69,120,932.26	18,944,000.00	1,462,463.00	162,008.49	0.00	
FinEx (if Applicable)		0.00	0.00	0.00	0.00	0.00	0.00	0.00	0.00	0.00	0.00	0.00	0.00	0.00	0.00	0.00	0.00	0.00	0.00	0.00	0.00	0.00	0.00	
CO		11,150,000.00	0.00	11,150,000.00	0.00	0.00	0.00	0.00	0.00	0.00	0.00	0.00	0.00	0.00	0.00	0.00	0.00	0.00	0.00	11,150,000.00	0.00	0.00	0.00	
GRAND TOTAL		101,989,403.75	0.00	101,989,403.75	71,587,132.42	0.00	0.00	0.00	71,587,132.42	69,430,618.09	0.00	0.00	0.00	69,430,618.09	69,243,643.60	0.00	0.00	0.00	69,243,643.60	30,094,000.00	2,166,514.33	186,974.49	0.00	
PS		0.00	0.00	0.00	0.00	0.00	0.00	0.00	0.00	0.00	0.00	0.00	0.00	0.00	0.00	0.00	0.00	0.00	0.00	0.00	0.00	0.00	0.00	
MODE		90,531,132.42	0.00	90,531,132.42	71,587,132.42	0.00	0.00	0.00	71,587,132.42	69,430,618.09	0.00	0.00	0.00	69,430,618.09	69,243,643.60	0.00	0.00	0.00	69,243,643.60	18,944,000.00	2,166,514.33	186,974.49	0.00	
FinEx (if Applicable)		0.00	0.00	0.00	0.00	0.00	0.00	0.00	0.00	0.00	0.00	0.00	0.00	0.00	0.00	0.00	0.00	0.00	0.00	0.00	0.00	0.00	0.00	
CO		11,150,000.00	0.00	11,150,000.00	0.00	0.00	0.00	0.00	0.00	0.00	0.00	0.00	0.00	0.00	0.00	0.00	0.00	0.00	0.00	11,150,000.00	0.00	0.00	0.00	


Certified Correct:

 ESTRELLITA M. DACLAN
 Supervising Administrative Officer
 Date : April 22, 2023

Certified Correct:

 IMELDA B. GALINATO
 Accountant IV
 Date : April 22, 2023

Recommending Approval:

 ANDRES ARON W. LAMPACAN
 Chief Administrative Officer
 Date : April 22, 2023

Recommending Approval:

 ALLAN C. S. ACPA
 Vice President for Administration and Finance
 Date : April 22, 2023

Approved:

 FELIPE SALANG COMILA
 University President
 Date : April 22, 2023