

SUMMARY OF APPROPRIATIONS, ALLOTMENTS, OBLIGATIONS, DISBURSEMENTS AND BALANCES BY OBJECT OF EXPENDITURES
As at the Quarter Ending December 31, 2023

Department : State Universities and Colleges (SUCs)
 Agency/Entity : Benguet State University
 Operating Unit : < not applicable >
 Organization Code (UACS) : 08 017 000000
 Fund Cluster : 01 - Regular Agency Fund

X	Current Year Appropriations
	Supplemental Appropriations
	Continuing Appropriations

(e.g. UACS Fund Cluster: 01-Regular Agency Fund, 02-Foreign Assisted Projects Fund, 03-Special Account-Locally Funded/Domestic Grants Fund, and 04-Special Account-Foreign Assisted/Foreign Grants Fund)

Particulars	UACS CODE	Appropriations			Allotments			Obligations					Disbursements					Balances				
		Authorized Appropriations	(Transfer To/From, Modifications/Amendments)	Adjusted Appropriations	Allotments Received	Adjustments (Reductions, Modifications/Amendments)	Adjusted Allotments	1st Quarter Ending March 31	2nd Quarter Ending June 30	3rd Quarter Ending September 30	4th Quarter Ending December 31	Total	1st Quarter Ending March 31	2nd Quarter Ending June 30	3rd Quarter Ending September 30	4th Quarter Ending December 31	Total	Unreleased Appropriations	Unobligated Allotments	Unpaid Obligations (15-20)=(23+24)		
		3	4	5=(3+4)	6	7	10=(6+[(7)-8]-9)	11	12	13	14	16=(11+12+13+14)	16	17	18	19	20=(16+17+18+19)	21=(5-10)	22=(10-15)	23	24	
SUMMARY		888,048,000.00	21,452,160.00	909,501,160.00	782,211,048.00	16,882,178.00	779,093,824.00	156,548,786.28	178,041,732.52	193,814,552.48	247,800,831.91	775,205,543.19	154,371,687.61	177,447,325.08	192,077,668.20	238,970,891.75	763,707,472.54	130,407,336.00	3,888,280.81	10,579,127.65	858,942.90	0.00
A. AGENCY SPECIFIC BUDGET		882,108,000.00	0.00	882,108,000.00	721,709,694.00	0.00	721,709,694.00	145,331,905.87	168,596,827.41	171,135,730.99	234,747,928.92	717,812,383.19	144,154,807.20	166,002,779.97	192,298,736.71	225,917,988.76	706,374,312.54	130,407,336.00	3,888,280.81	10,579,127.65	858,942.90	0.00
Personnel Services		604,039,000.00	14,782,752.41	618,821,752.41	507,569,664.00	14,782,752.41	522,352,416.41	97,013,246.47	140,173,920.33	105,186,473.99	179,707,902.33	522,061,606.12	97,013,246.47	140,173,320.33	105,101,024.62	177,219,355.94	519,504,950.36	96,469,336.00	270,810.29	2,576,655.76	0.00	0.00
Salaries and Wages		301,535,000.00	24,187,997.71	325,722,997.71	301,535,000.00	24,187,997.71	325,722,997.71	86,124,261.65	100,013,958.75	81,132,858.42	58,451,818.88	325,722,997.71	86,124,261.65	100,013,958.75	81,132,206.91	58,630,734.99	324,101,161.90	0.00	0.00	1,621,835.81	0.00	0.00
Salaries and Wages - Regular	5010101000	299,520,000.00	(10,624,822.56)	288,895,177.44	299,520,000.00	(10,624,822.56)	288,895,177.44	79,187,354.22	87,048,658.18	70,937,246.66	51,721,918.38	288,895,177.44	79,187,354.22	87,048,658.18	70,936,564.75	50,394,223.80	287,566,830.95	0.00	0.00	1,326,346.49	0.00	0.00
Basic Salary - Civilian	5010101001	299,520,000.00	(10,624,822.56)	288,895,177.44	299,520,000.00	(10,624,822.56)	288,895,177.44	79,187,354.22	87,048,658.18	70,937,246.66	51,721,918.38	288,895,177.44	79,187,354.22	87,048,658.18	70,936,564.75	50,394,223.80	287,566,830.95	0.00	0.00	1,326,346.49	0.00	0.00
Salaries and Wages - Casual/Contractual	5010102000	2,015,000.00	34,812,820.27	36,827,820.27	2,015,000.00	34,812,820.27	36,827,820.27	6,936,907.43	12,965,300.57	10,195,611.76	6,730,000.51	36,827,820.27	6,936,907.43	12,965,300.57	10,195,611.76	6,436,511.19	36,534,330.95	0.00	0.00	293,469.32	0.00	0.00
Other Compensation		139,329,000.00	(18,929,273.75)	120,399,726.25	139,329,000.00	(18,929,273.75)	120,399,726.25	6,176,678.11	36,414,333.93	22,239,516.70	55,593,595.22	120,384,093.96	6,176,678.11	36,414,333.93	22,199,251.20	54,999,427.81	119,488,731.05	0.00	6,032.29	895,362.91	0.00	0.00
Personal Economic Relief Allowance (PERA)	5010201000	15,120,000.00	(669,416.20)	14,520,583.80	15,120,000.00	(669,416.20)	14,520,583.80	4,327,275.71	3,820,539.66	3,345,078.82	3,021,689.61	14,520,583.80	4,327,275.71	3,820,539.66	3,343,078.82	2,998,063.26	14,494,947.44	0.00	0.00	25,636.36	0.00	0.00
PERA - Civilian	5010201001	15,120,000.00	(669,416.20)	14,520,583.80	15,120,000.00	(669,416.20)	14,520,583.80	4,327,275.71	3,820,539.66	3,345,078.82	3,021,689.61	14,520,583.80	4,327,275.71	3,820,539.66	3,343,078.82	2,998,063.26	14,494,947.44	0.00	0.00	25,636.36	0.00	0.00
Representation Allowance (RA)	5010202000	192,000.00	825,625.00	1,017,625.00	192,000.00	825,625.00	1,017,625.00	184,125.00	318,500.00	194,750.00	320,250.00	1,017,625.00	184,125.00	318,500.00	194,750.00	318,250.00	1,012,625.00	0.00	0.00	5,000.00	0.00	0.00
Transportation Allowance (TA)	5010203000	192,000.00	825,625.00	1,017,625.00	192,000.00	825,625.00	1,017,625.00	184,125.00	318,500.00	194,750.00	320,250.00	1,017,625.00	184,125.00	318,500.00	194,750.00	318,250.00	1,012,625.00	0.00	0.00	5,000.00	0.00	0.00
Transportation Allowance (TA)	5010203001	192,000.00	825,625.00	1,017,625.00	192,000.00	825,625.00	1,017,625.00	184,125.00	318,500.00	194,750.00	320,250.00	1,017,625.00	184,125.00	318,500.00	194,750.00	318,250.00	1,012,625.00	0.00	0.00	5,000.00	0.00	0.00
Clothing/Uniform Allowance	5010204000	3,760,000.00	(324,000.00)	3,436,000.00	3,760,000.00	(324,000.00)	3,436,000.00	0.00	3,432,000.00	0.00	24,000.00	3,456,000.00	0.00	3,432,000.00	0.00	24,000.00	3,456,000.00	0.00	0.00	0.00	0.00	0.00
Clothing/Uniform Allowance - Civilian	5010204001	3,760,000.00	(324,000.00)	3,436,000.00	3,760,000.00	(324,000.00)	3,436,000.00	0.00	3,432,000.00	0.00	24,000.00	3,456,000.00	0.00	3,432,000.00	0.00	24,000.00	3,456,000.00	0.00	0.00	0.00	0.00	0.00
Subsistence Allowance (SA)	5010205000	90,000.00	(27,400.00)	62,600.00	90,000.00	(27,400.00)	62,600.00	11,100.00	20,250.00	18,675.00	12,475.00	62,600.00	11,100.00	20,250.00	18,675.00	12,475.00	62,500.00	0.00	100.00	0.00	0.00	0.00
Subsistence Allowance - Magna Carta for Public Health Workers under R.A. 7305	5010205003	90,000.00	(27,400.00)	62,600.00	90,000.00	(27,400.00)	62,600.00	11,100.00	20,250.00	18,675.00	12,475.00	62,600.00	11,100.00	20,250.00	18,675.00	12,475.00	62,500.00	0.00	100.00	0.00	0.00	0.00
Laundry Allowance (LA)	5010206000	30,000.00	(16,780.87)	13,219.13	30,000.00	(16,780.87)	13,219.13	1,513.65	2,761.35	2,546.63	6,397.50	13,219.13	1,513.65	2,761.35	2,546.63	6,397.50	13,219.13	0.00	0.00	0.00	0.00	0.00
Laundry Allowance - Magna Carta Benefits for Public Health Workers under R.A. 7305	5010206004	30,000.00	(16,780.87)	13,219.13	30,000.00	(16,780.87)	13,219.13	1,513.65	2,761.35	2,546.63	6,397.50	13,219.13	1,513.65	2,761.35	2,546.63	6,397.50	13,219.13	0.00	0.00	0.00	0.00	0.00
Honoraria	5010210000	56,439,000.00	(31,258,331.48)	25,180,668.52	56,439,000.00	(31,258,331.48)	25,180,668.52	346,926.66	993,719.13	16,265,194.56	7,614,838.17	25,180,668.52	346,926.66	993,719.13	16,215,969.06	6,948,673.08	24,475,277.93	0.00	0.00	705,390.59	0.00	0.00
Honoraria - Civilian	5010210001	56,439,000.00	(31,258,331.48)	25,180,668.52	56,439,000.00	(31,258,331.48)	25,180,668.52	346,926.66	993,719.13	16,265,194.56	7,614,838.17	25,180,668.52	346,926.66	993,719.13	16,215,969.06	6,948,673.08	24,475,277.93	0.00	0.00	705,390.59	0.00	0.00
Hazard Pay (HP)	5010211000	6,614,000.00	(4,766,572.64)	1,847,427.36	6,614,000.00	(4,766,572.64)	1,847,427.36	124,628.15	242,448.10	232,641.60	1,247,709.51	1,847,427.36	124,628.15	242,448.10	232,641.60	1,247,709.51	1,847,427.36	0.00	0.00	0.00	0.00	0.00
HP - Magna Carta Benefits for Public Health Workers under R.A. 7305	5010211005	6,614,000.00	(4,766,572.64)	1,847,427.36	6,614,000.00	(4,766,572.64)	1,847,427.36	124,628.15	242,448.10	232,641.60	1,247,709.51	1,847,427.36	124,628.15	242,448.10	232,641.60	1,247,709.51	1,847,427.36	0.00	0.00	0.00	0.00	0.00
Longevity Pay (LP)	5010212000	643,000.00	(638,535.67)	4,464.33	643,000.00	(638,535.67)	4,464.33	2,539.73	1,924.90	0.00	0.00	4,464.33	2,539.73	1,924.90	0.00	0.00	4,464.33	0.00	0.00	0.00	0.00	0.00
Longevity Pay - Civilian	5010212001	643,000.00	(638,535.67)	4,464.33	643,000.00	(638,535.67)	4,464.33	2,539.73	1,924.90	0.00	0.00	4,464.33	2,539.73	1,924.90	0.00	0.00	4,464.33	0.00	0.00	0.00	0.00	0.00
Overtime and Night Pay	5010213000	0.00	5,336,438.61	5,336,438.61	0.00	5,336,438.61	5,336,438.61	994,444.21	1,405,430.79	1,967,993.09	968,670.52	5,336,438.61	994,444.21	1,405,430.79	1,967,993.09	940,369.20	6,308,223.29	0.00	0.00	28,215.32	0.00	0.00
Overtime Pay	5010213001	0.00	5,215,650.29	5,215,650.29	0.00	5,215,650.29	5,215,650.29	955,125.39	1,390,766.11	1,940,318.55	959,440.24	5,215,650.29	955,125.39	1,390,766.11	1,940,318.55	931,224.92	5,187,434.97	0.00	0.00	28,215.32	0.00	0.00
Night-shift Differential Pay	5010213002	0.00	120,788.32	120,788.32	0.00	120,788.32	120,788.32	39,318.82	46,664.58	27,674.54	9,130.28	120,788.32	39,318.82	46,664.58	27,674.54	9,130.28	120,788.32	0.00	0.00	0.00	0.00	0.00
Year End Bonus	5010214000	24,960,000.00	(534,951.91)	24,425,048.09	24,960,000.00	(534,951.91)	24,425,048.09	0.00	149,863.30	0.00	24,268,632.50	24,418,515.90	0.00	149,863.30	0.00	24,268,632.50	24,418,515.90	0.00	6,532.29	0.00	0.00	0.00
Bonus - Civilian	5010214001	24,960,000.00	(534,951.91)	24,425,048.09	24,960,000.00	(534,951.91)	24,425,048.09	0.00	149,863.30	0.00	24,268,632.50	24,418,515.90	0.00	149,863.30	0.00	24,268,632.50	24,418,515.90	0.00	6,532.29	0.00	0.00	0.00
Cash Gift	5010215000	3,150,000.00	(3,023,500.00)	3,023,500.00	3,150,000.00	(3,023,500.00)	3,023,500.00	0.00	4,500.00	0.00	3,019,000.00	3,023,500.00	0.00	4,500.00	0.00	3,019,000.00	3,023,500.00	0.00	0.00	0.00	0.00	0.00
Cash Gift - Civilian	5010215001	3,150,000.00	(3,023,500.00)	3,023,500.00	3,150,000.00	(3,023,500.00)	3,023,500.00	0.00	4,500.00	0.00												

SUMMARY OF APPROPRIATIONS, ALLOTMENTS, OBLIGATIONS, DISBURSEMENTS AND BALANCES BY OBJECT OF EXPENDITURES
As at the Quarter Ending December 31, 2023

Department : State Universities and Colleges (SUCs)
 Agency/Entity : Benguet State University
 Operating Unit : < not applicable >
 Organization Code (UACS) : 08 017 000000
 Fund Cluster : 01 - Regular Agency Fund
 (e.g. UACS Fund Cluster: 01-Regular Agency Fund, 02-Foreign Assisted Funds Fund, 03-Special Account-Locally Funded/Domestic Grants Fund, and 04-Special Account-Foreign Assisted/Foreign Grants Fund)

X	Current Year Appropriations
	Supplemental Appropriations
	Continuing Appropriations

Particulars	UACS CODE	Appropriations				Allotments			Obligations					Disbursements					Balances			
		Authorized	Transfers To/From, Additions/	Adjusted	Adjustments	Adjustments	Adjusted	1st Quarter	2nd Quarter	3rd Quarter	4th Quarter	Total	1st Quarter	2nd Quarter	3rd Quarter	4th Quarter	Total	Unreleased	Unobligated	Unpaid Obligations		
		Appropriations	Allocations/Reversions	Appropriations	(Reductions, Modifications/ Augmentations)	(Reductions, Modifications/ Augmentations)	Appropriations	Ending March 31	Ending June 30	Ending September 30	Ending December 31		Ending March 31	Ending June 30	Ending September 30	Ending December 31		Appropriations (15-20)	Allotments (23)	Due and Demandable (21+22)	Not Yet Due and Demandable (24)	
1	2	3	4	5=3+4	6	7	8=6+(7)+(8)+(9)	11	12	13	14	15=(11)+(12)+(13)+(14)	16	17	18	19	20=(16)+(17)+(18)+(19)	21=(5-10)	22=(10-15)	23	24	
Other Personnel Benefits		155,340,800.00	10,188,868.47	165,529,668.47	58,878,864.00	17,189,868.17	83,060,332.17	2,859,282.04	1,941,049.61	0.00	63,895,842.32	68,795,154.17	2,959,282.04	1,841,049.61	0.00	63,895,842.32	68,795,154.17	98,466,336.00	264,178.00	0.00	0.00	0.00
Terminal Leave Benefits	5010403000	4,059,000.00	841,311.65	4,900,311.65	4,059,000.00	841,311.65	4,900,311.65	2,959,282.04	1,941,049.61	0.00	4,900,311.65	2,959,282.04	1,841,049.61	0.00	4,900,311.65	2,959,282.04	0.00	0.00	0.00	0.00	0.00	0.00
Terminal Leave Benefits - Civilian	5010403000	4,059,000.00	841,311.65	4,900,311.65	4,059,000.00	841,311.65	4,900,311.65	2,959,282.04	1,941,049.61	0.00	4,900,311.65	2,959,282.04	1,841,049.61	0.00	4,900,311.65	2,959,282.04	0.00	0.00	0.00	0.00	0.00	0.00
Other Personnel Benefits	5010488000	151,281,800.00	9,346,556.82	160,628,356.82	54,811,864.00	9,348,556.52	64,160,020.52	0.00	0.00	0.00	63,895,842.52	63,895,842.52	0.00	0.00	63,895,842.52	63,895,842.52	98,466,336.00	264,178.00	0.00	0.00	0.00	
Lump-sum for Filing of Positions - Civilian	5010496007	140,038,000.00	(841,311.65)	139,196,688.35	53,124,489.00	(841,311.65)	52,283,174.35	0.00	0.00	0.00	52,283,174.35	52,283,174.35	0.00	0.00	52,283,174.35	52,283,174.35	86,913,514.00	0.00	0.00	0.00	0.00	
Lump-sum for Personnel Services	5010496000	9,820,000.00	0.00	9,820,000.00	264,178.00	0.00	264,178.00	0.00	0.00	0.00	0.00	0.00	0.00	0.00	0.00	0.00	9,556,822.00	264,178.00	0.00	0.00	0.00	
Lump-sum for Step Increases - Length of Service	5010498010	748,000.00	(748,000.00)	0.00	748,000.00	(748,000.00)	0.00	0.00	0.00	0.00	0.00	0.00	0.00	0.00	0.00	0.00	0.00	0.00	0.00	0.00	0.00	0.00
Loyalty Award - Civilian	5010498015	675,000.00	(675,000.00)	0.00	675,000.00	(675,000.00)	0.00	0.00	0.00	0.00	0.00	0.00	0.00	0.00	0.00	0.00	0.00	0.00	0.00	0.00	0.00	0.00
Other Personnel Benefits	5010498089	0.00	11,812,688.17	11,812,688.17	0.00	11,812,688.17	11,812,688.17	0.00	0.00	0.00	11,812,688.17	11,812,688.17	0.00	0.00	11,812,688.17	11,812,688.17	0.00	0.00	0.00	0.00	0.00	0.00
Maintenance and Other Operating Expenses		167,569,000.00	(14,782,752.41)	152,786,247.59	189,131,000.00	(14,782,752.41)	174,343,247.59	24,275,938.04	20,422,807.68	64,897,301.22	69,039,999.39	170,733,204.03	22,895,931.37	25,831,459.64	64,285,755.21	48,888,832.82	181,871,290.14	8,438,000.00	3,815,842.66	6,002,471.89	856,942.89	
Travelling Expenses		19,937,000.00	(6,833,488.63)	13,103,511.37	15,957,000.00	(6,833,488.63)	8,953,511.37	455,710.12	1,747,134.86	3,171,894.31	4,454,447.23	10,765,186.24	389,999.12	1,697,089.72	3,129,240.31	1,453,793.23	6,690,213.36	0.00	33,345.13	209,972.84	0.00	
Travelling Expenses - Local	5020101000	15,957,000.00	(5,053,488.63)	10,903,511.37	15,957,000.00	(5,053,488.63)	10,903,511.37	455,710.12	1,747,134.86	3,171,894.31	4,454,447.23	10,765,186.24	389,999.12	1,697,089.72	3,129,240.31	1,453,793.23	6,690,213.36	0.00	25,346.13	209,972.84	0.00	
Training and Scholarship Expenses		8,885,000.00	2,152,744.59	11,037,744.59	3,395,000.00	2,152,744.59	11,047,744.59	1,627,836.46	3,383,289.16	2,322,752.39	3,784,105.44	11,837,983.50	1,815,938.46	3,227,409.16	2,128,264.32	2,794,590.49	9,764,304.43	0.00	9,761.00	1,273,853.67	0.00	
Training Expenses	5020201000	8,885,000.00	1,890,715.76	10,755,715.76	8,885,000.00	1,890,715.76	10,755,715.76	1,673,719.38	3,199,153.50	2,278,652.39	3,704,190.49	10,755,715.76	1,661,719.38	3,123,303.60	2,082,164.32	2,714,675.49	9,491,862.69	0.00	0.00	1,273,853.67	0.00	
Training Expenses	5020201002	8,885,000.00	1,890,715.76	10,755,715.76	8,885,000.00	1,890,715.76	10,755,715.76	1,673,719.38	3,199,153.50	2,278,652.39	3,704,190.49	10,755,715.76	1,661,719.38	3,123,303.60	2,082,164.32	2,714,675.49	9,491,862.69	0.00	0.00	1,273,853.67	0.00	
Scholarship Grants/Expenses	5020202000	0.00	292,028.74	292,028.74	0.00	292,028.74	292,028.74	64,117.08	104,135.66	44,100.00	79,915.00	282,267.74	54,117.08	104,135.66	44,100.00	79,915.00	282,267.74	0.00	9,761.00	0.00	0.00	
Supplies and Materials Expenses		32,022,609.00	(2,926,454.11)	29,096,154.89	32,922,000.00	(2,926,454.11)	29,095,545.89	10,753,899.76	5,298,292.57	6,872,959.89	6,173,473.73	28,907,816.59	9,899,565.49	5,119,654.85	6,444,887.85	5,265,286.38	26,633,804.68	0.00	187,823.28	2,274,612.61	0.00	
Office Supplies Expenses	5020301000	8,118,000.00	(2,855,111.77)	5,262,888.23	8,118,000.00	(2,855,111.77)	5,262,888.23	1,687,090.63	1,157,095.11	1,194,340.04	1,298,125.25	3,306,951.03	1,685,205.63	1,102,540.25	1,158,195.20	1,073,749.25	4,999,700.33	0.00	(6,782.80)	306,960.70	0.00	
Office Supplies Expenses	5020301002	8,118,000.00	(2,855,111.77)	5,262,888.23	8,118,000.00	(2,855,111.77)	5,262,888.23	1,687,090.63	1,157,095.11	1,194,340.04	1,298,125.25	3,306,951.03	1,685,205.63	1,102,540.25	1,158,195.20	1,073,749.25	4,999,700.33	0.00	(6,782.80)	306,960.70	0.00	
Accountable Forms Expenses	5020302000	2,078,000.00	(1,251,800.00)	826,200.00	2,078,000.00	(1,251,800.00)	826,200.00	1,600.00	0.00	0.00	826,200.00	826,200.00	823,200.00	1,600.00	0.00	1,600.00	826,200.00	0.00	0.00	0.00	0.00	
Medical, Dental and Laboratory Supplies Expenses	5020308000	891,000.00	(57,678.93)	833,321.07	891,000.00	(57,678.93)	833,321.07	51,319.97	414,570.00	195,280.00	192,264.00	833,321.07	51,319.97	406,300.00	175,005.00	160,654.00	785,178.07	0.00	0.00	48,245.00	0.00	
Fuel, Oil and Lubricants Expenses	5020309000	3,904,000.00	608,671.13	4,312,671.13	3,904,000.00	608,671.13	4,312,671.13	591,587.22	809,080.78	1,028,335.30	1,893,887.83	4,312,671.13	581,587.22	713,830.02	1,029,535.30	1,445,141.49	3,789,894.02	0.00	0.00	543,777.11	0.00	
Agricultural and Marine Supplies Expenses	5020310000	2,577,000.00	(1,159,181.90)	1,417,818.10	2,577,000.00	(1,159,181.90)	1,417,818.10	559,984.00	181,661.00	828,055.10	59,214.00	1,407,818.10	17,295.00	146,161.00	629,059.10	69,214.00	860,719.10	0.00	0.00	567,099.00	0.00	
Textbooks and Instructional Materials Expenses	5020311000	1,586,000.00	(248,489.00)	1,337,511.00	1,586,000.00	(248,489.00)	1,337,511.00	0.00	407,483.00	42,904.00	666,852.00	1,116,119.00	0.00	407,483.00	42,904.00	541,902.00	992,169.00	0.00	233,282.00	123,950.00	0.00	
Textbooks and Instructional Materials Expenses	5020311001	1,586,000.00	(248,489.00)	1,337,511.00	1,586,000.00	(248,489.00)	1,337,511.00	0.00	407,483.00	42,904.00	666,852.00	1,116,119.00	0.00	407,483.00	42,904.00	541,902.00	992,169.00	0.00	233,282.00	123,950.00	0.00	
Semi-Expendable Machinery and Equipment	5020321000	723,000.00	3,743,249.97	4,466,249.97	723,000.00	3,743,249.97	4,466,249.97	2,485,254.97	895,452.00	1,100,353.00	165,190.00	4,466,249.97	2,148,059.77	890,955.00	1,072,210.00	185,190.00	4,084,414.77	0.00	0.00	381,836.20	0.00	
Semi-Expendable Machinery and Equipment Expenses	5020321000	723,000.00	3,743,249.97	4,466,249.97	723,000.00	3,743,249.97	4,466,249.97	2,485,254.97	895,452.00	1,100,353.00	165,190.00	4,466,249.97	2,148,059.77	890,955.00	1,072,210.00	185,190.00	4,084,414.77	0.00	0.00	381,836.20	0.00	
Semi-Expendable Furniture, Fixtures and Books	5020322000	723,000.00	150,005.00	873,005.00	723,000.00	150,005.00	873,005.00	74,500.00	532,855.00	209,160.00	57,700.00	873,005.00	74,500.00	532,655.00	75,150.00	57,700.00	740,005.00	0.00	0.00	133,000.00	0.00	
Semi-Expendable Furniture, Fixtures and Books Expenses	5020322000	723,000.00	150,005.00	873,005.00	723,000.00	150,005.00	873,005.00	74,500.00	532,855.00	209,160.00	57,700.00	873,005.00	74,500.00	532,655.00	75,150.00	57,700.00	740,005.00	0.00	0.00	133,000.00	0.00	
Other Supplies and Materials Expenses	5020398000	11,514,000.00	(1,748,420.61)	9,765,579.39	11,514,000.00	(1,748,420.61)	9,765,579.39	4,491,163.81	1,129,815.68	2,284,729.25	1,858,870.65	9,765,579.39	4,486,308.91	1,125,050.68	2,284,729.25	1,690,156.85	6,666,334.39	0.00	0.00	179,245.00	0.00	
Utility Expenses		11,131,600.00	(2,973,438.38)	8,158,161.62	11,131,000.00	(2,973,438.38)	8,157,561.62	226,343.22	3,222,169.40	1,584,107.75	2,353,804.83	7,988,364.60	829,343.42	3,222,108.40	1,584,107.75	2,293,804.03	7,888,364.60	0.00	171,187.02	0.00	0.00	
Water Expenses	5020401000	280,000.00	(68,861.48)	211,138.52	280,000.00	(68,861.48)	211,138.52	12,850.33	7,214.16	6,804.28	46,141.50	211,138.52	22,496.73	12,836.33	7,214.16	6,804.28	45,141.50	0.00	171,187.02	0.00	0.00	
Electricity Expenses	5020402000	10,342,000.00	(2,404,576.90)	7,937,423.10	10,342,000.00	(2,404,576.90)	7,937,423.10	893,856.89	3,209,473.27	1,577,293.47												

SUMMARY OF APPROPRIATIONS, ALLOTMENTS, OBLIGATIONS, DISBURSEMENTS AND BALANCES BY OBJECT OF EXPENDITURES
As at the Quarter Ending December 31, 2023

Department : State Universities and Colleges (SUCs)
 Agency/Entity : Benguet State University
 Operating Unit : < not applicable >
 Organization Code (UACS) : 08 017 0000000
 Fund Cluster : 01 - Regular Agency Fund

X	Current Year Appropriations
	Supplemental Appropriations
	Continuing Appropriations

(e.g. UACS Fund Cluster: 01-Regular Agency Fund, 02-Foreign Assisted Projects Fund, 03-Special Account-Locally Funded/Domestic Grants Fund, and 04-Special Account-Foreign Assisted/Foreign Grants Fund)

Particulars	UACS CODE	Appropriations		Allotments			Obligations					Disbursements				Balances					
		Authorized Appropriations	Transfer To/From, Modification/ Augmentations/ (Decreases)	Adjusted Appropriations	Allotments Received	Adjustments (Reductions, Modifications/ Augmentations)	Adjusted Allotments	1st Quarter Ending March 31	2nd Quarter Ending June 30	3rd Quarter Ending September 30	4th Quarter Ending December 31	Total	1st Quarter Ending March 31	2nd Quarter Ending June 30	3rd Quarter Ending September 30	4th Quarter Ending December 31	Total	Unreleased Appropriations	Unobligated Allotments	Unpaid Obligations (15-20)=(23+24)	
																				10=(6+7)+8+9	11
B. AUTOMATIC APPROPRIATIONS		35,941,000.00	4,569,984.00	40,510,984.00	40,510,984.00	0.00	40,510,984.00	10,216,880.41	9,487,304.72	10,192,005.81	10,063,893.06	40,510,984.00	10,216,880.41	9,487,304.72	10,192,005.81	10,063,893.06	40,510,984.00	0.00	0.00	0.00	0.00
Retirement and Life Insurance Premiums		35,941,000.00	4,569,984.00	40,510,984.00	40,510,984.00	0.00	40,510,984.00	10,216,880.41	9,487,304.72	10,192,005.81	10,063,893.06	40,510,984.00	10,216,880.41	9,487,304.72	10,192,005.81	10,063,893.06	40,510,984.00	0.00	0.00	0.00	0.00
C. SPECIAL PURPOSE FUNDS		0.00	16,882,176.00	16,882,176.00	0.00	16,882,176.00	0.00	1,947,240.39	12,485,925.68	2,449,009.93	16,882,176.00	0.00	1,947,240.39	12,485,925.68	2,449,009.93	16,882,176.00	0.00	0.00	0.00	0.00	
Pension and Gratuity Fund		0.00	16,882,176.00	16,882,176.00	0.00	16,882,176.00	0.00	1,947,240.39	12,485,925.68	2,449,009.93	16,882,176.00	0.00	1,947,240.39	12,485,925.68	2,449,009.93	16,882,176.00	0.00	0.00	0.00	0.00	
Other Personnel Benefits	5010400000	0.00	16,882,176.00	16,882,176.00	0.00	16,882,176.00	0.00	1,947,240.39	12,485,925.68	2,449,009.93	16,882,176.00	0.00	1,947,240.39	12,485,925.68	2,449,009.93	16,882,176.00	0.00	0.00	0.00	0.00	
Terminal Leave Benefits		0.00	16,882,176.00	16,882,176.00	0.00	16,882,176.00	0.00	1,947,240.39	12,485,925.68	2,449,009.93	16,882,176.00	0.00	1,947,240.39	12,485,925.68	2,449,009.93	16,882,176.00	0.00	0.00	0.00	0.00	
Terminal Leave Benefits - Civilian	5010403001	0.00	16,882,176.00	16,882,176.00	0.00	16,882,176.00	0.00	1,947,240.39	12,485,925.68	2,449,009.93	16,882,176.00	0.00	1,947,240.39	12,485,925.68	2,449,009.93	16,882,176.00	0.00	0.00	0.00	0.00	
GRAND TOTAL		35,941,000.00	21,452,160.00	57,393,160.00	57,393,160.00	0.00	57,393,160.00	15,548,780.28	178,041,372.52	193,814,582.48	247,800,831.91	778,265,843.10	154,371,687.61	177,447,328.68	182,977,568.20	238,970,891.75	783,787,472.64	130,467,338.00	3,888,880.81	10,570,127.85	858,842.90

Prepared by:

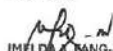
Certified Correct:

Certified Correct:


Noted by:


Recommending Approval:


Approved:


IMELDA B. GALINATO
 Admin. Officer III
 Date: January 25, 2024


ESTRELLITA M. DACLAN
 SAC - Budget Office
 Date: January 25, 2024


IMELDA B. GALINATO
 Chief Accountant
 Date: January 25, 2024


ANDRES ARNO W. LAMPACAN
 Chief Administrative Officer - Finance
 Date: January 25, 2024


ALLAN C. SACPA
 VP For Administration and Finance
 Date: January 25, 2024


EMPE SALANG COMILA
 University President
 Date: January 25, 2024