


STATEMENT OF APPROVED BUDGET, UTILIZATIONS, DISBURSEMENTS AND BALANCES
(For Off-Budgetary Funds)
As at the Quarter Ending December 31, 2023

Department : State Universities and Colleges (SUCs)
 Agency/Entity : Benguet State University
 Operating Unit : < not applicable >
 Organization Code (UACS) : 08 017 0000000
 Fund Cluster : 05 - Internally Generated Funds
 (e.g. UACS Fund Cluster: 05-Internally Generated Funds and 06-Business Related Funds)


Particulars	UACS CODE	Approved Budget			Utilizations					Disbursements					Balances		
		Approved Budgeted Revenue	Adjustments (Reductions)	Adjusted Budgeted Revenue	1st Quarter Ending March 31	2nd Quarter Ending June 30	3rd Quarter Ending September 30	4th Quarter Ending December 31	Total	1st Quarter Ending March 31	2nd Quarter Ending June 30	3rd Quarter Ending September 30	4th Quarter Ending December 31	Total	Unutilized Budget	Unpaid Obligations (10-15)=(17+18)	
																Due and Demandable	Not Yet Due and Demandable
1	2	3	4	5=[(3+(-4))]	6	7	8	9	10=(6+7+8+9)	11	12	13	14	15=(11+12+13+14)	16=(5-10)	17	18
General Administration and Support	1000000000000000	186,950,478.17	0.00	186,950,478.17	27,595,301.15	31,378,507.06	25,980,795.06	42,463,577.16	127,418,180.43	22,049,838.51	30,085,666.34	21,088,235.42	30,791,856.97	104,015,597.24	59,532,297.74	0.00	23,402,583.19
General Management and Supervision	100000100001000	186,950,478.17	0.00	186,950,478.17	27,595,301.15	31,378,507.06	25,980,795.06	42,463,577.16	127,418,180.43	22,049,838.51	30,085,666.34	21,088,235.42	30,791,856.97	104,015,597.24	59,532,297.74	0.00	23,402,583.19
PS		3,272,000.00	0.00	3,272,000.00	54,000.00	621,961.82	150,393.00	264,191.00	1,090,545.82	54,000.00	437,727.82	150,393.00	246,191.00	888,311.82	2,181,454.18	0.00	202,234.00
MOOE		167,373,900.10	0.00	167,373,900.10	27,116,071.15	30,160,329.46	25,247,402.06	41,094,456.86	123,618,259.53	21,926,088.51	29,292,458.52	19,758,626.64	29,822,665.97	100,799,839.64	43,755,640.57	0.00	22,818,419.89
CO		16,304,578.07	0.00	16,304,578.07	425,230.00	596,215.78	583,000.00	1,104,929.30	2,709,375.08	69,750.00	355,480.00	1,179,215.78	723,000.00	2,327,445.78	13,595,202.99	0.00	381,929.30
Sub-Total, General Administration and Support		186,950,478.17	0.00	186,950,478.17	27,595,301.15	31,378,507.06	25,980,795.06	42,463,577.16	127,418,180.43	22,049,838.51	30,085,666.34	21,088,235.42	30,791,856.97	104,015,597.24	59,532,297.74	0.00	23,402,583.19
PS		3,272,000.00	0.00	3,272,000.00	54,000.00	621,961.82	150,393.00	264,191.00	1,090,545.82	54,000.00	437,727.82	150,393.00	246,191.00	888,311.82	2,181,454.18	0.00	202,234.00
MOOE		167,373,900.10	0.00	167,373,900.10	27,116,071.15	30,160,329.46	25,247,402.06	41,094,456.86	123,618,259.53	21,926,088.51	29,292,458.52	19,758,626.64	29,822,665.97	100,799,839.64	43,755,640.57	0.00	22,818,419.89
FinEx (if Applicable)		0.00	0.00	0.00	0.00	0.00	0.00	0.00	0.00	0.00	0.00	0.00	0.00	0.00	0.00	0.00	0.00
CO		16,304,578.07	0.00	16,304,578.07	425,230.00	596,215.78	583,000.00	1,104,929.30	2,709,375.08	69,750.00	355,480.00	1,179,215.78	723,000.00	2,327,445.78	13,595,202.99	0.00	381,929.30
Support to Operations	2000000000000000	14,473,632.29	0.00	14,473,632.29	272,246.67	2,228,430.50	2,778,064.33	3,184,964.28	8,463,705.78	220,357.07	611,273.43	2,499,790.33	2,499,590.60	5,831,011.43	6,009,926.51	0.00	2,632,694.35
Auxiliary Services	200000100001000	14,473,632.29	0.00	14,473,632.29	272,246.67	2,228,430.50	2,778,064.33	3,184,964.28	8,463,705.78	220,357.07	611,273.43	2,499,790.33	2,499,590.60	5,831,011.43	6,009,926.51	0.00	2,632,694.35
MOOE		13,140,818.02	0.00	13,140,818.02	272,246.67	2,228,430.50	2,628,064.33	3,184,964.28	8,313,705.78	220,357.07	611,273.43	2,499,790.33	2,349,590.60	5,681,011.43	4,827,112.24	0.00	2,632,694.35
CO		1,332,814.27	0.00	1,332,814.27	0.00	0.00	150,000.00	0.00	150,000.00	0.00	0.00	0.00	150,000.00	150,000.00	1,182,814.27	0.00	0.00
Sub-Total, Support to Operations		14,473,632.29	0.00	14,473,632.29	272,246.67	2,228,430.50	2,778,064.33	3,184,964.28	8,463,705.78	220,357.07	611,273.43	2,499,790.33	2,499,590.60	5,831,011.43	6,009,926.51	0.00	2,632,694.35
PS		0.00	0.00	0.00	0.00	0.00	0.00	0.00	0.00	0.00	0.00	0.00	0.00	0.00	0.00	0.00	0.00
MOOE		13,140,818.02	0.00	13,140,818.02	272,246.67	2,228,430.50	2,628,064.33	3,184,964.28	8,313,705.78	220,357.07	611,273.43	2,499,790.33	2,349,590.60	5,681,011.43	4,827,112.24	0.00	2,632,694.35
FinEx (if Applicable)		0.00	0.00	0.00	0.00	0.00	0.00	0.00	0.00	0.00	0.00	0.00	0.00	0.00	0.00	0.00	0.00
CO		1,332,814.27	0.00	1,332,814.27	0.00	0.00	150,000.00	0.00	150,000.00	0.00	0.00	0.00	150,000.00	150,000.00	1,182,814.27	0.00	0.00
Operations	3000000000000000	207,626,165.80	0.00	207,626,165.80	27,917,640.64	38,804,397.72	28,525,045.77	60,436,192.09	155,683,276.22	23,584,742.89	32,868,818.43	27,149,574.09	48,606,625.48	132,209,760.89	51,942,889.58	0.00	23,473,515.33
OO : Relevant and quality tertiary education ensured to achieve inclusive growth and access of poor but deserving students to quality tertiary education increased	3100000000000000	163,119,460.96	0.00	163,119,460.96	23,875,590.88	33,075,682.26	22,389,385.39	49,376,397.23	128,717,055.76	19,893,516.23	27,741,586.87	22,282,741.71	44,333,577.04	114,251,421.85	34,402,405.20	0.00	14,465,633.91
HIGHER EDUCATION PROGRAM	3101000000000000	163,119,460.96	0.00	163,119,460.96	23,875,590.88	33,075,682.26	22,389,385.39	49,376,397.23	128,717,055.76	19,893,516.23	27,741,586.87	22,282,741.71	44,333,577.04	114,251,421.85	34,402,405.20	0.00	14,465,633.91
Provision of Higher Education Services	310100100002000	163,119,460.96	0.00	163,119,460.96	23,875,590.88	33,075,682.26	22,389,385.39	49,376,397.23	128,717,055.76	19,893,516.23	27,741,586.87	22,282,741.71	44,333,577.04	114,251,421.85	34,402,405.20	0.00	14,465,633.91
PS		2,348,742.50	0.00	2,348,742.50	367,000.00	619,551.61	131,738.53	1,065,259.16	2,183,549.30	367,000.00	489,048.21	238,735.00	622,016.36	1,716,799.57	165,193.20	0.00	466,749.73
MOOE		144,504,100.99	0.00	144,504,100.99	23,143,590.88	31,685,657.65	19,185,926.86	45,670,678.07	119,885,853.46	19,526,516.23	26,878,138.66	21,819,027.41	40,086,740.68	108,310,422.98	24,818,247.53	0.00	11,375,430.48
CO		16,266,617.47	0.00	16,266,617.47	365,000.00	770,473.00	3,071,720.00	2,640,460.00	6,847,653.00	0.00	374,400.00	224,979.30	3,624,820.00	4,224,199.30	9,418,964.47	0.00	2,623,453.70


Particulars	UACS CODE	Approved Budget			Utilizations					Disbursements					Balances		
		Approved Budgeted Revenue	Adjustments (Reductions)	Adjusted Budgeted Revenue	1st Quarter Ending March 31	2nd Quarter Ending June 30	3rd Quarter Ending September 30	4th Quarter Ending December 31	Total	1st Quarter Ending March 31	2nd Quarter Ending June 30	3rd Quarter Ending September 30	4th Quarter Ending December 31	Total	Unutilized Budget	Unpaid Obligations (10-15)=(17+18)	
																Due and Demandable	Not Yet Due and Demandable
1	2	3	4	5=[(3+(-)4)]	6	7	8	9	10=(6+7+8+9)	11	12	13	14	15=(11+12+13+14)	16=(5-10)	17	18
OO : Higher education research improved to promote economic productivity and innovation	3200000000000000	37,630,384.84	0.00	37,630,384.84	3,908,024.96	4,415,526.61	5,001,579.40	10,368,123.82	23,693,254.59	3,557,201.86	3,811,419.91	3,735,374.20	4,130,576.33	15,234,572.30	13,937,130.25	0.00	8,458,682.29
ADVANCED EDUCATION PROGRAM	3201000000000000	13,102,175.36	0.00	13,102,175.36	611,492.07	387,323.02	1,049,351.73	5,018,838.22	7,067,005.04	577,892.07	274,973.02	912,139.63	424,934.45	2,189,939.17	6,035,170.32	0.00	4,877,065.87
Provision of Advanced Education Services	3201001000010000	13,102,175.36	0.00	13,102,175.36	611,492.07	387,323.02	1,049,351.73	5,018,838.22	7,067,005.04	577,892.07	274,973.02	912,139.63	424,934.45	2,189,939.17	6,035,170.32	0.00	4,877,065.87
PS		1,200,000.00	0.00	1,200,000.00	340,697.85	0.00	440,249.58	28,458.38	807,405.81	340,697.85	0.00	440,249.58	28,458.38	807,405.81	392,594.19	0.00	0.00
MOOE		7,710,637.48	0.00	7,710,637.48	270,794.22	387,323.02	609,102.15	1,806,233.15	3,073,452.54	237,194.22	274,973.02	471,890.05	398,476.07	1,382,533.36	4,637,184.94	0.00	1,690,919.18
CO		4,191,537.88	0.00	4,191,537.88	0.00	0.00	0.00	3,186,146.69	3,186,146.69	0.00	0.00	0.00	0.00	0.00	1,005,391.19	0.00	3,186,146.69
RESEARCH PROGRAM	3202000000000000	24,528,209.48	0.00	24,528,209.48	3,296,532.89	4,028,203.59	3,952,227.67	5,349,285.40	16,626,249.55	2,979,309.79	3,536,446.89	2,823,234.57	3,705,641.88	13,044,833.13	7,901,959.93	0.00	3,581,616.42
Conduct of Research Services	3202001000010000	24,528,209.48	0.00	24,528,209.48	3,296,532.89	4,028,203.59	3,952,227.67	5,349,285.40	16,626,249.55	2,979,309.79	3,536,446.89	2,823,234.57	3,705,641.88	13,044,833.13	7,901,959.93	0.00	3,581,616.42
MOOE		22,467,929.48	0.00	22,467,929.48	3,296,532.89	3,731,848.59	3,872,227.67	4,809,587.18	15,710,196.33	2,979,309.79	3,240,091.89	2,823,234.57	3,625,641.88	12,668,278.13	6,757,733.15	0.00	3,041,918.20
CO		2,060,280.00	0.00	2,060,280.00	0.00	296,355.00	80,000.00	539,698.22	916,053.22	0.00	296,355.00	0.00	80,000.00	376,355.00	1,144,226.78	0.00	539,698.22
OO : Community engagement increased	3300000000000000	6,876,320.00	0.00	6,876,320.00	134,024.80	1,313,188.85	1,134,080.98	691,671.24	3,272,965.87	134,024.80	1,315,811.65	1,131,458.18	142,472.11	2,723,766.74	3,603,354.13	0.00	549,199.13
TECHNICAL ADVISORY EXTENSION PROGRAM	3301000000000000	6,876,320.00	0.00	6,876,320.00	134,024.80	1,313,188.85	1,134,080.98	691,671.24	3,272,965.87	134,024.80	1,315,811.65	1,131,458.18	142,472.11	2,723,766.74	3,603,354.13	0.00	549,199.13
Provision of Extension Services	3301001000010000	6,876,320.00	0.00	6,876,320.00	134,024.80	1,313,188.85	1,134,080.98	691,671.24	3,272,965.87	134,024.80	1,315,811.65	1,131,458.18	142,472.11	2,723,766.74	3,603,354.13	0.00	549,199.13
MOOE		6,576,320.00	0.00	6,576,320.00	134,024.80	1,313,188.85	1,134,080.98	691,671.24	3,272,965.87	134,024.80	1,315,811.65	1,131,458.18	142,472.11	2,723,766.74	3,303,354.13	0.00	549,199.13
CO		300,000.00	0.00	300,000.00	0.00	0.00	0.00	0.00	0.00	0.00	0.00	0.00	0.00	0.00	300,000.00	0.00	0.00
Sub-Total, Operations		207,626,165.80	0.00	207,626,165.80	27,917,640.64	38,804,397.72	28,525,045.77	60,436,192.09	155,683,276.22	23,584,742.89	32,868,818.43	27,149,574.09	48,606,625.48	132,209,760.89	51,942,889.58	0.00	23,473,515.33
PS		3,548,742.50	0.00	3,548,742.50	707,697.85	619,551.61	571,988.11	1,091,717.54	2,990,955.11	707,697.85	489,048.21	678,984.58	648,474.74	2,524,205.38	557,787.39	0.00	466,749.73
MOOE		181,258,987.95	0.00	181,258,987.95	26,844,942.79	37,118,018.11	24,801,337.66	52,978,169.64	141,742,468.20	22,877,045.04	31,709,015.22	26,245,610.21	44,253,330.74	125,085,001.21	39,516,519.75	0.00	16,657,466.99
FinEx (if Applicable)		0.00	0.00	0.00	0.00	0.00	0.00	0.00	0.00	0.00	0.00	0.00	0.00	0.00	0.00	0.00	0.00
CO		22,818,435.35	0.00	22,818,435.35	365,000.00	1,066,828.00	3,151,720.00	6,366,304.91	10,949,852.91	0.00	670,755.00	224,979.30	3,704,820.00	4,600,554.30	11,868,582.44	0.00	6,349,288.61
GRAND TOTAL		409,050,276.26	0.00	409,050,276.26	55,785,188.46	72,411,335.28	57,283,905.16	106,084,733.53	291,565,162.43	45,854,938.47	63,565,758.20	50,737,599.84	81,898,073.05	242,056,369.56	117,485,113.83	0.00	49,508,792.87
PS		6,820,742.50	0.00	6,820,742.50	761,697.85	1,241,513.43	722,381.11	1,355,908.54	4,081,500.93	761,697.85	926,776.03	629,377.58	894,665.74	3,412,517.20	2,739,241.57	0.00	666,983.73
MOOE		361,773,706.07	0.00	361,773,706.07	54,233,260.61	69,506,778.07	52,676,804.05	97,257,590.78	273,674,433.51	45,023,490.62	61,612,747.17	48,504,027.18	76,425,587.31	231,565,852.28	88,099,272.56	0.00	42,108,581.23
FinEx (if Applicable)		0.00	0.00	0.00	0.00	0.00	0.00	0.00	0.00	0.00	0.00	0.00	0.00	0.00	0.00	0.00	0.00
CO		40,455,827.69	0.00	40,455,827.69	790,230.00	1,663,043.78	3,884,720.00	7,471,234.21	13,809,227.99	69,750.00	1,026,235.00	1,404,195.08	4,577,820.00	7,078,000.08	26,646,599.70	0.00	6,731,227.91

Prepared by:



SHEILA MARY V. BASQUIAL
 Administrative Officer IV
 Date:


Certified Correct:


ESTRELLITA M. DACLAN
 Supervising Administrative Officer, Budget Office
 Date:


IMELDA B. GALINATO
 Chief Accountant
 Date:

Recommending Approval:


ANDRES ARNOLD W. LAMPACAN
 Chief Administrative Officer, Finance
 Date:


ALLAN C. SACPA
 Vice President for Admin and Finance
 Date:

Approved:


FELIPE SALAING COMILA
 President
 Date: