

FY 2023 FINANCIAL PLAN
(In Thousand Pesos)

Department : State Universities and Colleges (SUCs)
 Agency : Benguet State University
 Operating Unit : < not applicable >
 Organization Code (UACS) : 08 017 0000000

Particulars	UACS CODE	Current Year's Obligation			Budget Year Obligation Program										
		Actual Jan.1 - Sept.30	Estimate Oct.1 - Dec.31	Total	Total	COMPREHENSIVE RELEASE					FOR LATER RELEASE				
						Q1	Q2	Q3	Q4	Sub Total	Q1	Q2	Q3	Q4	Sub Total
1	2	3	4	5=3+4	6=11+16	7	8	9	10	11=7+8+9+10	12	13	14	15	16=12+13+14+15
I. Budget Year / Appropriations		409,095	153,103	462,796	841,290	226,516	157,655	184,824	203,874	841,290	0	0	0	0	0
General Administration and Support	1000000000000000	79,402	17,073	17,073	245,498	54,004	68,772	63,321	59,401	245,498	0	0	0	0	0
General Management and Supervision	100000100001000	79,402	17,073	17,073	245,498	54,004	68,772	63,321	59,401	245,498	0	0	0	0	0
PS		35,346	11,710	47,056	54,532	10,906	16,359	10,908	16,359	54,532	0	0	0	0	0
MOOE		38,488	2,863	41,151	46,869	7,030	16,404	16,404	7,031	46,869	0	0	0	0	0
Administration of Personnel Benefits	100000100002000	5,568	2,700	8,268	144,097	36,068	36,009	36,009	36,011	144,097	0	0	0	0	0
PS		5,568	2,700	8,268	144,097	36,068	36,009	36,009	36,011	144,097	0	0	0	0	0
Support to Operations	200000000000000	24,413	9,801	34,214	42,072	8,084	12,950	9,407	11,631	42,072	0	0	0	0	0
Auxiliary Services	200000100001000	24,413	9,801	34,214	42,072	8,084	12,950	9,407	11,631	42,072	0	0	0	0	0
PS		23,923	8,967	32,890	35,476	7,095	10,642	7,097	10,642	35,476	0	0	0	0	0
MOOE		490	834	1,324	6,596	989	2,308	2,310	989	6,596	0	0	0	0	0
Operations	300000000000000	277,468	117,143	394,611	517,779	155,446	135,367	103,108	123,858	517,779	0	0	0	0	0
OO : Relevant and quality tertiary education ensured to achieve inclusive growth and access of poor but deserving students to quality tertiary education increased	310000000000000	277,468	117,143	394,611	448,928	86,595	135,367	103,108	123,858	448,928	0	0	0	0	0
HIGHER EDUCATION PROGRAM	310100000000000	234,197	84,116	318,313	380,950	70,461	107,513	81,125	101,851	360,950	0	0	0	0	0
Provision of Higher Education Services	310100100002000	234,197	84,116	318,313	335,950	65,461	102,513	72,375	95,601	335,950	0	0	0	0	0
PS		215,542	74,770	290,312	301,377	60,275	90,413	60,275	90,414	301,377	0	0	0	0	0
MOOE		18,655	9,346	28,001	34,573	5,186	12,100	12,100	5,187	34,573	0	0	0	0	0
Project(s)		0	0	0	93,851	73,851	5,000	8,750	6,250	25,000	0	0	0	0	0
Locally-Funded Project(s)		0	0	0	93,851	73,851	5,000	8,750	6,250	93,851	0	0	0	0	0
MOOE		0	0	0	68,851	68,851	0	0	0	68,851	0	0	0	0	0
Construction of Nursing Building (formerly the Medical and Allied Sciences Building) BSU La Trinidad Campus	310100200017000	0	0	0	25,000	5,000	5,000	8,750	6,250	25,000	0	0	0	0	0
CO		0	0	0	25,000	5,000	5,000	8,750	6,250	25,000	0	0	0	0	0
OO : Community engagement increased	330000000000000	2,097	783	2,880	4,355	720	1,456	1,321	858	4,355	0	0	0	0	0
TECHNICAL ADVISORY EXTENSION PROGRAM	330100000000000	2,097	783	2,880	4,355	720	1,456	1,321	858	4,355	0	0	0	0	0
Provision of Extension Services	330100100001000	2,097	783	2,880	4,355	720	1,456	1,321	858	4,355	0	0	0	0	0
PS		880	342	1,222	1,350	270	405	270	405	1,350	0	0	0	0	0
MOOE		1,217	441	1,658	3,005	450	1,051	1,051	453	3,005	0	0	0	0	0

This report was generated using the Unified Reporting System on November 10, 2022 11:52 AM; BED Level: 01 - Agency Submission (NEP); Status : SUBMITTED

NOTE: Corrected copy

Highlighted rows (GASS and STO) are moved above OPERATIONS, while MOOE under Locally Funded Project was added as it was inadvertently missed.


Department : State Universities and Colleges (SUCs)
 Agency : Benguet State University
 Operating Unit : < not applicable >
 Organization Code (UACS) : 08 017 0000000

Particulars	UACS CODE	Current Year's Obligation			Budget Year Obligation Program										
		Actual Jan.1 - Sept.30	Estimate Oct.1 - Dec.31	Total 5=3+4	Total 6=11+16	COMPREHENSIVE RELEASE					FOR LATER RELEASE				
						Q1	Q2	Q3	Q4	Sub Total 11=7+8+9+10	Q1	Q2	Q3	Q4	Sub Total 16=12+13+14+15
1	2	3	4	5=3+4	6=11+16	7	8	9	10	11=7+8+9+10	12	13	14	15	16=12+13+14+15
OO : Higher education research improved to promote economic productivity and innovation	3200000000000000	40,627	30,561	71,188	80,269	14,823	25,313	19,752	20,381	80,269	0	0	0	0	0
RESEARCH PROGRAM	3202000000000000	40,627	30,561	71,188	80,269	14,823	25,313	19,752	20,381	80,269	0	0	0	0	0
Conduct of Research Services	3202001000010000	40,627	30,561	71,188	80,269	14,823	25,313	19,752	20,381	80,269	0	0	0	0	0
PS		31,765	22,127	53,892	55,618	11,124	16,886	11,125	16,683	55,618	0	0	0	0	0
MOOE		8,862	8,434	17,296	24,651	3,699	8,627	8,627	3,698	24,651	0	0	0	0	0
Operations	3000000000000000	547	1,683	2,230	3,354	591	1,085	910	768	3,354	0	0	0	0	0
OO : Higher education research improved to promote economic productivity and innovation	3200000000000000	547	1,683	2,230	3,354	591	1,085	910	768	3,354	0	0	0	0	0
ADVANCED EDUCATION PROGRAM	3201000000000000	547	1,683	2,230	3,354	591	1,085	910	768	3,354	0	0	0	0	0
Provision of Advanced Education Services	3201001000010000	547	1,683	2,230	3,354	591	1,085	910	768	3,354	0	0	0	0	0
PS		183	1,557	1,740	1,768	353	530	355	530	1,768	0	0	0	0	0
MOOE		364	126	490	1,586	238	555	555	238	1,586	0	0	0	0	0
II. Automatic Appropriations		27,812	9,086	36,898	35,941	8,982	8,987	8,988	8,984	35,941	0	0	0	0	0
Retirement and Life Insurance Premiums		27,812	9,086	36,898	35,941	8,982	8,987	8,988	8,984	35,941	0	0	0	0	0
General Administration and Support	1000000000000000	3,373	904	4,277	4,447	1,111	1,112	1,112	1,112	4,447	0	0	0	0	0
General Management and Supervision	1000001000010000	3,373	904	4,277	4,447	1,111	1,112	1,112	1,112	4,447	0	0	0	0	0
PS		3,373	904	4,277	4,447	1,111	1,112	1,112	1,112	4,447	0	0	0	0	0
Operations	3000000000000000	22,068	7,322	29,390	28,250	7,061	7,063	7,064	7,062	28,250	0	0	0	0	0
OO : Relevant and quality tertiary education ensured to achieve inclusive growth and access of poor but deserving students to quality tertiary education increased	3100000000000000	18,822	6,265	25,087	24,106	6,026	6,026	6,027	6,027	24,106	0	0	0	0	0
HIGHER EDUCATION PROGRAM	3101000000000000	18,822	6,265	25,087	24,106	6,026	6,026	6,027	6,027	24,106	0	0	0	0	0
Provision of Higher Education Services	3101001000020000	18,822	6,265	25,087	24,106	6,026	6,026	6,027	6,027	24,106	0	0	0	0	0
PS		18,822	6,265	25,087	24,106	6,026	6,026	6,027	6,027	24,106	0	0	0	0	0
OO : Community engagement increased	3300000000000000	80	27	107	110	27	28	28	27	110	0	0	0	0	0
TECHNICAL ADVISORY EXTENSION PROGRAM	3301000000000000	80	27	107	110	27	28	28	27	110	0	0	0	0	0
Provision of Extension Services	3301001000010000	80	27	107	110	27	28	28	27	110	0	0	0	0	0
PS		80	27	107	110	27	28	28	27	110	0	0	0	0	0
OO : Higher education research improved to promote economic productivity and innovation	3200000000000000	3,166	1,030	4,196	4,034	1,008	1,009	1,009	1,008	4,034	0	0	0	0	0
RESEARCH PROGRAM	3202000000000000	3,166	1,030	4,196	4,034	1,008	1,009	1,009	1,008	4,034	0	0	0	0	0
Conduct of Research Services	3202001000010000	3,166	1,030	4,196	4,034	1,008	1,009	1,009	1,008	4,034	0	0	0	0	0
PS		3,166	1,030	4,196	4,034	1,008	1,009	1,009	1,008	4,034	0	0	0	0	0


Department : State Universities and Colleges (SUCs)
 Agency : Benguet State University
 Operating Unit : < not applicable >
 Organization Code (UACS) : 08 017 0000000

Particulars	UACS CODE	Current Year's Obligation			Budget Year Obligation Program										
		Actual Jan.1 - Sept.30	Estimate Oct.1 - Dec.31	Total 5=3+4	Total 6=11+16	COMPREHENSIVE RELEASE					FOR LATER RELEASE				
						Q1	Q2	Q3	Q4	Sub Total 11=7+8+9+10	Q1	Q2	Q3	Q4	Sub Total 16=12+13+14+15
1	2	3	4	5=3+4	6=11+16	7	8	9	10	11=7+8+9+10	12	13	14	15	16=12+13+14+15
Support to Operations	2000000000000000	2,355	855	3,210	3,222	805	806	806	805	3,222	0	0	0	0	0
Auxiliary Services	200000100001000	2,355	855	3,210	3,222	805	806	806	805	3,222	0	0	0	0	0
PS		2,355	855	3,210	3,222	805	806	806	805	3,222	0	0	0	0	0
Operations	3000000000000000	16	5	21	22	5	6	6	5	22	0	0	0	0	0
CO : Higher education research improved to promote economic productivity and innovation	3200000000000000	16	5	21	22	5	6	6	5	22	0	0	0	0	0
ADVANCED EDUCATION PROGRAM	3201000000000000	16	5	21	22	5	6	6	5	22	0	0	0	0	0
Provision of Advanced Education Services	320100100001000	16	5	21	22	5	6	6	5	22	0	0	0	0	0
PS		16	5	21	22	5	6	6	5	22	0	0	0	0	0
TOTAL, Current Year Budget / Appropriations		409,094	153,103	562,197	772,439	157,665	226,076	184,824	203,674	772,439	0	0	0	0	0
CO		0	0	0	25,000	5,000	5,000	8,750	6,250	25,000	0	0	0	0	0
PS		341,020	131,259	472,279	630,159	135,073	180,031	135,027	180,028	630,159	0	0	0	0	0
MOOE		68,074	21,844	89,918	117,280	17,592	41,045	41,047	17,596	117,280	0	0	0	0	0
Recapitulation by Program		299,551	124,470	424,021	477,200	93,661	142,436	110,178	130,925	477,200	0	0	0	0	0
HIGHER EDUCATION PROGRAM	3101000000000000	253,018	90,381	343,399	385,056	76,487	113,539	87,152	107,878	385,056	0	0	0	0	0
ADVANCED EDUCATION PROGRAM	3201000000000000	563	1,688	2,251	3,376	596	1,091	916	773	3,376	0	0	0	0	0
RESEARCH PROGRAM	3202000000000000	43,793	31,591	75,384	84,303	15,831	26,322	20,761	21,389	84,303	0	0	0	0	0
TECHNICAL ADVISORY EXTENSION PROGRAM	3301000000000000	2,177	810	2,987	4,465	747	1,484	1,349	885	4,465	0	0	0	0	0


Prepared By/Certified correct:


 ESTRELLITA M. DACLAN
 Supervising Administrative Officer, Budget Office
 Date: November 10, 2022


In coordination with/Certified correct


 IMELDA B. GALINATO
 Supervising Administrative Officer, Budget Office
 Date: November 10, 2022

Recommending Approval


 ALLAN C. SACPA
 VP for Administration and Finance
 Date: November 10, 2022

Approved By


 FERRITE SALANG COMILA
 President
 Date: November 10, 2022

NOTE: Corrected copy

Highlighted rows (GASS and STO) are moved above OPERATIONS, while MOOE under Locally Funded Project was added as it was inadvertently missed.

FY 2023 FINANCIAL PLAN
(In Thousand Pesos)

Department : State Universities and Colleges (SUCs)
 Agency : Benguet State University
 Operating Unit : < not applicable >
 Organization Code (UACS) : 08 017 0000000

Particulars	UACS CODE	Current Year's Obligation			Budget Year Obligation Program										
		Actual Jan.1 - Sept.30	Estimate Oct.1 - Dec.31	Total 5=3+4	Total 6=11+16	COMPREHENSIVE RELEASE					FOR LATER RELEASE				
						Q1	Q2	Q3	Q4	Sub Total 11=7+8+9+10	Q1	Q2	Q3	Q4	Sub Total 16=12+13+14+15
1	2	3	4	5=3+4	6=11+16	7	8	9	10	11=7+8+9+10	12	13	14	15	16=12+13+14+15
I. Budget Year / Appropriations		381,283	144,017	525,300	736,498	148,683	217,089	175,835	194,890	736,498	0	0	0	0	0
General Administration and Support	1000000000000000	35,346	11,710	47,056	54,532	10,906	16,359	10,908	16,359	54,532	0	0	0	0	0
General Management and Supervision	100000100001000	35,346	11,710	47,056	54,532	10,906	16,359	10,908	16,359	54,532	0	0	0	0	0
PS		35,346	11,710	47,056	54,532	10,906	16,359	10,908	16,359	54,532	0	0	0	0	0
Operations	3000000000000000	276,921	115,460	392,381	445,574	86,004	134,282	102,198	123,090	445,574	0	0	0	0	0
OO : Relevant and quality tertiary education ensured to achieve inclusive growth and access of poor but deserving students to quality tertiary education increased	3100000000000000	234,197	84,116	318,313	360,950	70,461	107,513	81,125	101,851	360,950	0	0	0	0	0
HIGHER EDUCATION PROGRAM	3101000000000000	234,197	84,116	318,313	360,950	70,461	107,513	81,125	101,851	360,950	0	0	0	0	0
Provision of Higher Education Services	310100100002000	234,197	84,116	318,313	335,950	65,461	102,513	72,375	95,601	335,950	0	0	0	0	0
PS		215,542	74,770	290,312	301,377	60,275	90,413	60,275	90,414	301,377	0	0	0	0	0
MOOE		18,655	9,346	28,001	34,573	5,186	12,100	12,100	5,187	34,573	0	0	0	0	0
Project(s)		0	0	0	25,000	5,000	5,000	8,750	6,250	25,000	0	0	0	0	0
Locally-Funded Project(s)		0	0	0	25,000	5,000	5,000	8,750	6,250	25,000	0	0	0	0	0
Construction of Nursing Building (formerly the Medical and Allied Sciences Building) BSU La Trinidad Campus	310100200017000	0	0	0	25,000	5,000	5,000	8,750	6,250	25,000	0	0	0	0	0
CO		0	0	0	25,000	5,000	5,000	8,750	6,250	25,000	0	0	0	0	0
OO : Community engagement increased	3300000000000000	2,097	783	2,880	4,355	720	1,456	1,321	858	4,355	0	0	0	0	0
TECHNICAL ADVISORY EXTENSION PROGRAM	3301000000000000	2,097	783	2,880	4,355	720	1,456	1,321	858	4,355	0	0	0	0	0
Provision of Extension Services	330100100001000	2,097	783	2,880	4,355	720	1,456	1,321	858	4,355	0	0	0	0	0
PS		880	342	1,222	1,350	270	405	270	405	1,350	0	0	0	0	0
MOOE		1,217	441	1,658	3,005	450	1,051	1,051	453	3,005	0	0	0	0	0
OO : Higher education research improved to promote economic productivity and innovation	3200000000000000	40,627	30,561	71,188	80,269	14,823	25,313	19,752	20,381	80,269	0	0	0	0	0
RESEARCH PROGRAM	3202000000000000	40,627	30,561	71,188	80,269	14,823	25,313	19,752	20,381	80,269	0	0	0	0	0
Conduct of Research Services	320200100001000	40,627	30,561	71,188	80,269	14,823	25,313	19,752	20,381	80,269	0	0	0	0	0
PS		31,765	22,127	53,892	55,618	11,124	16,686	11,125	16,683	55,618	0	0	0	0	0
MOOE		8,862	8,434	17,296	24,651	3,699	8,627	8,627	3,698	24,651	0	0	0	0	0
General Administration and Support	1000000000000000	44,056	5,363	49,419	190,966	43,098	52,413	52,413	43,042	190,966	0	0	0	0	0
General Management and Supervision	100000100001000	38,488	2,663	41,151	46,869	7,030	16,404	16,404	7,031	46,869	0	0	0	0	0
MOOE		38,488	2,663	41,151	46,869	7,030	16,404	16,404	7,031	46,869	0	0	0	0	0

Department : State Universities and Colleges (SUCs)
 Agency : Benguet State University
 Operating Unit : < not applicable >
 Organization Code (UACS) : 08 017 0000000

Particulars	UACS CODE	Current Year's Obligation			Budget Year Obligation Program										
		Actual Jan.1 - Sept.30	Estimate Oct.1 - Dec.31	Total	Total	COMPREHENSIVE RELEASE					FOR LATER RELEASE				
		3	4	5=3+4	6=11+16	Q1	Q2	Q3	Q4	Sub Total	Q1	Q2	Q3	Q4	Sub Total
1	2				7	8	9	10	11=7+8+9+10	12	13	14	15	16=12+13+14+15	
Administration of Personnel Benefits	100000100002000	5,568	2,700	8,268	144,097	36,068	36,009	36,009	36,011	144,097	0	0	0	0	0
PS		5,568	2,700	8,268	144,097	36,068	36,009	36,009	36,011	144,097	0	0	0	0	0
Support to Operations	2000000000000000	24,413	9,801	34,214	42,072	8,084	12,950	9,407	11,631	42,072	0	0	0	0	0
Auxiliary Services	200000100001000	24,413	9,801	34,214	42,072	8,084	12,950	9,407	11,631	42,072	0	0	0	0	0
PS		23,923	8,967	32,890	35,476	7,095	10,642	7,097	10,642	35,476	0	0	0	0	0
MOOE		490	834	1,324	6,596	989	2,308	2,310	989	6,596	0	0	0	0	0
Operations	3000000000000000	547	1,683	2,230	3,354	591	1,085	910	768	3,354	0	0	0	0	0
OO : Higher education research improved to promote economic productivity and innovation	3200000000000000	547	1,683	2,230	3,354	591	1,085	910	768	3,354	0	0	0	0	0
ADVANCED EDUCATION PROGRAM	3201000000000000	547	1,683	2,230	3,354	591	1,085	910	768	3,354	0	0	0	0	0
Provision of Advanced Education Services	320100100001000	547	1,683	2,230	3,354	591	1,085	910	768	3,354	0	0	0	0	0
PS		183	1,557	1,740	1,768	353	530	355	530	1,768	0	0	0	0	0
MOOE		364	126	490	1,586	238	555	555	238	1,586	0	0	0	0	0
II. Automatic Appropriations		27,812	9,086	36,898	35,941	8,982	8,987	8,988	8,984	35,941	0	0	0	0	0
Retirement and Life Insurance Premiums		27,812	9,086	36,898	35,941	8,982	8,987	8,988	8,984	35,941	0	0	0	0	0
General Administration and Support	1000000000000000	3,373	904	4,277	4,447	1,111	1,112	1,112	1,112	4,447	0	0	0	0	0
General Management and Supervision	100000100001000	3,373	904	4,277	4,447	1,111	1,112	1,112	1,112	4,447	0	0	0	0	0
PS		3,373	904	4,277	4,447	1,111	1,112	1,112	1,112	4,447	0	0	0	0	0
Operations	3000000000000000	22,068	7,322	29,390	28,250	7,061	7,063	7,064	7,062	28,250	0	0	0	0	0
OO : Relevant and quality tertiary education ensured to achieve inclusive growth and access of poor but deserving students to quality tertiary education increased	3100000000000000	18,822	6,265	25,087	24,106	6,026	6,026	6,027	6,027	24,106	0	0	0	0	0
HIGHER EDUCATION PROGRAM	3101000000000000	18,822	6,265	25,087	24,106	6,026	6,026	6,027	6,027	24,106	0	0	0	0	0
Provision of Higher Education Services	310100100002000	18,822	6,265	25,087	24,106	6,026	6,026	6,027	6,027	24,106	0	0	0	0	0
PS		18,822	6,265	25,087	24,106	6,026	6,026	6,027	6,027	24,106	0	0	0	0	0
OO : Community engagement increased	3300000000000000	80	27	107	110	27	28	28	27	110	0	0	0	0	0
TECHNICAL ADVISORY EXTENSION PROGRAM	3301000000000000	80	27	107	110	27	28	28	27	110	0	0	0	0	0
Provision of Extension Services	330100100001000	80	27	107	110	27	28	28	27	110	0	0	0	0	0
PS		80	27	107	110	27	28	28	27	110	0	0	0	0	0
OO : Higher education research improved to promote economic productivity and innovation	3200000000000000	3,166	1,030	4,196	4,034	1,008	1,009	1,009	1,008	4,034	0	0	0	0	0
RESEARCH PROGRAM	3202000000000000	3,166	1,030	4,196	4,034	1,008	1,009	1,009	1,008	4,034	0	0	0	0	0
Conduct of Research Services	320200100001000	3,166	1,030	4,196	4,034	1,008	1,009	1,009	1,008	4,034	0	0	0	0	0
PS		3,166	1,030	4,196	4,034	1,008	1,009	1,009	1,008	4,034	0	0	0	0	0

Department : State Universities and Colleges (SUCs)
 Agency : Benguet State University
 Operating Unit : < not applicable >
 Organization Code (UACS) : 08 017 000000

Particulars	UACS CODE	Current Year's Obligation			Budget Year Obligation Program										
		Actual Jan.1 - Sept.30	Estimate Oct.1 - Dec.31	Total	Total	COMPREHENSIVE RELEASE					FOR LATER RELEASE				
						Q1	Q2	Q3	Q4	Sub Total	Q1	Q2	Q3	Q4	Sub Total
1	2	3	4	5=3+4	6=11+16	7	8	9	10	11=7+8+9+10	12	13	14	15	16=12+13+14+15
Support to Operations	2000000000000000	2,355	855	3,210	3,222	805	806	806	805	3,222	0	0	0	0	0
Auxiliary Services	200000100001000	2,355	855	3,210	3,222	805	806	806	805	3,222	0	0	0	0	0
PS		2,355	855	3,210	3,222	805	806	806	805	3,222	0	0	0	0	0
Operations	3000000000000000	16	5	21	22	5	6	6	5	22	0	0	0	0	0
OO : Higher education research improved to promote economic productivity and innovation	3200000000000000	16	5	21	22	5	6	6	5	22	0	0	0	0	0
ADVANCED EDUCATION PROGRAM	3201000000000000	16	5	21	22	5	6	6	5	22	0	0	0	0	0
Provision of Advanced Education Services	320100100001000	16	5	21	22	5	6	6	5	22	0	0	0	0	0
PS		16	5	21	22	5	6	6	5	22	0	0	0	0	0
TOTAL, Current Year Budget / Appropriations		409,094	153,103	562,197	772,439	157,865	226,076	184,824	203,874	772,439	0	0	0	0	0
CO		0	0	0	25,000	5,000	5,000	8,750	6,250	25,000	0	0	0	0	0
PS		341,020	131,259	472,279	630,159	135,073	180,031	135,027	180,028	630,159	0	0	0	0	0
MOOE		68,074	21,844	89,918	117,280	17,592	41,045	41,047	17,596	117,280	0	0	0	0	0
Recapitulation by Program		299,551	124,470	424,021	477,200	93,661	142,436	110,178	130,925	477,200	0	0	0	0	0
HIGHER EDUCATION PROGRAM	3101000000000000	253,018	90,381	343,399	385,056	76,487	113,539	87,152	107,878	385,056	0	0	0	0	0
ADVANCED EDUCATION PROGRAM	3201000000000000	563	1,888	2,251	3,376	596	1,091	916	773	3,376	0	0	0	0	0
RESEARCH PROGRAM	3202000000000000	43,793	31,591	75,384	84,303	15,831	26,322	20,761	21,389	84,303	0	0	0	0	0
TECHNICAL ADVISORY EXTENSION PROGRAM	3301000000000000	2,177	810	2,987	4,465	747	1,484	1,349	885	4,465	0	0	0	0	0

Prepared By/Certified correct:

ESTRELLITA M. DACLAN
 Supervising Administrative Officer, Budget Office
 Date: November 10, 2022

In coordination with/Certified correct

IMELDA B. GALINATO
 Supervising Administrative Officer, Budget Office
 Date: November 10, 2022

Recommending Approval

ALLAN C. SACPA
 VP for Administration and Finance
 Date: November 10, 2022

Approved By:

LIFE SALANG COMILA
 President
 Date: November 10, 2022

NOTE for technical errors: Highlighted rows (General Administration MOOE, Administration of Personnel (PS), Support to Operations - Auxiliary Services) were mixed in between Operations in this generated copy while in usual reports GASS and STO are separated before Operations.