

STATEMENT OF APPROPRIATION, ALLOTMENTS, OBLIGATIONS, DISBURSEMENT ANB BALANCES
As of JUNE 30, 2024

FAR No. 1-Ab

Department: SUC's
Agency: BENQUET STATE UNIVERSITY
Operating Unit:
Organization Code (UACS): 000170000006
Funding Source Code (as Clustered):0110101/01101406/01104102/01102101/01101407

Current Year Appropriation
Supplemental Appropriation
Continuing Appropriation

PARTICULARS	UACS CODE	Authorized Appropriation	Adjustment (Realignment)	Adjusted Appropriation	Allotments Received	Adjustment (Realign-ment)	Trans-fer to	Trans-fer From	Adjusted total Allotment	Obligations				Total	Disbursements				Unreleased Appropriation	Unobligated Allotment	Unpaid Obligations	
										1st Quarter	2nd Quarter	3rd Quarter	4th Quarter		1st Quarter	2nd Quarter	3rd Quarter	4th Quarter			Due and Demandable	Not Yet Due and Demandable
	2		4	5	6		7	8	9	10	11	13	14	15	16	17	18	19	20	21=(9-14)	22	23
GENERAL ADMINISTRATION AND SUPPORT SERVICES																						
PERSONNEL SERVICES																						
Basic Salary - Civilian	50101010 01	35,188,000.00	(2,893,376.54)	32,294,623.46	32,294,623.46				32,294,623.46	10,856,346.07	11,076,253.58		21,932,599.65	10,856,346.07	11,076,253.58			21,932,599.65		10,362,029.81		
Casual & Contractual	50101020 00	1,943,000.00		1,943,000.00	1,943,000.00				1,943,000.00		17,586.00		17,586.00		17,586.00			17,586.00		1,825,414.00		
PERA - Civilian	50102010 01	2,328,000.00		2,328,000.00	2,328,000.00				2,328,000.00	652,954.55	671,181.81		1,324,136.36	652,954.55	671,181.81			1,324,136.36		1,003,863.64		
Representation Allowance (RA)	50102020 00	342,000.00		342,000.00	342,000.00				342,000.00	81,500.00	97,500.00		179,000.00	81,500.00	97,500.00			179,000.00		163,000.00		
Transportation Allowance	50102030 01	342,000.00		342,000.00	342,000.00				342,000.00	81,500.00	97,500.00		179,000.00	81,500.00	97,500.00			179,000.00		163,000.00		
Clothing/Uniform Allowance -	50102040 01	582,000.00	209,000.00	791,000.00	791,000.00				791,000.00	735,000.00	56,000.00		791,000.00	735,000.00	56,000.00			791,000.00				
Honorarium- Civilian	50102100 01	3,369,000.00	(2,000,000.00)	1,369,000.00	1,369,000.00				1,369,000.00											1,369,000.00		
Overtime Pay	50102130 01		3,714,085.11	3,714,085.11	3,714,085.11				3,714,085.11	1,428,375.76	2,285,709.35		3,714,085.11	1,428,375.76	2,285,709.35			3,714,085.11				
Night-shift Differential Pay	50102130 02		70,000.00	70,000.00	70,000.00				70,000.00	17,429.09	52,570.91		69,999.99	17,429.09	52,570.91			69,999.99		27,908.19		
Year End Bonus	50102140 00	2,947,000.00		2,947,000.00	2,947,000.00				2,947,000.00		17,803.80		17,803.80		17,803.80			17,803.80		2,929,196.20	7,900.00	
Cash Gift - Civilian	50102150 01	485,000.00		485,000.00	485,000.00				485,000.00		3,000.00		3,000.00		3,000.00			3,000.00		482,000.00		
Productivity Enhancement	50102090 12	485,000.00		485,000.00	485,000.00				485,000.00											485,000.00		
Mid-Year Bonus	50102090 06	2,947,000.00	745,423.00	3,692,423.00	3,692,423.00				3,692,423.00		3,692,423.00		3,692,423.00		3,692,423.00			3,692,423.00				
Pay-IBIS - Civilian	50103020 01	116,000.00	5,600.00	121,600.00	121,600.00				121,600.00	54,800.00	66,800.00		121,600.00	54,800.00	66,800.00			121,600.00		121,600.00		
PhilHealth - Civilian	50103030 01	765,000.00		765,000.00	765,000.00				765,000.00	355,969.20	269,759.10		625,728.30	355,969.20	269,759.10			625,728.30		243,271.70		
ECIP - Civilian	50103040 01	116,000.00		116,000.00	116,000.00				116,000.00	21,800.00	33,690.32		55,490.32	21,800.00	33,690.32			55,490.32		60,309.68		
Terminal Leave Benefits -	50104030 01	8,476,000.00		8,476,000.00	13,414,782.00				13,414,782.00	1,295,048.00	3,704,509.02		4,999,557.02	1,295,048.00	3,608,965.02			4,904,033.02		8,415,224.58	95,524.00	
Lump-sum for Filing of	50104090 07	165,476,000.00		165,476,000.00	19,838,254.00				19,838,254.00										#####	19,838,254.00		
Lump-sum for Step Increments	50104090 10	88,000.00		88,000.00	88,000.00				88,000.00										#####	88,000.00		
Length of Service	50104090 10	88,000.00		88,000.00	88,000.00				88,000.00										#####	88,000.00		
Loyalty Award Incentive	50104090 08	115,000.00	149,262.43	264,262.43	264,262.43				264,262.43	80,000.00	149,262.43		229,262.43	80,000.00	149,262.43			229,262.43		35,000.00		
SUB-TOTAL WITHOUT RLIP		226,130,000.00		60,654,000.00	85,431,036.00				85,431,036.00	16,560,722.67	22,259,841.13		37,820,563.80	16,560,722.67	22,167,317.13			37,718,039.80	#####	47,610,472.20	102,524.00	
Automatic Appropriation																						
Employ. Comp. ins. Prem.-RLIP	50103010 00	4,244,000.00		4,244,000.00	4,244,000.00				4,244,000.00	1,342,884.93	1,337,226.03		2,680,110.96	1,342,884.93	1,337,226.03			2,680,110.96		1,663,889.04		
Subtotal		230,374,000.00		64,898,000.00	89,675,036.00				89,675,036.00	16,903,607.60	23,597,067.16		40,500,674.76	16,903,607.60	23,484,543.16			40,396,150.76	#####	49,174,361.24	102,524.00	
TOTAL PS		230,374,000.00		64,898,000.00	89,675,036.00				89,675,036.00	16,903,607.60	23,597,067.16		40,500,674.76	16,903,607.60	23,484,543.16			40,396,150.76	#####	49,174,361.24	102,524.00	
MAINTENANCE AND OTHER OPERATING EXPENSES																						
Traveling Expenses - Local	50201010 00	3,301,000.00	(1,221,746.89)	2,079,253.11	2,079,253.11				2,079,253.11	791,966.72	1,287,284.29		2,079,253.11	791,966.72	947,941.61			1,739,910.33		339,342.68		
Traveling Expenses - Foreign	50201020 00																					
Training Expenses	50202010 00	2,612,000.00	446,808.58	3,058,808.58	3,058,808.58				3,058,808.58	2,417,048.58	641,760.00		3,058,808.58	2,139,848.58	571,760.00			2,711,608.58		347,200.00		
Office Supplies Expenses	50203010 00	1,718,000.00		1,718,000.00	1,718,000.00				1,718,000.00	760,947.60	476,572.64		1,237,519.64	759,589.00	293,626.64			1,053,214.64		480,480.36	184,305.00	
Accountable Forms Expenses	50203020 00	1,171,000.00	(443,660.00)	727,440.00	727,440.00				727,440.00	268,800.00	458,640.00		727,440.00	268,800.00				268,800.00		458,640.00		
Fuel, Oil and Lubricants	50203090 00	1,171,000.00		1,171,000.00	1,171,000.00				1,171,000.00	141,279.78	99,960.50		241,240.28	141,279.78	99,960.50			241,240.28		329,759.72		
Agricultural and Marine	50203100 00		107,130.00	107,130.00	107,130.00				107,130.00	107,130.00			107,130.00	107,130.00				107,130.00				
Textbooks and Instructional Materials Expenses	50203110 01	115,000.00		115,000.00	115,000.00				115,000.00		115,000.00		115,000.00		115,000.00			115,000.00				
Semi-expendable Machinery	50203210 00	268,000.00	181,903.29	449,903.29	449,903.29				449,903.29		449,903.29		449,903.29		304,756.56			304,756.56		145,146.73		
Semi-expendable - Furniture	50203220 00	268,000.00		268,000.00	268,000.00				268,000.00	15,790.00	12,800.00		28,590.00		12,800.00			12,800.00		239,410.00	15,790.00	
Other Supplies and Materials	50203990 00	2,423,000.00	1,077,000.00	3,500,000.00	3,500,000.00				3,500,000.00	1,506,246.00	1,498,405.00		3,004,651.00	1,506,246.00	234,985.00			1,741,233.00		495,347.00	1,263,420.00	
Water Expenses	50204010 00	69,000.00	(56,440.00)	12,560.00	12,560.00				12,560.00											12,560.00		
Electricity Expenses	50204020 00	3,600,000.00	197,767.94	3,797,767.94	3,797,767.94				3,797,767.94	2,311,558.86	1,486,209.08		3,797,767.94	2,311,558.86	1,486,209.08			3,797,767.94				
Postage and Courier Services	50205010 00	66,000.00	75,226.00	141,226.00	141,226.00				141,226.00	141,226.00			141,226.00	141,226.00				141,226.00				
Mobile	50205020 01	177,000.00	159,386.00	336,386.00	336,386.00				336,386.00	336,386.00			336,386.00	336,386.00				336,386.00		7,680.00		
Landline	50205020 02	177,000.00		177,000.00	177,000.00				177,000.00	59,292.81	97,559.83		155,852.64	59,292.81	97,559.83			155,852.64		21,147.36		
Internet Subscription Expenses	50205030 00	2,080,000.00		2,080,000.00	2,080,000.00				2,080,000.00	59,246.07	342,151.66		400,397.73	59,246.07	342,151.66			400,397.73		1,679,602.27		
Cable, Satellite, Telegraph &	50205040 00	116,000.00	(75,226.00)	42,774.00	42,774.00				42,774.00											42,774.00		
Extraordinary and	50210030 00	180,000.00		180,000.00	180,000.00				180,000.00	16,500.00	99,000.00		115,500.00	16,500.00	82,500.00			99,000.00		64,500.00	16,500.00	
Auditing Services	50211020 00	500,000.00		500,000.00	500,000.00				500,000.00	56,146.80	240,754.20		296,901.00	56,146.80	15,174.20			73,321.00		201,099.00	225,580.00	
Other Professional Services	50211990 00	2,103,000.00	168,000.00																			

STATEMENT OF APPROPRIATION, ALLOTMENTS, OBLIGATIONS, DISBURSEMENT AND BALANCES
As of JUNE 30, 2024

FAR No. 1-Ab

Department: SUC's
Agency: BENGUET STATE UNIVERSITY
Operating Unit:
Organization Code (UACS): 09017000000
Funding Source Code (as Clustered): 01101101/01101406/01104102/01102101/01101407

Current Year Appropriation
Supplemental Appropriation
Continuing Appropriation

PARTICULARS	UACS CODE	Authorized Appropriation	Adjustment (Realignment)	Adjusted Appropriation	Allotments Received	Adjustment (Realignment)	Transfer to	Transfer From	Adjusted total Allotment	Obligations				Disbursements				Unreleased Appropriation	Unobligated Allotment	Unpaid Obligations			
										1st Quarter	2nd Quarter	3rd Quarter	4th Quarter	Total	1ST Quarter	2nd Quarter	3rd Quarter			4th Quarter	Total	Due and Demandable	Not Yet Due and Demandable
	2		4	5	6		7	8	9	10	11		12	14	15	16	17	18	19	20	21=(9-14)	22	23
TOTAL MOOE		47,713,000.00	-	47,713,000.00	47,713,000.00	-	-	-	47,713,000.00	14,102,134.24	12,219,164.94	-	-	26,321,299.18	13,615,680.57	6,663,591.04	-	-	20,479,271.61	-	21,391,700.82	5,842,027.57	-
CAPITAL OUTLAY																							
MOTOR VEHICLE	50604060 00	800,000.00		800,000.00	800,000.00				800,000.00		867,500.00			867,500.00									667,500.00
Subtotal		800,000.00		800,000.00	800,000.00				800,000.00		867,500.00			867,500.00									667,500.00
TOTAL CO		800,000.00		800,000.00	800,000.00				800,000.00		867,500.00			867,500.00									667,500.00
TOTAL GASS		278,887,000.00		113,411,000.00	138,188,036.00				138,188,036.00	31,005,741.84	36,483,732.10			67,489,473.94	30,510,288.17	30,358,134.20			60,877,422.37	#####	70,698,562.06	5,844,551.57	
SUPPORT TO OPERATIONS																							
PERSONNEL SERVICES																							
Basic Salary - Civilian	50101010 01	28,204,000.00	(162,000.00)	28,042,000.00	28,042,000.00				28,042,000.00	6,523,393.18	6,571,963.97			13,095,357.15	6,523,393.18	6,571,963.97			13,095,357.15			14,946,642.85	
Casual & Contractual	50101020 00																						
PERA - Civilian	50102010 01	1,536,000.00		1,536,000.00	1,536,000.00				1,536,000.00	353,636.36	362,881.08			716,517.44	353,636.36	362,881.08			716,517.44			819,462.56	
Representation Allowance (RA)	50102020 00		76,000.00	76,000.00	76,000.00				76,000.00	17,000.00	12,000.00			29,000.00	17,000.00	12,000.00			29,000.00			40,000.00	
Transportation Allowance	50102030 01		78,000.00	78,000.00	78,000.00				78,000.00	17,000.00	12,000.00			29,000.00	17,000.00	12,000.00			29,000.00			40,000.00	
Clothing/Uniform Allowance -	50102040 01	384,000.00	1,000.00	385,000.00	385,000.00				385,000.00	385,000.00				385,000.00	385,000.00				385,000.00				
Subsistence Allowance	50102050 03	66,000.00		66,000.00	66,000.00				66,000.00	15,250.00	19,650.00			34,900.00	15,250.00	19,650.00			34,900.00			31,100.00	
Laundry Allowance	50102060 04	9,000.00		9,000.00	9,000.00				9,000.00	2,079.54	2,679.56			4,759.10	2,079.54	2,679.56			4,759.10			4,240.90	
HP - Magna Carta Benefits for Public Health Workers under	50102110 05	667,000.00		667,000.00	667,000.00				667,000.00	180,366.60	242,766.85			423,133.45	180,366.60	242,766.85			423,133.45			243,864.55	
Year End Bonus	50102140 00	2,350,000.00		2,350,000.00	2,350,000.00				2,350,000.00													2,350,000.00	
Cash Gift - Civilian	50102150 01	320,000.00		320,000.00	320,000.00				320,000.00													320,000.00	
Productivity Enhancement	50102990 12	320,000.00		320,000.00	320,000.00				320,000.00													320,000.00	
	50102990 14																						
Mid-Year Bonus	50102990 26	2,350,000.00		2,350,000.00	2,350,000.00				2,350,000.00		2,033,679.00			2,033,679.00		2,033,679.00			2,033,679.00			316,321.00	
Pay-IBIG - Civilian	50103020 01	77,000.00		77,000.00	77,000.00				77,000.00	29,900.00	36,400.00			66,300.00	29,900.00	36,400.00			66,300.00			10,700.00	
PhilHealth - Civilian	50103030 01	627,000.00		627,000.00	627,000.00				627,000.00	166,291.64	159,964.70			326,276.34	166,291.64	159,964.70			326,276.34			300,723.66	149.75
ECIP - Civilian	50103040 01	77,000.00		77,000.00	77,000.00				77,000.00	12,200.00	18,300.00			30,500.00	12,200.00	18,300.00			30,500.00			46,500.00	
Lump-sum for Step Increments Length of Service	50104990 10	71,000.00		71,000.00	71,000.00				71,000.00													71,000.00	
Loyalty Award Incentive	50104990 38	40,000.00	5,000.00	45,000.00	45,000.00				45,000.00	45,000.00				45,000.00	45,000.00				45,000.00				
SUB-TOTAL WITHOUT RLIP		37,098,000.00	-	37,098,000.00	37,098,000.00				37,098,000.00	7,747,117.32	9,472,307.16			17,219,424.48	7,747,117.32	9,472,157.41			17,219,274.73			19,878,575.52	149.75
Automatic Appropriation																							
Employ. Comp. Ins. Prem.-RLIP	50103010 00	3,385,000.00		3,385,000.00	3,385,000.00				3,385,000.00	793,338.08	768,705.78			1,563,044.86	793,338.08	768,705.78			1,563,044.86			1,821,955.14	
Subtotal		40,483,000.00		40,483,000.00	40,483,000.00				40,483,000.00	40,483,000.00	10,242,012.94			18,782,469.34	8,540,456.40	10,241,863.19			18,782,319.59			21,700,530.66	149.75
TOTAL PS		40,483,000.00		40,483,000.00	40,483,000.00				40,483,000.00	40,483,000.00	10,242,012.94			18,782,469.34	8,540,456.40	10,241,863.19			18,782,319.59			21,700,530.66	149.75
MAINTENANCE AND OTHER OPERATING EXPENSES																							
Traveling Expenses - Local	50201010 00	573,000.00	(572,205.00)	795.00	795.00				795.00		795.00			795.00								795.00	
Traveling Expenses - Foreign	50201020 00																						
Training Expenses	50202010 00	44,000.00		44,000.00	44,000.00				44,000.00													44,000.00	
Scholarship Grants/Expenses	50202020 00																						
Survey, Research, Exploration	5020701000																						
Office Supplies Expenses	50203010 00	605,000.00		605,000.00	605,000.00				605,000.00	49,500.00	167,313.72			206,813.72	49,500.00	121,489.72			180,989.72			398,186.26	25,824.00
Accountable Forms Expenses	50203020 00	234,000.00		234,000.00	234,000.00				234,000.00													234,000.00	
Medical, Dental and Laboratory	50203080 00	227,000.00		227,000.00	227,000.00				227,000.00	90,290.00				90,290.00	90,290.00				90,290.00			136,710.00	
Fuel, Oil and Lubricants	50203090 00	245,000.00		245,000.00	245,000.00				245,000.00													245,000.00	
Agricultural and Marine	50203100 00																						
Textbooks and Instructional	50203110 01	380,000.00	373,641.00	763,641.00	763,641.00				763,641.00	753,641.00				753,641.00	753,641.00				753,641.00				
Semi-expendable Machinery	50203210 00	54,000.00		54,000.00	54,000.00				54,000.00		22,770.00			22,770.00								31,230.00	22,770.00
Semi-expendable - Furniture	50203220 00	54,000.00		54,000.00	54,000.00				54,000.00		6,800.00			6,800.00		6,800.00			6,800.00			47,200.00	
Other Supplies and Materials	50203990 00	1,568,000.00		1,568,000.00	1,568,000.00				1,568,000.00	950.00	103,120.00			104,070.00	950.00	82,370.00			53,320.00			1,483,930.00	80,750.00
Water Expenses	50204010 00	70,000.00		70,000.00	70,000.00				70,000.00													70,000.00	
Electricity Expenses	50204020 00	275,000.00		275,000.00	275,000.00				275,000.00													275,000.00	
Postage and Courier Services	50205010 00	11,000.00		11,000.00	11,000.00				11,000.00													11,000.00	
Mobile	50205020 01	59,000.00		59,000.00	59,000.00				59,000.00													59,000.00	
Landline	50205020 02	59,000.00		59,000.00	59,000.00				59,000.00													59,000.00	
Cable, Satellite, Telegraph &	50205040 00	25,000.00		25,000.00	25,000.00				25,000.00														

STATEMENT OF APPROPRIATION, ALLOTMENTS, OBLIGATIONS, DISBURSEMENT AND BALANCES
As of JUNE 30, 2024

FAR No. 1-Ab

Department: SUC's
Agency: BENGUET STATE UNIVERSITY
Operating Unit:
Organization Code (UACS): 09017000000
Funding Source Code (as Clustered): 01101101/01101406/01104102/01102101/01101407

Current Year Appropriation
Supplemental Appropriation
Continuing Appropriation

PARTICULARS	UACS CODE	Authorized Appropriation	Adjustment (Realignment)	Adjusted Appropriation	Allotments Received	Adjustment (Reassignment)	Transfer to	Transfer From	Adjusted total Allotment	Obligations				Disbursements				Unreleased Appropriation	Unobligated Allotment	Unpaid Obligations			
										1st Quarter	2nd Quarter	3rd Quarter	4th Quarter	Total	1ST Quarter	2nd Quarter	3rd Quarter			4th Quarter	Total	Due and Demandable	Not Yet Due and Demandable
	2		4	5	6		7	8	9	10	11	13	14	15	16	17	18	19	20	21=(9-14)	22	23	
ADVANCED EDUCATION SERVICES																							
PERSONNEL SERVICES																							
Basic Salary - Civilian	50101010 01	186,000.00		186,000.00	186,000.00				186,000.00	-	-	-	-	-	-	-	-	-	-	186,000.00	-	-	
PERA - Civilian	50102010 01	24,000.00		24,000.00	24,000.00				24,000.00	-	-	-	-	-	-	-	-	-	-	24,000.00	-	-	
Clothing/Uniform Allowance -	50102040 01	6,000.00		6,000.00	6,000.00				6,000.00	-	-	-	-	-	-	-	-	-	-	6,000.00	-	-	
Honorarium - Civilian	50102100 01	1,506,000.00		1,506,000.00	1,506,000.00				1,506,000.00	-	-	-	-	-	-	-	-	-	-	1,506,000.00	-	-	
Year End Bonus	50102140 00	15,000.00		15,000.00	15,000.00				15,000.00	-	-	-	-	-	-	-	-	-	-	15,000.00	-	-	
Cash Gift - Civilian	50102150 01	5,000.00		5,000.00	5,000.00				5,000.00	-	-	-	-	-	-	-	-	-	-	5,000.00	-	-	
Productivity Enhancement	50102990 12	5,000.00		5,000.00	5,000.00				5,000.00	-	-	-	-	-	-	-	-	-	-	5,000.00	-	-	
Mid-Year Bonus	50102990 36	15,000.00		15,000.00	15,000.00				15,000.00	-	-	-	-	-	-	-	-	-	-	15,000.00	-	-	
Pay-IBIG - Civilian	50103020 01	1,000.00		1,000.00	1,000.00				1,000.00	-	-	-	-	-	-	-	-	-	-	1,000.00	-	-	
PhilHealth - Civilian	50103030 01	4,000.00		4,000.00	4,000.00				4,000.00	-	-	-	-	-	-	-	-	-	-	4,000.00	-	-	
ECIP - Civilian	50103040 01	1,000.00		1,000.00	1,000.00				1,000.00	-	-	-	-	-	-	-	-	-	-	1,000.00	-	-	
SUB-TOTAL WITHOUT RLIP		1,768,000.00		1,768,000.00	1,768,000.00				1,768,000.00											1,768,000.00			
Automatic Appropriation																							
Employ. Comp. Ins. Prem.-RLIP	50103010 00	22,000.00		22,000.00	22,000.00				22,000.00												22,000.00		
Subtotal					1,790,000.00				1,790,000.00												1,790,000.00		
TOTAL PS		1,790,000.00		1,790,000.00	1,790,000.00				1,790,000.00												1,790,000.00		
MAINTENANCE AND OTHER OPERATING EXPENSES																							
Traveling Expenses - Local	50201010 00	162,000.00		162,000.00	162,000.00				162,000.00												162,000.00		
Office Supplies Expenses	50203010 00	234,000.00		234,000.00	234,000.00				234,000.00	8,601.00	8,612.00		17,213.00	8,601.00				8,601.00			216,787.00	6,612.00	
Accountable Forms Expenses	50203020 00	116,000.00		116,000.00	116,000.00				116,000.00												116,000.00		
Fuel, Oil and Lubricants	50203090 00	234,000.00		234,000.00	234,000.00				234,000.00												234,000.00		
Semi-expendable Machinery	50203210 00																						
Other Supplies and Materials	50203990 00	192,000.00		192,000.00	192,000.00				192,000.00		11,964.00		11,964.00								(11,964.00)	11,964.00	
Postage and Courier Services	50205010 00	11,000.00		11,000.00	11,000.00				11,000.00												11,000.00		
Mobile	50205020 01	30,000.00		30,000.00	30,000.00				30,000.00												30,000.00		
Landline	50205020 02	30,000.00		30,000.00	30,000.00				30,000.00												30,000.00		
Cable, Satellite, Telegraph & Repairs and Maintenance - Buildings and Other Structures	50205040 00	11,000.00		11,000.00	11,000.00				11,000.00												11,000.00		
Repairs and Maintenance - Machinery and Equipment	50213050 00	270,000.00		270,000.00	270,000.00				270,000.00														
Advertising Expenses	50299010 00	56,000.00		56,000.00	56,000.00				56,000.00												56,000.00		
Printing and Publication	50299020 00	116,000.00		116,000.00	116,000.00				116,000.00												116,000.00		
Representation Expenses	50299030 00	20,000.00		20,000.00	20,000.00				20,000.00												20,000.00		
Rent-Motor Vehicle	50299050 03																						
Membership Dues and Contributions to Organizations	50299060 00																						
Library and Other Reading	50299070 00																						
Other Maintenance and Other Miscellaneous	50299990 00																						
Other MOOE for SPORTS AND CULTURE DEVT	50299990 99	133,000.00		133,000.00	133,000.00				133,000.00														
TOTAL MOOE		1,615,000.00		1,615,000.00	1,615,000.00				1,615,000.00	8,601.00	20,576.00		29,177.00	8,601.00				8,601.00			1,182,823.00	20,576.00	
TOTAL ADVANCED EDUCATION SERVICES		3,405,000.00		3,405,000.00	3,405,000.00				3,405,000.00	8,601.00	20,576.00		29,177.00	8,601.00				8,601.00			2,972,823.00	20,576.00	
TRINIDAD CAMPUS																							
PERSONNEL SERVICES																							
Basic Salary - Civilian	50101010 01	191,195,000.00	(5,041,971.81)	186,153,028.19	186,153,028.19				186,153,028.19	48,233,762.02	58,014,995.41		106,248,757.43	48,233,762.02	58,014,995.41			106,248,757.43		79,904,270.76			
Casual & Contractual	50101020 00	1,632,000.00	23,996,663.81	25,628,663.81	25,628,663.81				25,628,663.81	10,314,972.22	15,213,891.59		25,628,663.81	10,314,972.22	14,880,351.30			25,628,663.81		433,340.29			
PERA - Civilian	50102010 01	6,646,000.00		6,646,000.00	6,646,000.00				6,646,000.00	1,772,394.89	1,981,028.67		3,733,423.56	1,772,394.89	1,961,028.67			3,733,423.56		2,914,676.44			
Representation Allowance (RA)	50102020 00		180,000.00	180,000.00	180,000.00				180,000.00	74,000.00	90,500.00		184,500.00	74,000.00	82,000.00			184,500.00		15,500.00	8,500.00		
Transportation Allowance	50102030 01		180,000.00	180,000.00	180,000.00				180,000.00	74,000.00	90,500.00		184,500.00	74,000.00	82,000.00			184,500.00		15,500.00	8,500.00		
Clothing/Uniform Allowance -	50102040 01	1,862,000.00	263,000.00	1,925,000.00	1,925,000.00				1,925,000.00	1,925,000.00			1,925,000.00	1,925,000.00				1,925,000.00					
Honorarium - Civilian	50102100 01	45,160,000.00	(20,110,000.00)	25,070,000.00	25,070,000.00				25,070,000.00	23,195.30	10,530,708.83		10,553,941.13	23,195.20	10,530,708.83			10,553,941.13		14,516,096.87			
Year End Bonus	50102140 00	15,936,000.00		15,936,000.00	15,936,000.00				15,936,000.00												15,936,000.00		
Cash Gift - Civilian	50102150 01	1,385,000.00		1,385,000.00	1,385,000.00				1,385,000.00		2,500.00		2,500.00		2,500.00			2,500.00		1,385,500.00			
Productivity Enhancement	50102990 12	1,385,000.00		1,385,000.00	1,385,000.00				1,385,000.00						2,500.00			2,500.00		1,385,000.00			
Mid-Year Bonus	50102990 36	15,936,000.00	422,306.00	16,358,306.00	16,358,306.00				16,358,306.00				16,358,306.00		16,358,306.00			16,358,306.00					
Pay-IBIG - Civilian	50103020 01	325,000.00		325,000.00	325,000.00				325,000.00				324,400.00		324,400.00			324,400.00		600.00			
PhilHealth - Civilian	50103030 01	4,087,000.00		4,087,000.00	4,087,000.00				4,087,000.00	1,136,682.06	1,228,713.89		2,365,395.95	1,136,682.06	1,209,168.68			2,365,395.95		1,721,604.85	10,645.21		
ECIP - Civilian	50103040 01	331,000.00		331,000.00	331,000.00				331,000.00	59,100.00	89,400.00		148,500.00	59,100.00	89,400.00			148,500.00		182,500.00			
Lump-sum for Step Increments																							
Length of Service	50104990 10	530,000.00		530,000.00	530,000.00				530,000.00												530,000.00		
Loyalty Award Incentive	50104990 38	320,000.00	110,000.00	430,000.00	430,																		

STATEMENT OF APPROPRIATION, ALLOTMENTS, OBLIGATIONS, DISBURSEMENT AND BALANCES
As of JUNE 30, 2024

FAR No. 1-Ab

Department: SUC's
Agency: BENGUET STATE UNIVERSITY
Operating Unit:
Organization Code (UACS): 08017000000
Funding Source Code (as Clustered):01101101/01101406/01104102/01102101/01101407

Current Year Appropriation
Supplemental Appropriation
Continuing Appropriation

PARTICULARS	UACS CODE	Authorized Appropriation	Adjustment (Realignment)	Adjusted Appropriation	Allotments Received	Adjustment (Realignment)	Transfer to	Transfer From	Adjusted total Allotment	Obligations				Disbursements				Unreleased Appropriation	Unobligated Allotment	Unpaid Obligations			
										1st Quarter	2nd Quarter	3rd Quarter	4th Quarter	Total	1st Quarter	2nd Quarter	3rd Quarter			4th Quarter	Total	Due and Demandable	Not Yet Due and Demandable
	2		4	5	6		7	8	9	10	11	13	14	15	16	17	18	19	20	21=(9-14)	22	23	
Automatic Appropriation																							
Employ. Comp. Ins. Prem.-RLIF	50163010 00	22,944,000.00	-	22,944,000.00	22,944,000.00	-	-	-	22,944,000.00	5,803,506.53	6,272,827.10	-	-	12,076,333.63	5,803,506.53	6,272,827.10	-	-	12,076,333.63	-	10,867,666.37	-	
Subtotal		309,496,000.00	-	309,496,000.00	309,496,000.00	-	-	-	309,496,000.00	69,993,613.02	110,130,573.49	-	-	180,124,187.51	69,993,613.02	109,660,687.99	-	-	179,654,301.01	-	129,371,813.49	469,885.50	
TOTAL PS		309,496,000.00	-	309,496,000.00	309,496,000.00	-	-	-	309,496,000.00	69,993,613.02	110,130,573.49	-	-	180,124,187.51	69,993,613.02	109,660,687.99	-	-	179,654,301.01	-	129,371,812.49	469,885.50	
MAINTENANCE AND OTHER OPERATING EXPENSES																							
Traveling Expenses - Local	50201010 00	5,804,000.00	(2,497,497.91)	3,306,502.09	3,306,502.09	-	-	-	3,306,502.09	785,852.85	1,252,324.94	-	-	2,038,177.79	761,215.64	1,220,689.38	-	-	1,981,905.22	-	1,268,324.30	56,272.57	
Traveling Expenses - Foreign	50201020 00	-	-	-	-	-	-	-	-	-	-	-	-	-	-	-	-	-	-	-	-	-	
Training Expenses	50202010 00	2,163,000.00	(1,000,000.00)	1,163,000.00	1,163,000.00	-	-	-	1,163,000.00	526,295.16	250,120.00	-	-	776,415.16	236,344.82	212,736.00	-	-	449,082.82	-	386,594.82	327,332.36	
Scholarship Grants/Expenses	50202020 00	800,000.00	-	800,000.00	800,000.00	-	-	-	800,000.00	40,342.00	24,000.00	-	-	64,342.00	40,342.00	24,000.00	-	-	64,342.00	-	735,650.00	-	
Office Supplies Expenses	50203010 00	1,892,000.00	-	1,892,000.00	1,892,000.00	-	-	-	1,892,000.00	728,564.18	797,629.64	-	-	1,526,193.82	704,285.08	457,135.64	-	-	1,161,420.72	-	365,806.18	364,773.10	
Accountable Forms Expenses	50203020 00	225,000.00	(97,650.00)	127,350.00	127,350.00	-	-	-	127,350.00	-	-	-	-	-	-	-	-	-	-	-	127,350.00	-	
Medical, Dental and Laboratory Supplies Expenses	50203080 00	46,000.00	126,986.00	172,986.00	172,986.00	-	-	-	172,986.00	35,740.00	39,598.00	-	-	75,338.00	5,690.00	39,598.00	-	-	45,488.00	-	97,600.00	28,850.00	
Fuel, Oil and Lubricants	50203090 00	497,000.00	-	497,000.00	497,000.00	-	-	-	497,000.00	110,450.43	85,639.83	-	-	196,090.26	107,534.94	64,236.58	-	-	171,771.52	-	300,709.74	24,516.74	
Agricultural and Marine	50203100 00	598,000.00	(454,288.60)	141,710.40	141,710.40	-	-	-	141,710.40	57,969.23	-	-	-	57,969.23	-	-	-	-	-	-	83,741.17	57,969.23	
Textbooks and Instructional Materials Expenses	50203110 01	798,000.00	(447,920.00)	351,080.00	351,080.00	-	-	-	351,080.00	-	-	-	-	-	-	-	-	-	-	-	351,080.00	-	
Semi-expendable Machinery	50203210 00	258,000.00	476,288.60	736,288.60	736,288.60	-	-	-	736,288.60	-	262,639.60	-	-	262,639.60	-	262,639.60	-	-	262,639.60	-	473,650.00	-	
Semi-expendable - Furniture	50203220 00	258,000.00	447,920.00	705,920.00	705,920.00	-	-	-	705,920.00	63,070.00	169,200.00	-	-	232,270.00	63,070.00	147,400.00	-	-	210,470.00	-	473,650.00	21,600.00	
Other Supplies and Materials	50203990 00	2,658,000.00	(814,500.00)	2,043,500.00	2,043,500.00	-	-	-	2,043,500.00	1,376,531.09	313,075.00	-	-	1,689,606.09	1,243,041.09	116,125.00	-	-	1,359,166.09	-	353,863.91	330,440.00	
Water Expenses	50204010 00	305,000.00	-	305,000.00	305,000.00	-	-	-	305,000.00	1,670.74	-	-	-	1,670.74	1,670.74	-	-	-	1,670.74	-	303,329.26	-	
Electricity Expenses	50204020 00	5,824,000.00	(2,084,316.00)	3,739,684.00	3,739,684.00	-	-	-	3,739,684.00	113,513.52	817,653.89	-	-	931,167.41	113,513.52	817,653.89	-	-	931,167.41	-	2,836,516.59	-	
Postage and Courier Services	50205010 00	24,000.00	-	24,000.00	24,000.00	-	-	-	24,000.00	-	-	-	-	-	-	-	-	-	-	-	24,000.00	-	
Mobile	50205020 01	170,000.00	(31,969.36)	138,030.64	138,030.64	-	-	-	138,030.64	-	-	-	-	-	-	-	-	-	-	-	138,030.64	-	
Landline	50205020 02	224,000.00	-	224,000.00	224,000.00	-	-	-	224,000.00	14,674.23	90,720.00	-	-	105,394.23	14,674.23	90,720.00	-	-	105,394.23	-	118,605.77	-	
Internet Subscription Expenses	50205030 00	6,000.00	585,184.37	591,184.37	591,184.37	-	-	-	591,184.37	585,557.91	5,626.46	-	-	591,184.37	585,557.91	5,626.46	-	-	591,184.37	-	591,184.37	-	
Cable, Satellite, Telegraph &	50205040 00	2,000.00	10,450.00	12,450.00	12,450.00	-	-	-	12,450.00	12,450.00	-	-	-	12,450.00	12,450.00	-	-	-	12,450.00	-	12,450.00	-	
Other Professional Services	50211990 00	-	4,707,622.02	4,707,622.02	4,707,622.02	-	-	-	4,707,622.02	4,576,306.00	131,316.02	-	-	4,707,622.02	4,576,306.00	131,316.02	-	-	4,707,622.02	-	4,707,622.02	-	
Repairs and Maintenance - Buildings and Other Structures	50213040 00	1,629,000.00	-	1,629,000.00	1,629,000.00	-	-	-	1,629,000.00	90,555.00	787,531.70	-	-	878,086.70	10,500.00	-	-	-	10,500.00	-	750,913.30	867,596.70	
Repairs and Maintenance - Machinery and Equipment	50213090 00	450,000.00	(5,826.46)	444,373.54	444,373.54	-	-	-	444,373.54	43,650.00	47,482.88	-	-	91,132.88	43,650.00	24,300.00	-	-	67,950.00	-	353,240.66	23,182.88	
Repairs and Maintenance - Transportation Equipment	50213090 00	348,000.00	-	348,000.00	348,000.00	-	-	-	348,000.00	42,000.00	-	-	-	42,000.00	-	-	-	-	42,000.00	-	306,000.00	-	
Fidelity Bond Premiums	50215020 00	2,000.00	-	2,000.00	2,000.00	-	-	-	2,000.00	-	401.25	-	-	401.25	-	401.25	-	-	401.25	-	1,596.75	-	
Insurance Expenses	50215030 00	67,000.00	1,000,000.00	1,067,000.00	1,067,000.00	-	-	-	1,067,000.00	-	337.50	-	-	337.50	-	337.50	-	-	337.50	-	1,066,662.50	-	
Labor and Wages	50216010 00	-	-	-	-	-	-	-	-	-	-	-	-	-	-	-	-	-	-	-	-	-	
Advertising Expenses	50299010 00	109,000.00	-	109,000.00	109,000.00	-	-	-	109,000.00	-	-	-	-	-	-	-	-	-	-	-	109,000.00	-	
Printing and Publication	50299020 00	275,000.00	(128,664.86)	146,335.14	146,335.14	-	-	-	146,335.14	-	-	-	-	-	-	-	-	-	-	-	146,335.14	-	
Representation Expenses	50299030 00	428,000.00	-	428,000.00	428,000.00	-	-	-	428,000.00	218,690.00	104,215.15	-	-	322,905.15	211,180.00	97,415.15	-	-	308,595.15	-	105,104.85	14,300.00	
Rent-Motor Vehicle	50299050 03	-	-	-	-	-	-	-	-	-	-	-	-	-	-	-	-	-	-	-	-	-	
Membership Dues and Contributions to Organizations	50299080 00	300,000.00	-	300,000.00	300,000.00	-	-	-	300,000.00	90,000.00	40,000.00	-	-	130,000.00	90,000.00	10,000.00	-	-	100,000.00	-	170,000.00	30,000.00	
Library and Other Reading Materials Subscription	50299070 00	31,000.00	-	31,000.00	31,000.00	-	-	-	31,000.00	-	-	-	-	-	-	-	-	-	-	-	31,000.00	-	
Other Maintenance and Operating Expenses (FLR- COL OF MED (S.138)M: CAP. BLDG	50299990 00	84,849,000.00	-	84,849,000.00	84,849,000.00	-	-	-	84,849,000.00	-	54,946,595.00	-	-	54,946,595.00	-	-	-	-	-	29,902,405.00	-	54,946,595.00	-
Other Maintenance and	50299990 99	106,000.00	(24,000.00)	82,000.00	82,000.00	-	-	-	82,000.00	9,997.88	2,040.00	-	-	12,027.88	9,997.88	2,040.00	-	-	12,027.88	-	89,972.12	-	
TOTAL MOOE		111,135,000.00	(0.00)	111,135,000.00	111,135,000.00	-	-	-	111,135,000.00	8,523,860.24	60,166,346.86	-	-	69,692,207.10	8,873,214.05	3,724,372.47	-	-	12,597,586.52	-	41,442,792.90	57,094,620.58	
CAPITAL OUTLAY																							
Machinery and Equipment	506040500 00	20,000,000.00	-	20,000,000.00	20,000,000.00	-	-	-	20,000,000.00	7,184,998.00	4,393,291.46	-	-	11,578,289.46	7,184,998.00	4,066,291.46	-	-	11,251,289.46	-	327,000.00	327,000.00	
MOTOR VEHICLE	50604060 00	1,700,000.00	-	1,700,000.00	1,700,000.00	-	-	-	1,700,000.00	-	1,696,500.00	-	-	1,696,500.00	-	-	-	-	-	-	1,696,500.00	1,696,500.00	
TOTAL CO		21,700,000.00	-	21,700,000.00	21,700,000.00	-	-	-	21,700,000.00	7,184,998.00	6,089,791.46	-	-	13,274,789.46	7,184,998.00	4,066,291.46	-	-	11,251,289.46	-	2,023,500.00	-	
TOTAL HIGHER EDUCATION - LA TRINIDAD		442,331,000.00	(0.00)	442,331,000.00	442,331,000.00	-	-	-	442,331,000.00	86,702,471.26	176,380,711.81	-	-	263,051,183.07	86,051,825.07	117,451,351.92	-	-	203,503,176.99	-	172,838,106.39	57,564,506.06	
BAMBOO INDUSTRY DEVELOPMENT FOR ENVIRONMENT CONSERVATION AND COUNTRYSIDE POST-COVID ECONOMIC RECOVERY																							
Traveling Expenses - Local	50201010 00	450,000.00	(7,301.00)	442,699.00	442,699.00	-	-																

STATEMENT OF APPROPRIATION, ALLOTMENTS, OBLIGATIONS, DISBURSEMENT AND BALANCES
As of JUNE 30, 2024

FAR No. 1-Ab

Department: SUC's
Agency: BENGUET STATE UNIVERSITY
Operating Unit:
Organization Code (UACS): 08017000000
Funding Source Code (as Clustered): 0110101/01101406/01104102/01102101/01101407

Current Year Appropriation
Supplemental Appropriation
Continuing Appropriation

PARTICULARS	UACS CODE	Authorized Appropriation	Adjustment (Realignment)	Adjusted Appropriation	Allotments Received	Adjustment (Realignment)	Transfer to	Transfer From	Adjusted total Allotment	Obligations				Disbursements					Unreleased Appropriation	Unobligated Allotment	Unpaid Obligations		
										1st Quarter	2nd Quarter	3rd Quarter	4th Quarter	Total	1st Quarter	2nd Quarter	3rd Quarter	4th Quarter			Total	Due and Demandable	Not Yet Due and Demandable
	2		4	5	6		7	8	9	10	11		13	14	15	16	17	18	19	20	21=(9-14)	22	23
Fuel, Oil and Lubricants	50203090 00		2,000.00	2,000.00	2,000.00				2,000.00		2,000.00			2,000.00								2,000.00	
Agricultural and Marine	50203100 00	700,000.00		700,000.00	700,000.00				700,000.00		291,412.50			291,412.50							408,587.50	291,412.50	
Textbooks and Instructional Materials Expenses	50203110 01																						
Semi-expendable Machinery	50203210 00	500,000.00	157,725.00	657,725.00	657,725.00				657,725.00		48,379.00			48,379.00							609,346.00	48,379.00	
Semi-expendable - Furniture	50203220 00	300,000.00	(140,420.00)	359,580.00	359,580.00				359,580.00		60,300.00			60,300.00							299,280.00	60,300.00	
Other Supplies and Materials	50203990 00		140,420.00	140,420.00	140,420.00				140,420.00		140,420.00			140,420.00								140,420.00	
Water Expenses	50204010 00																						
Electricity Expenses	50204020 00																						
Postage and Courier Services	50205010 00																						
Mobile	50205020 01	150,000.00	(103,920.00)	46,080.00	46,080.00				46,080.00		46,080.00			46,080.00								46,080.00	
Landline	50205020 02																						
Internet Subscription Expenses	50205020 00																						
Cable, Satellite, Telegraph &	50205040 00																						
Other Professional Services	50211990 00	400,000.00	(302,424.00)	97,576.00	97,576.00				97,576.00												97,576.00		
Repairs and Maintenance - Buildings and Other Structures	50213040 00																						
Repairs and Maintenance - Machinery and Equipment	50213050 00																						
Repairs and Maintenance - Transportation Equipment	50213060 00																						
Fidelity Bond Premiums	50215020 00																						
Insurance Expenses	50215030 00																						
Labor and Wages	50216010 00	300,000.00	253,920.00	753,920.00	753,920.00				753,920.00	16,927.00	89,022.78			85,949.78							867,970.22	85,949.78	
Advertising Expenses	50229010 00																						
Printing and Publication	50229020 00																						
Representation Expenses	50229030 00	400,000.00	(150,000.00)	250,000.00	250,000.00				250,000.00	600.00	3,960.00			4,560.00							245,440.00	4,560.00	
Rent-Motor Vehicle	50229050 03																						
Membership Dues and Contributions to Organizations	50229060 00																						
Library and Other Reading Materials Subscription	50229070 00																						
Other Maintenance and Operating Expenses (FLR- COL OF MED/IS/138M); CAP, BLDG	50229990 00																						
Other Maintenance and	50229990 99																						
TOTAL MODE		5,000,000.00	-	5,000,000.00	5,000,000.00	-	-	-	5,000,000.00	23,027.00	739,825.83	-	-	762,852.83	-	-	-	-	-	-	4,237,147.17	762,852.83	-
CAPITAL OUTLAY																							
Machinery and Equipment	506040500-00	20,000,000.00		20,000,000.00	20,000,000.00				20,000,000.00	7,054,998.00	4,621,291.46			11,676,289.46	7,054,998.00	4,502,491.46					11,567,489.46	116,800.00	116,800.00
MOTOR VEHICLE	50604060-00	1,700,000.00		1,700,000.00	1,700,000.00				1,700,000.00	-	1,696,500.00			1,696,500.00							1,696,500.00	1,696,500.00	
TOTAL CO		21,700,000.00	-	21,700,000.00	21,700,000.00	-	-	-	21,700,000.00	7,054,998.00	6,317,791.46	-	-	13,372,789.46	7,054,998.00	4,502,491.46	-	-	-	-	11,567,489.46	1,813,300.00	-
TOTAL HIGHER EDUCATION - LA TRINIDAD		26,809,000.00	-	26,809,000.00	26,809,000.00	-	-	-	26,809,000.00	7,078,025.00	7,057,617.29	-	-	14,135,642.29	7,054,998.00	4,502,491.46	-	-	-	-	11,567,489.46	6,161,447.17	762,852.83
HIGHER EDUCATION - BOKOD CAMPUS																							
PERSONNEL SERVICES																							
Basic Salary - Civilian	50101010 01	9,400,000.00	(551,000.00)	8,849,000.00	8,849,000.00				8,849,000.00	3,067,741.26	3,363,841.23			6,431,582.51	3,067,741.26	3,363,841.23					6,431,582.51	2,417,417.49	
Casual & Contractual	50101020 00	247,000.00		247,000.00	247,000.00				247,000.00	247,000.00	179,967.82			179,967.82	179,967.82						179,967.82	67,032.18	
PERA - Civilian	50102010 01	648,000.00		648,000.00	648,000.00				648,000.00	184,000.00	195,181.62			379,181.62	184,000.00	195,181.62					379,181.62	268,818.16	
Representation Allowance (RA)	50102020 00		90,000.00	90,000.00	90,000.00				90,000.00	10,000.00	20,000.00			30,000.00	10,000.00	20,000.00					30,000.00	60,000.00	
Transportation Allowance	50102030 01		90,000.00	90,000.00	90,000.00				90,000.00	10,000.00	20,000.00			30,000.00	10,000.00	20,000.00					30,000.00	60,000.00	
Clothing/Uniform Allowance -	50102040 01	162,000.00	62,000.00	224,000.00	224,000.00				224,000.00		224,000.00			224,000.00							224,000.00		
Year End Bonus	50102140 00	780,000.00		780,000.00	780,000.00				780,000.00												780,000.00		
Cash OII - Civilian	50102150 01	135,000.00		135,000.00	135,000.00				135,000.00												135,000.00		
Productivity Enhancement	50102090 12	135,000.00		135,000.00	135,000.00				135,000.00												135,000.00		
Mid-Year Bonus	50102990 36	780,000.00	301,100.00	1,081,100.00	1,081,100.00				1,081,100.00		1,081,100.00			1,081,100.00	1,081,100.00								
Pay-BIG - Civilian	50103020 01	33,000.00	2,900.00	35,900.00	35,900.00				35,900.00	16,500.00	19,400.00			35,900.00	16,500.00	6,600.00					23,300.00		12,600.00
PhilHealth - Civilian	50103030 01	170,000.00		170,000.00	170,000.00				170,000.00	81,389.11	83,628.98			165,018.09	81,389.11	83,628.98					165,018.09	4,981.91	
ECIP - Civilian	50103040 01	33,000.00		33,000.00	33,000.00				33,000.00	10,300.00	9,700.00			20,000.00	10,300.00	9,700.00					13,000.00		
Lump-sum for Step Increments - Length of Service	50104990 10	8,000.00		8,000.00	8,000.00				8,000.00												8,000.00		
Loyalty Award Incentive	50104990 00	25,000.00		25,000.00	25,000.00				25,000.00												25,000.00		
Other Personnel Benefits	50104990 99		5,000.00	5,000.00	5,000.00				5,000.00												5,000.00		
SUB-TOTAL WITHOUT RLIP		12,556,000.00	-	12,556,000.00	12,556,000.00	-	-	-	12,556,000.00	3,559,896.21	5,016,852.03	-	-	8,576,750.24	3,559,896.21	5,004,252.03	-	-	-	-	8,564,150.24	3,979,249.76	12,600.00
Automatic Appropriation																							
Employ. Comp. Ins. Prem.-RLIP	50103010 00	1,128,000.00		1,128,000.00	1,128,000.00				1,128,000.00	391,345.69	401,417.88			792,763.57	391,345.69	401,417.88					792,763.57	335,236.43	

STATEMENT OF APPROPRIATION, ALLOTMENTS, OBLIGATIONS, DISBURSEMENT AND BALANCES
As of JUNE 30, 2024

FAR No. 1-Ab

Department: SUC's
Agency: BENGUET STATE UNIVERSITY
Operating Unit:
Organization Code (UACS): 08017000000
Funding Source Code (as Clustered):01101101/01101406/01104102/01102101/01101407

Current Year Appropriation
Supplemental Appropriation
Continuing Appropriation

PARTICULARS	UACS CODE	Authorized Appropriation	Adjustment (Realignment)	Adjusted Appropriation	Allotments Received	Adjustment (Realignment)	Transfer to	Transfer From	Adjusted total Allotment	Obligations					Disbursements					Unreleased Appropriation	Unobligated Allotment	Unpaid Obligations	
										1st Quarter	2nd Quarter	3rd Quarter	4th Quarter	Total	1ST Quarter	2nd Quarter	3rd Quarter	4th Quarter	Total			Due and Demandable	Not Yet Due and Demandable
	2		4	5	6		7	8	9	10	11	12	13	14	15	16	17	18	19	20	21=(9-14)	22	23
TOTAL PS		13,684,000.00	-	13,684,000.00	13,684,000.00	-	-	-	13,684,000.00	3,951,243.90	5,418,269.91	-	-	9,369,513.81	3,951,243.90	17,470,862.52	-	-	9,359,913.81	-	4,314,466.19	12,000.00	-
MAINTENANCE AND OTHER OPERATING EXPENSES																							
Traveling Expenses - Local	50201010 00	764,000.00	(76,328.91)	707,671.09	707,671.09	-	-	-	707,671.09	29,076.00	253,741.00	-	-	282,817.00	29,076.00	253,741.00	-	-	282,817.00	-	424,654.09	-	-
Traveling Expenses - Foreign	50201020 00	-	-	-	-	-	-	-	-	-	-	-	-	-	-	-	-	-	-	-	-	-	-
Training Expenses	50202010 00	107,000.00	65,182.00	172,182.00	172,182.00	-	-	-	172,182.00	27,000.00	145,182.00	-	-	172,182.00	27,000.00	145,182.00	-	-	172,182.00	-	-	-	-
Scholarship Grants/Expenses	50202020 00	100,000.00	(13,382.00)	86,618.00	86,618.00	-	-	-	86,618.00	-	-	-	-	-	-	-	-	-	-	-	86,618.00	-	-
Office Supplies Expenses	50203010 00	164,000.00	-	164,000.00	164,000.00	-	-	-	164,000.00	-	73,328.00	-	-	73,328.00	-	73,328.00	-	-	73,328.00	-	-	-	-
Accountable Forms Expenses	50203020 00	-	(31,000.00)	81,000.00	81,000.00	-	-	-	81,000.00	-	-	-	-	-	-	-	-	-	-	-	81,000.00	-	-
Fuel, Oil and Lubricants	50203060 00	225,000.00	-	225,000.00	225,000.00	-	-	-	225,000.00	35,150.70	82,580.16	-	-	117,730.86	35,150.70	82,580.16	-	-	117,730.86	-	-	107,269.14	-
Agricultural and Marine	50203100 00	225,000.00	(82,458.00)	142,542.00	142,542.00	-	-	-	142,542.00	-	-	-	-	-	-	-	-	-	-	-	142,542.00	-	-
Textbooks and Instructional Materials Expenses	50203110 01	112,000.00	-	112,000.00	112,000.00	-	-	-	112,000.00	-	92,540.00	-	-	92,540.00	-	92,540.00	-	-	92,540.00	-	-	19,460.00	-
Semi-expendable Machinery	50203210 00	51,000.00	-	51,000.00	51,000.00	-	-	-	51,000.00	-	19,380.00	-	-	19,380.00	-	19,380.00	-	-	19,380.00	-	-	31,620.00	-
Semi-expendable - Furniture	50203220 00	51,000.00	-	51,000.00	51,000.00	-	-	-	51,000.00	-	-	-	-	-	-	-	-	-	-	-	-	51,000.00	-
Other Supplies and Materials	50203990 00	36,000.00	7,458.00	43,458.00	43,458.00	-	-	-	43,458.00	23,900.00	19,558.00	-	-	43,458.00	23,900.00	19,558.00	-	-	43,458.00	-	-	-	-
Water Expenses	50204010 00	20,000.00	(11,250.00)	8,750.00	8,750.00	-	-	-	8,750.00	-	-	-	-	-	-	-	-	-	-	-	8,750.00	-	-
Electricity Expenses	50204020 00	250,000.00	-	250,000.00	250,000.00	-	-	-	250,000.00	107,381.56	78,303.11	-	-	185,684.67	107,381.56	78,303.11	-	-	185,684.67	-	-	64,335.33	-
Postage and Courier Services	50205010 00	11,000.00	-	11,000.00	11,000.00	-	-	-	11,000.00	-	-	-	-	-	-	-	-	-	-	-	11,000.00	-	-
Mobile	50205020 01	135,000.00	(51,800.00)	83,200.00	83,200.00	-	-	-	83,200.00	-	-	-	-	-	-	-	-	-	-	-	83,200.00	-	-
Landline	50205020 02	135,000.00	-	135,000.00	135,000.00	-	-	-	135,000.00	-	-	-	-	-	-	-	-	-	-	-	135,000.00	-	-
Internet Subscription Expenses	50205030 00	98,000.00	-	98,000.00	98,000.00	-	-	-	98,000.00	24,200.60	45,318.19	-	-	69,518.79	24,200.60	45,318.19	-	-	69,518.79	-	-	28,481.21	-
Cable, Satellite, Telegraph &	50205040 00	15,000.00	-	15,000.00	15,000.00	-	-	-	15,000.00	-	-	-	-	-	-	-	-	-	-	-	15,000.00	-	-
Repairs and Maintenance - Buildings and Other Structures	50213040 00	224,000.00	-	224,000.00	224,000.00	-	-	-	224,000.00	-	183,538.00	-	-	183,538.00	-	-	-	-	-	-	-	40,462.00	183,538.00
Repairs and Maintenance - Machinery and Equipment	50213050 00	224,000.00	-	224,000.00	224,000.00	-	-	-	224,000.00	25,737.00	-	-	-	25,737.00	25,737.00	-	-	25,737.00	-	-	198,263.00	-	-
Repairs and Maintenance - Transportation Equipment	50213060 00	153,000.00	-	153,000.00	153,000.00	-	-	-	153,000.00	-	29,450.00	-	-	29,450.00	-	-	-	-	-	-	-	123,550.00	29,450.00
Fidelity Bond Premiums	50215020 00	-	11,250.00	11,250.00	11,250.00	-	-	-	11,250.00	11,250.00	-	-	-	11,250.00	11,250.00	-	-	11,250.00	-	-	-	-	-
Insurance Expenses	50215030 00	36,000.00	-	36,000.00	36,000.00	-	-	-	36,000.00	14,023.87	-	-	-	14,023.87	14,023.87	-	-	14,023.87	-	-	20,976.13	-	-
Printing and Publication	50229020 00	58,000.00	-	58,000.00	58,000.00	-	-	-	58,000.00	-	-	-	-	-	-	-	-	-	-	-	58,000.00	-	-
Representation Expenses	50299030 00	52,000.00	-	52,000.00	52,000.00	-	-	-	52,000.00	-	11,472.00	-	-	11,472.00	-	11,472.00	-	-	11,472.00	-	-	40,528.00	-
Rent-Motor Vehicle	50299050 03	-	-	-	-	-	-	-	-	-	-	-	-	-	-	-	-	-	-	-	-	-	-
Membership Dues and	50299060 00	-	-	-	-	-	-	-	-	-	-	-	-	-	-	-	-	-	-	-	-	-	-
Library and Other Reading	50299070 00	-	-	-	-	-	-	-	-	-	-	-	-	-	-	-	-	-	-	-	-	-	-
Other Maintenance and	50299080 00	-	-	-	-	-	-	-	-	-	-	-	-	-	-	-	-	-	-	-	-	-	-
Other Maintenance and Operating Expenses	50299990 99	25,000.00	106,000.00	131,000.00	131,000.00	-	-	-	131,000.00	131,000.00	-	-	-	131,000.00	131,000.00	-	-	131,000.00	-	-	-	-	-
Other MOOE for SPORTS AND CULTURE DEVT	50299990 99	-	-	-	-	-	-	-	-	-	-	-	-	-	-	-	-	-	-	-	-	-	-
TOTAL MOOE		3,402,000.00	-	3,402,000.00	3,402,000.00	-	-	-	3,402,000.00	428,699.73	1,110,719.37	-	-	1,539,419.10	428,699.73	897,731.37	-	-	1,326,431.10	-	-	1,862,580.50	212,988.00
TOTAL HIGHER EDUCATION - BOKOD		17,086,000.00	-	17,086,000.00	17,086,000.00	-	-	-	17,086,000.00	4,379,943.63	6,528,989.28	-	-	10,908,932.91	4,379,943.63	10,863,344.91	-	-	10,863,344.91	-	-	6,177,067.09	225,568.00
HIGHER EDUCATION - BULOJIAS PERSONNEL SERVICES																							
Basic Salary - Civilian	50101010 01	18,752,000.00	(526,256.24)	18,225,743.76	18,215,743.76	-	-	-	18,215,743.76	5,542,677.18	6,373,546.31	-	-	11,916,223.49	5,542,677.18	6,270,143.27	-	-	11,812,820.45	-	-	6,299,520.27	103,403.04
Casual & Contractual	50101020 00	247,000.00	18,480.24	265,480.24	265,480.24	-	-	-	265,480.24	255,363.38	10,116.86	-	-	265,480.24	255,363.38	2,116.86	-	-	267,480.24	-	-	8,000.00	-
PERA - Civilian	50102010 01	1,224,000.00	-	1,224,000.00	1,224,000.00	-	-	-	1,224,000.00	314,999.09	352,727.28	-	-	667,726.37	314,999.09	352,727.28	-	-	667,726.37	-	-	556,363.63	-
Representation Allowance (RA)	50102020 00	90,000.00	-	90,000.00	90,000.00	-	-	-	90,000.00	11,000.00	19,000.00	-	-	30,000.00	11,000.00	19,000.00	-	-	30,000.00	-	-	60,000.00	-
Transportation Allowance	50102030 01	90,000.00	-	90,000.00	90,000.00	-	-	-	90,000.00	11,000.00	19,000.00	-	-	30,000.00	11,000.00	19,000.00	-	-	30,000.00	-	-	60,000.00	-
Clothing/Uniform Allowance	50102040 01	300,000.00	44,000.00	350,000.00	350,000.00	-	-	-	350,000.00	30,000.00	350,000.00	-	-	350,000.00	30,000.00	350,000.00	-	-	350,000.00	-	-	350,000.00	-
Year End Bonus	50102140 00	1,563,000.00	-	1,563,000.00	1,563,000.00	-	-	-	1,563,000.00	-	-	-	-	-	-	-	-	-	-	-	-	1,563,000.00	-
Cash Gift - Civilian	50102150 01	255,000.00	-	255,000.00	255,000.00	-	-	-	255,000.00	-	-	-	-	-	-	-	-	-	-	-	-	255,000.00	-
Productivity Enhancement	50102990 12	255,000.00	-	255,000.00	255,000.00	-	-	-	255,000.00	-	-	-	-	-	-	-	-	-	-	-	-	255,000.00	-
Mid-Year Bonus	50102990 36	1,856,776.00	293,776.00	1,856,776.00	1,856,776.00	-	-	-	1,856,776.00	-	1,856,776.00	-	-	1,856,776.00	1,856,776.00	-	-	1,856,776.00	-	-	-	-	-
Pay-BIG - Civilian	50103020 01	68,000.00	-	68,000.00	68,000.00	-	-	-	68,000.00	26,500.00	31,000.00	-	-	57,500.00	26,500.00	20,300.00	-	-	46,800.00	-	-	10,500.00	10,700.00
PhilHealth - Civilian	50103030 01	323,000.00	-	323,000.00	323,000.00	-	-	-	323,000.00	148,425.59	143,787.14	-	-	292,212.73	148,425.59	143,787.14	-	-	292,212.73	-	-	30,787.27	-
ECIP - Civilian	50103040 01	62,000.00	-	62,000.00	62,000.00	-	-	-	6														

STATEMENT OF APPROPRIATION, ALLOTMENTS, OBLIGATIONS, DISBURSEMENT AND BALANCES
As of JUNE 30, 2024

FAR No. 1-Ab

Department: SUC's
Agency: BENOQUET STATE UNIVERSITY
Operating Unit:
Organization Code (UACS): 08017000000
Funding Source Code (as Clustered):01101101/01101406/01104102/01102101/01101407

Current Year Appropriation
Supplemental Appropriation
Continuing Appropriation

PARTICULARS	UACS CODE	Authorized Appropriation	Adjustment (Realignment)	Adjusted Appropriation	Allotments Received	Adjustment (Realignment)	Transfer to	Transfer From	Adjusted total Allotment	Obligations				Disbursements				Unreleased Appropriation	Unobligated Allotment	Unpaid Obligations				
										1st Quarter	2nd Quarter	3rd Quarter	4th Quarter	Total	1ST Quarter	2nd Quarter	3rd Quarter			4th Quarter	Total	Due and Demandable	Not Yet Due and Demandable	
Training Expenses	50202010 00	160,000.00		160,000.00	160,000.00				160,000.00	22,400.00	95,492.71			117,892.71	22,400.00	83,492.71			105,892.71	20	21=(9-14)	22	23	
Scholarship Grants/Expenses	50202020 00	100,000.00		100,000.00	100,000.00				100,000.00											100,000.00				
Surviv. Research, Exploration	5020701000																							
Office Supplies Expenses	50203010 00	271,000.00		271,000.00	271,000.00				271,000.00	71,425.34				71,425.34	22,125.34						189,574.66	49,300.00		
Accountable Forms Expenses	50203020 00	112,000.00		112,000.00	112,000.00				112,000.00															
Fuel, Oil and Lubricants	50203090 00	225,000.00	300,279.26	525,279.26	525,279.26				525,279.26	140,515.03	84,764.23			225,279.26	140,515.03	84,764.23					300,000.00			
Agricultural and Marine	50203100 00	225,000.00	(27,000.00)	198,000.00	198,000.00				198,000.00												198,000.00			
Textbooks and Instructional Materials Expenses	50203110 01	112,000.00		112,000.00	112,000.00				112,000.00												112,000.00			
Semi-expendable Machinery	50203210 00	51,000.00		51,000.00	51,000.00				51,000.00												51,000.00			
Semi-expendable - Furniture	50203220 00	51,000.00		51,000.00	51,000.00				51,000.00												51,000.00			
Other Supplies and Materials	50203990 00	54,000.00		54,000.00	54,000.00				54,000.00		50,228.08			50,228.08							3,771.92	50,228.08		
Water Expenses	50204010 00	20,000.00	(20,000.00)																					
Electricity Expenses	50204020 00	250,000.00	5,799.63	255,799.63	255,799.63				255,799.63	135,539.97	120,259.66			255,799.63	135,539.97	120,259.66					255,799.63			
Postage and Courier Services	50205010 00	11,000.00		11,000.00	11,000.00				11,000.00												11,000.00			
Mobile	50205020 01	135,000.00	(279.26)	134,720.74	134,720.74				134,720.74		132,169.00			132,169.00							2,551.74	132,169.00		
Landline	50205020 02	135,000.00		135,000.00	135,000.00				135,000.00												135,000.00			
Internet Subscription Expenses	50205030 00	96,000.00		96,000.00	96,000.00				96,000.00		49,759.20			49,759.20		33,172.80					48,240.80	16,586.40		
Cable, Satellite, Telegraph &	50205040 00	15,000.00		15,000.00	15,000.00				15,000.00												15,000.00			
Repairs and Maintenance - Buildings and Other Structures	50213040 00	224,000.00		224,000.00	224,000.00				224,000.00												224,000.00			
Repairs and Maintenance - Machinery and Equipment	50213050 00	224,000.00		224,000.00	224,000.00				224,000.00		69,800.00			69,800.00							154,200.00	69,800.00		
Repairs and Maintenance - Transportation Equipment	50213060 00	153,000.00		153,000.00	153,000.00				153,000.00	137,310.64	150.00			137,460.64	137,310.64	150.00					15,539.36			
Fidelity Bond Premiums	50215020 00		27,251.25	27,251.25	27,251.25				27,251.25	27,000.00	251.25			27,251.25	27,000.00	251.25					27,251.25			
Insurance Expenses	50215030 00	44,000.00		44,000.00	44,000.00				44,000.00												44,000.00			
Printing and Publication	50299020 00	58,000.00		58,000.00	58,000.00				58,000.00												58,000.00			
Representation Expenses	50299030 00	52,000.00	20,000.00	72,000.00	72,000.00				72,000.00	37,550.00				37,550.00	37,550.00						34,450.00			
Rent-Motor Vehicle	50299050 03																							
Traveling Expenses	50299060 00																							
Security and other Insurance	50299070 00																							
Other Maintenance and Other	50299090 00																							
Other Maintenance and	50299090 99	25,000.00	(6,050.88)	18,949.12	18,949.12				18,949.12												18,949.12			
Other MOOE for SPORTS AND CULTURE DEVT	50299990 99																							
TOTAL MOOE		3,569,000.00		3,569,000.00	3,569,000.00				3,569,000.00	571,740.58	767,605.13			1,339,345.71	522,440.98	470,031.65					2,229,653.89	346,873.48		
TOTAL HIGHER EDUCATION - BUGUIAS		30,502,000.00		30,502,000.00	30,502,000.00				30,502,000.00	7,598,978.17	10,612,844.01			18,211,822.18	7,549,678.17	10,193,167.49					12,290,177.82	468,976.52		
RESEARCH SERVICES																								
PERSONNEL SERVICES																								
Basic Salary - Civilian	50101010 01	32,092,000.00	(531,000.00)	31,561,000.00	31,561,000.00				31,561,000.00	7,405,844.45	7,717,895.23			15,123,739.68	7,405,844.45	7,717,895.23					15,123,739.68	16,437,260.32		
Casual & Contractual	50101020 00	4,198,000.00		4,198,000.00	4,198,000.00				4,198,000.00												4,198,000.00			
PERA - Civilian	50102010 01	1,966,000.00		1,966,000.00	1,966,000.00				1,966,000.00	492,817.82	511,363.62			1,004,181.44	492,817.82	511,363.62					963,816.56			
Representation Allowance (RA)	50102020 00		216,000.00	216,000.00	216,000.00				216,000.00	26,000.00	48,000.00			74,000.00	26,000.00	48,000.00					142,000.00			
Transportation Allowance	50102030 01		216,000.00	216,000.00	216,000.00				216,000.00	26,000.00	46,818.07			72,818.07	26,000.00	46,818.07					143,161.93			
Clothing/Uniform Allowance -	50102040 01	492,000.00	54,000.00	546,000.00	546,000.00				546,000.00	546,000.00				546,000.00	546,000.00					546,000.00				
Honorarium - Civilian	50102100 01	6,195,000.00		6,195,000.00	6,195,000.00				6,195,000.00												6,195,000.00			
HP - Magna Carta Benefits for S	50102120 04	5,496,000.00		5,496,000.00	5,496,000.00				5,496,000.00												5,496,000.00			
Night-shift Differential Pay	50102130 02		45,000.00	45,000.00	45,000.00				45,000.00	8,473.57	6,054.59			14,528.16	8,473.57	6,054.59					14,528.16	30,471.84		
Year End Bonus	50102140 00	2,674,000.00		2,674,000.00	2,674,000.00				2,674,000.00	41,719.50				41,719.50	41,719.50						2,632,280.50			
Cash Gift - Civilian	50102150 01	410,000.00		410,000.00	410,000.00				410,000.00	4,500.00				4,500.00	4,500.00						405,500.00			
Productivity Enhancement	50102990 12	410,000.00		410,000.00	410,000.00				410,000.00												410,000.00			
Mid-Year Bonus	50102990 36	2,674,000.00		2,674,000.00	2,674,000.00				2,674,000.00		2,379,460.00			2,379,460.00		2,379,460.00					294,540.00			
Pay-IBIG - Civilian	50103020 01	98,000.00		98,000.00	98,000.00				98,000.00	41,000.00	50,400.00			91,400.00	41,000.00	50,400.00					6,600.00			
PhilHealth - Civilian	50103030 01	657,000.00		657,000.00	657,000.00				657,000.00	175,699.51	180,254.20			356,153.71	175,699.51	179,854.05					305,763.56	400.15		
ECIP - Civilian	50103040 01	98,000.00		98,000.00	98,000.00				98,000.00	16,300.00	26,000.00			42,300.00	16,300.00	26,000.00					55,700.00			
Lump-sum for Step Increments	50104990 10	80,000.00		80,000.00	80,000.00				80,000.00												80,000.00			
Length of Service	50104990 00	56,000.00		56,000.00	56,000.00				56,000.00	40,000.00				40,000.00	40,000.00						16,000.00			
Loyalty Award Incentive	50104990 00	56,000.00		56,000.00	56,000.00																			

STATEMENT OF APPROPRIATION, ALLOTMENTS, OBLIGATIONS, DISBURSEMENT AND BALANCES
As of JUNE 30, 2024

FAR No. 1-Ab

Department: SUC's
Agency: BENQUET STATE UNIVERSITY
Operating Unit:
Organization Code (UACS): 08017000000
Funding Source Code (as Clustered): 01101101/01101406/01104102/01102101/01101407

Current Year Appropriation
Supplemental Appropriation
Continuing Appropriation

PARTICULARS	UACS CODE	Authorized Appropriation	Adjustment (Reallignment)	Adjusted Appropriation	Allotments Received	Adjustment (Reallignment)	Transfer to	Transfer From	Adjusted total Allotment	Obligations				Disbursements				Unreleased Appropriation	Unobligated Allotment	Unpaid Obligations			
										1st Quarter	2nd Quarter	3rd Quarter	4th Quarter	Total	1ST Quarter	2nd Quarter	3rd Quarter			4th Quarter	Total	Due and Demandable	Not Yet Due and Demandable
										10	11	12	13	14	15	16	17	18	19	20	21=(9)-14	22	23
Accountable Forms Expenses	50203020 00	225,000.00		225,000.00	225,000.00				225,000.00	-	-	-	-	-	-	-	-	-	-	-	225,000.00	-	-
Medical, Dental and Laboratory Supplies Expenses	50203080 00	219,000.00		219,000.00	219,000.00				219,000.00	-	3,800.00	-	-	3,800.00	-	3,800.00	-	-	3,800.00	-	215,200.00	-	-
Fuel, Oil and Lubricants	50203090 00	939,000.00		939,000.00	939,000.00				939,000.00	38,657.70	57,455.20	-	-	96,312.90	38,657.70	48,264.91	-	-	87,122.61	-	842,667.10	9,190.29	-
Agricultural and Marine	50203100 00	1,048,000.00	237,123.96	1,285,123.96	1,285,123.96				1,285,123.96	1,205,723.96	79,400.00	-	-	1,285,123.96	1,205,723.96	79,400.00	-	-	1,285,123.96	-	-	-	-
Textbooks and Instructional Materials Expenses	50203110 01	148,000.00		148,000.00	148,000.00				148,000.00	-	-	-	-	-	-	-	-	-	-	-	148,000.00	-	-
Semi-expendable Machinery	50203210 00	257,000.00		257,000.00	257,000.00				257,000.00	-	66,680.00	-	-	66,680.00	-	-	-	-	-	-	190,320.00	66,680.00	-
Semi-expendable - Furniture	50203220 00	257,000.00		257,000.00	257,000.00				257,000.00	21,994.00	12,000.00	-	-	33,994.00	21,994.00	-	-	-	21,994.00	-	223,006.00	12,000.00	-
Other Supplies and Materials	50203990 00	6,721,000.00	(4,815,038.84)	1,805,961.16	1,805,961.16				1,805,961.16	47,306.00	74,104.00	-	-	121,412.00	47,306.00	15,504.00	-	-	62,812.00	-	1,684,549.16	56,600.00	-
Water Expenses	50204010 00	151,000.00		151,000.00	151,000.00				151,000.00	7,145.58	10,187.22	-	-	17,332.80	7,145.58	5,974.06	-	-	13,119.64	-	133,667.20	4,213.16	-
Electricity Expenses	50204020 00	452,000.00		452,000.00	452,000.00				452,000.00	120,782.58	102,137.14	-	-	222,919.72	120,782.58	102,137.14	-	-	222,919.72	-	229,080.28	-	-
Postage and Courier Services	50205010 00	16,000.00		16,000.00	16,000.00				16,000.00	-	-	-	-	-	-	-	-	-	-	-	16,000.00	-	-
Mobile	50205020 01	279,000.00		279,000.00	279,000.00				279,000.00	-	-	-	-	-	-	-	-	-	-	-	279,000.00	-	-
Landline	50205020 02	112,000.00		112,000.00	112,000.00				112,000.00	-	-	-	-	-	-	-	-	-	-	-	112,000.00	-	-
Internet Subscription Expenses	50205030 00	500,000.00		500,000.00	500,000.00				500,000.00	29,837.00	39,436.00	-	-	69,373.00	29,837.00	29,937.00	-	-	59,874.00	-	430,627.00	6,499.00	-
Cable, Satellite, Telegraph &	50205040 00	26,000.00		26,000.00	26,000.00				26,000.00	-	-	-	-	-	-	-	-	-	-	-	26,000.00	-	-
Awards/Rewards Expenses	50206010 01									-	-	-	-	-	-	-	-	-	-	-	-	-	-
Prizes	50208020 00									-	-	-	-	-	-	-	-	-	-	-	-	-	-
Extraordinary and Auditing Services	50218030 00 50211020 00									-	-	-	-	-	-	-	-	-	-	-	-	-	-
Other Professional Services	50211990 00	350,000.00	3,334,513.84	3,684,513.84	3,684,513.84				3,684,513.84	3,184,513.84				3,184,513.84	3,184,513.84				3,184,513.84	-	500,000.00	-	-
Security Services	50212030 00									-	-	-	-	-	-	-	-	-	-	-	-	-	-
Repairs and Maintenance - Buildings and Other Structures	50213040 00	261,000.00		261,000.00	261,000.00				261,000.00	27,246.00				27,246.00							233,752.00	27,246.00	-
Repairs and Maintenance - Machinery and Equipment	50213050 00	81,000.00		81,000.00	81,000.00				81,000.00		77,750.00			77,750.00		77,750.00			77,750.00		3,250.00		-
Repairs and Maintenance - Other	50213060 00									-	-	-	-	-	-	-	-	-	-	-	-	-	-
Fidelity Bond Premiums	50215020 00		23,625.00	23,625.00	23,625.00				23,625.00	22,500.00	1,125.00			23,625.00	22,500.00	1,125.00			23,625.00		-	-	-
Insurance Expenses	50218030 00		2,000,000.00	2,000,000.00	2,000,000.00				2,000,000.00												2,000,000.00		-
Labor and Wages	50216010 00	3,771,000.00		3,771,000.00	3,771,000.00				3,771,000.00	731,249.60	734,649.89			1,465,899.49	731,249.60	734,649.89			1,465,899.49		2,305,100.51		-
Advertising Expenses	50209010 00									-	-	-	-	-	-	-	-	-	-	-	-	-	-
Printing and Publication	50209020 00			112,000.00	112,000.00				112,000.00												112,000.00		-
Representation Expenses	50209030 00	316,000.00		316,000.00	316,000.00				316,000.00	80,320.00	20,340.00			100,660.00	80,320.00	18,540.00			98,860.00		247,340.00	1,800.00	-
Membership Dues and Contributions to Organizations	50209090 00	309,230.00	(25,770.00)	309,230.00	309,230.00				309,230.00												309,230.00		-
Library and Other Reading	50209070 00									-	-	-	-	-	-	-	-	-	-	-	-	-	-
Other Maintenance and	50209090 99									-	-	-	-	-	-	-	-	-	-	-	-	-	-
Other Maintenance and	50209090 99	2,445,000.00	2,000,000.00	4,445,000.00	4,445,000.00				4,445,000.00	4,793.70	25,710.40			30,504.10	4,793.70	25,710.40			30,504.10		4,414,496.90		-
Other MOOE for SPORTS AND CULTURE DEVT	50209990 99									-	-	-	-	-	-	-	-	-	-	-	-	-	-
TOTAL MOOE		25,095,000.00		25,095,000.00	25,095,000.00				25,095,000.00	6,027,882.60	2,581,534.23			8,609,416.83	6,000,634.60	2,195,549.78			8,196,184.38		16,485,583.17	413,232.45	-
TOTAL RESEARCH SERVICES		25,095,000.00		25,095,000.00	25,095,000.00				25,095,000.00	6,027,882.60	2,581,534.23			8,609,416.83	6,000,634.60	2,195,549.78			8,196,184.38		16,485,583.17	413,232.45	-
EXTENSION SERVICES																							
PERSONNEL SERVICES																							
Basic Salary - Civilian	50101010 01	982,000.00	(156,000.00)	826,000.00	826,000.00				826,000.00	191,991.00	247,261.14			439,252.14	191,991.00	247,261.14			439,252.14		386,747.86		-
PERA - Civilian	50102010 01	48,000.00		48,000.00	48,000.00				48,000.00	6,000.00	7,727.27			13,727.27	6,000.00	7,727.27			13,727.27		34,272.73		-
Representation Allowance (RA)	50102020 00		78,000.00	78,000.00	78,000.00				78,000.00	17,000.00	18,000.00			35,000.00	17,000.00	16,000.00			33,000.00		43,000.00		-
Transportation Allowance	50102030 01		78,000.00	78,000.00	78,000.00				78,000.00	17,000.00	17,446.02			34,446.02	17,000.00	17,446.02			34,446.02		43,553.98		-
Clothing/Uniform Allowance -	50102040 01	12,000.00		12,000.00	12,000.00				12,000.00	7,000.00				7,000.00	7,000.00			7,000.00		5,000.00		-	
Honorarium - Civilian	50102100 01	168,000.00	(5,000.00)	163,000.00	163,000.00				163,000.00												163,000.00		-
Year End Bonus	50102140 00	82,000.00		82,000.00	82,000.00				82,000.00												82,000.00		-
Cash Gift - Civilian	50102150 01	10,000.00		10,000.00	10,000.00				10,000.00												10,000.00		-
Productivity Enhancement	50102990 12	10,000.00		10,000.00	10,000.00				10,000.00												10,000.00		-
Mid-Year Bonus	50102990 36	82,000.00		82,000.00	82,000.00				82,000.00		63,997.00			63,997.00		63,997.00			63,997.00		18,003.00		-
Pay-IBIG - Civilian	50103020 01	2,000.00		2,000.00	2,000.00				2,000.00	500.00	600.00			1,100.00	500.00	600.00			1,100.00		900.00		-
PhilHealth - Civilian	50103030 01	22,000.00		22,000.00	22,000.00				22,000.00	4,799.78	4,799.78			9,599.57	4,799.78	4,799.78			9,599.57		12,400.43		-
ECIP - Civilian	50103040 01	2,000.00		2,000.00	2,000.00				2,000.00	200.00	300.00			500.00	200.00	300.00			500.00		1,500.00		-
Lump-sum for Step Increments	50104960 10	2,000.00		2,000.00	2,000.00				2,000.00			</											


STATEMENT OF APPROPRIATION, ALLOTMENTS, OBLIGATIONS, DISBURSEMENT AND BALANCES
As of JUNE 30, 2024


FAR No. 1-Ab


Department: SUC's
Agency: BENGUET STATE UNIVERSITY
Operating Unit:
Organization Code (UACS): 080170000000
Funding Source Code (as Clustered): 01101101/01101406/01104102/01102101/01101407


Current Year Appropriation
Supplemental Appropriation
Continuing Appropriation


PARTICULARS	UACS CODE	Authorized Appropriation	Adjustment (Realignment)	Adjusted Appropriation	Allotments Received	Adjustment (Realignment)	Transfer to	Transfer From	Adjusted total Allotment	Obligations				Disbursements				Unreleased Appropriation	Unobligated Allotment	Unpaid Obligations			
										1st Quarter	2nd Quarter	3rd Quarter	4th Quarter	Total	1st Quarter	2nd Quarter	3rd Quarter			4th Quarter	Total	Due and Demandable	Not Yet Due and Demandable
	2		4	5	6		7	8	9	10	11	12	13	14	15	16	17	18	19	20	21=(9-14)	22	23
MAINTENANCE AND OTHER OPERATING EXPENSES																							
Traveling Expenses - Local	50201010 00	435,000.00		435,000.00	435,000.00	-			435,000.00	-	47,250.00			47,250.00	-	47,250.00	-	-	47,250.00		387,750.00	-	-
Training Expenses	50202010 00	282,000.00		282,000.00	282,000.00	-			282,000.00	-	48,900.00			48,900.00	-	48,900.00	-	-	48,900.00		233,100.00	-	-
Office Supplies Expenses	50203010 00	372,000.00		372,000.00	372,000.00	-			372,000.00	25,760.00	34,561.76			60,321.76	25,760.00	19,610.76	-	-	45,370.76		311,678.24	14,951.00	-
Accountable Forms Expenses	50203020 00	75,000.00		75,000.00	75,000.00	-			75,000.00	-	-			-	-	-	-	-	-		75,000.00	-	-
Fuel, Oil and Lubricants	50203060 00	224,000.00		224,000.00	224,000.00	-			224,000.00	500.00	5,685.15			6,185.15	500.00	5,685.15	-	-	6,185.15		217,814.85	-	-
Agricultural and Marine	50203100 00	328,000.00		328,000.00	328,000.00	-			328,000.00	-	-			-	-	-	-	-	-		328,000.00	-	-
Semi-expendable Machinery	50203210 00	31,000.00		31,000.00	31,000.00	-			31,000.00	-	9,900.00			9,900.00	-	9,900.00	-	-	9,900.00		21,100.00	-	-
Semi-expendable - Furniture	50203220 00	31,000.00		31,000.00	31,000.00	-			31,000.00	-	-			-	-	-	-	-	-		31,000.00	-	-
Other Supplies and Materials	50203980 00	117,000.00		117,000.00	117,000.00	-			117,000.00	11,430.00	34,000.00			45,430.00	11,430.00	34,000.00	-	-	45,430.00		71,570.00	-	-
Postage and Courier Services	50205010 00	16,000.00		16,000.00	16,000.00	-			16,000.00	-	-			-	-	-	-	-	-		16,000.00	-	-
Mobile	50205020 01	23,000.00		23,000.00	23,000.00	-			23,000.00	-	4,200.00			4,200.00	-	4,200.00	-	-	4,200.00		18,800.00	-	-
Landline	50205020 02	68,000.00		68,000.00	68,000.00	-			68,000.00	-	-			-	-	-	-	-	-		68,000.00	-	-
Cable, Satellite, Telegraph &	50205040 00	168,000.00		168,000.00	168,000.00	-			168,000.00	168,000.00	-			168,000.00	168,000.00	-	-	-	168,000.00		-	-	-
Repairs and Maintenance - Buildings and Other Structures	50213040 00	183,000.00		183,000.00	183,000.00	-			183,000.00	-	-			-	-	-	-	-	-		183,000.00	-	-
Repairs and Maintenance - Machinery and Equipment	50213050 00	76,000.00		76,000.00	76,000.00	-			76,000.00	-	-			-	-	-	-	-	-		76,000.00	-	-
Printing and Publication	50209020 00	112,000.00		112,000.00	112,000.00	-			112,000.00	20,000.00	31,935.00			51,935.00	20,000.00	1,935.00	-	-	21,935.00		60,065.00	30,000.00	-
Representation Expenses	50209030 00	54,000.00		54,000.00	54,000.00	-			54,000.00	22,060.00	10,500.00			32,560.00	4,080.00	10,500.00	-	-	14,560.00		21,420.00	18,000.00	-
Office Maintenance and	50209990 99	180,000.00		180,000.00	180,000.00	-			180,000.00	-	-			-	-	-	-	-	-		180,000.00	-	-
TOTAL MODE		2,775,000.00		2,775,000.00	2,775,000.00				2,775,000.00	247,770.00	226,871.91			474,701.91	220,770.00	181,080.91			411,750.91		2,300,298.09	62,951.00	
TOTAL EXTENSION SERVICES		4,315,000.00		4,315,000.00	4,315,000.00				4,315,000.00	519,899.70	610,102.05			1,130,101.75	501,899.70	565,151.05			1,067,150.75		3,184,898.25	62,951.00	


Prepared by:  IMELDA B. GALINATO
Admin Officer III

Certified Correct:  ESTRILATA M. DACLAN
SUC Budget Office

Certified Correct:  IMELDA B. GALINATO
Chief Accountant

Noted by:  ANDRES ARNADO V. LAMPACAN
Acting Chief Administrative Officer - Finance

Recommending Approval:  ALLAN C. SACPA
VP For Administration and Finance

Approved:  FELIPE SALAING COMILA
University President

STATEMENT OF APPROPRIATION, ALLOTMENTS, OBLIGATIONS, DISBURSEMENT ANB BALANCES
As of JUNE 31, 2024

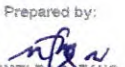
FAR No. 1-Ab


Department: SUC's
Agency: BENGUET STATE UNIVERSITY
Operating Unit:
Organization Code (UACS): 080170000000
Funding Source Code (as Clustered):01101101/01101406/01104102/01102101/01101407


Current Year Appropriation
Supplemental Appropriation
Continuing Appropriation


PARTICULARS	UACS CODE	Authorized Appropriation	Adjustment (Realignment)	Adjusted Appropriation	Allotments Received	Adjustment (Realignment)	Adjusted total Allotment	Obligations			Disbursements			Unreleased Appropriation	Unobligated Allotment	Unpaid Obligations	
								1st Quarter	2nd Quarter	Total	1ST Quarter	2nd Quarter	Total			Due and Demandable	Not Yet Due and Demandable
	2	3	4	5	6		9	10	11	14	15	16	19	20	21=(9-14)	22	23
GENERAL ADMINISTRATION AND SUPPORT SERVICES																	
MAINTENANCE AND OTHER OPERATING EXPENSES																	
Traveling Expenses - Local	50201010 00	4,807.43	50,393.07	55,200.50	4,807.43	50,393.07	55,200.50		52,285.01	52,285.01		52,285.01	52,285.01		2,915.49	-	-
Training Expenses	50202010 00	143,520.00	(47,320.00)	96,200.00	143,520.00	(47,320.00)	96,200.00	87,000.00	9,200.00	96,200.00	-	9,200.00	9,200.00		-	87,000.00	-
Fuel, Oil and Lubricants Expe	50203090 00	2,538.00	6,603.76	9,141.76	2,538.00	6,603.76	9,141.76		9,141.76	9,141.76		9,141.76	9,141.76		-	-	-
Semi-expendable Machinery and Equipment	50203210 00		23,355.57	23,355.57	-	23,355.57	23,355.57								23,355.57	-	-
Other Supplies and Materials	50203990 00	49,980.00	(49,980.00)	-	49,980.00	(49,980.00)	-								-	-	-
Landline	50205020 02		1,896.00	1,896.00	-	1,896.00	1,896.00		1,896.00	1,896.00		1,896.00	1,896.00		-	-	-
Other Professional Services	50211990 00	7,850.00	(7,850.00)	-	7,850.00	(7,850.00)	-								-	-	-
Representation Expenses	50299030 00		22,901.60	22,901.60	-	22,901.60	22,901.60		22,600.00	22,600.00		22,600.00	22,600.00		301.60	-	-
TOTAL MOOE		208,695.43	-	208,695.43	208,695.43	-	208,695.43	87,000.00	95,122.77	182,122.77	-	95,122.77	95,122.77		26,572.66	87,000.00	-
TOTAL GASS		208,695.43		208,695.43	208,695.43		208,695.43	87,000.00	95,122.77	182,122.77	-	95,122.77	95,122.77		26,572.66	87,000.00	-
SUPPORT TO OPERATIONS																	
MAINTENANCE AND OTHER OPERATING EXPENSES																	
Representation Expenses	50299030 00	273.00		273.00	273.00		273.00								273.00	-	-
TOTAL MOOE		273.00	-	273.00	273.00	-	273.00	-	-	-	-	-	-		273.00	-	-
TOTAL SUPPORT TO OPERATIONS		273.00	-	273.00	273.00	-	273.00	-	-	-	-	-	-		273.00	-	-
ADVANCED EDUCATION SERVICES																	
MAINTENANCE AND OTHER OPERATING EXPENSES																	
Membership Dues and Contril	50299060 00	1,325.00		1,325.00	1,325.00		1,325.00										
Other Maintenance and Oper	50299990 99	17,505.29		17,505.29	17,505.29		17,505.29										
TOTAL MOOE		18,830.29	-	18,830.29	18,830.29	-	18,830.29	-	-	-	-	-	-		18,830.29	-	-
TOTAL ADVANCED EDUCATION SERVICES		18,830.29	-	18,830.29	18,830.29	-	18,830.29	-	-	-	-	-	-		18,830.29	-	-
HIGHER EDUCATION - LA TRINIDAD CAMPUS																	
MAINTENANCE AND OTHER OPERATING EXPENSES																	
Traveling Expenses - Local	50201010 00		3,000.00	3,000.00	-	3,000.00	3,000.00		3,000.00	3,000.00		3,000.00	3,000.00				
Training Expenses	50202010 00	282.75	3,707.96	3,990.71	282.75	3,707.96	3,990.71	3,990.71	3,990.71	3,990.71		3,990.71	3,990.71				
Scholarship Grants/Expenses	50202020 00	3,000.00	(3,000.00)	-	3,000.00	(3,000.00)	-										
Office Supplies Expenses	50203010 00	20,640.00	(20,640.00)	-	20,640.00	(20,640.00)	-										
Fuel, Oil and Lubricants Expe	50203090 00		56,083.51	56,083.51	-	56,083.51	56,083.51	54,583.51	1,500.00	56,083.51	54,583.51	1,500.00	56,083.51				
Semi-expendable Machinery	50203210 00	18,129.72	(18,129.72)	-	18,129.72	(18,129.72)	-										
Other Supplies and Materials	50203990 00	19,100.00	(19,100.00)	-	19,100.00	(19,100.00)	-										
Awards/Rewards Expenses	50206010 01		45,000.00	45,000.00	-	45,000.00	45,000.00	45,000.00		45,000.00						45,000.00	
Repairs and Maintenance - Ma	50213050 00	0.36		0.36	0.36		0.36										
Advertising Expenses	50299010 00	10,500.00	(3,838.79)	6,661.21	10,500.00	(3,838.79)	6,661.21								0.36		
Membership Dues and Contril	50299060 00	492.00	(492.00)	-	492.00	(492.00)	-								6,661.21		
Library and Other Reading Ma	50299070 00																
Other Maintenance and Operating Expenses	50299990 99	42,590.96	(42,590.96)	-	42,590.96	(42,590.96)	-										
TOTAL MOOE		114,735.79	-	114,735.79	114,735.79	-	114,735.79	99,583.51	8,490.71	108,074.22	54,583.51	8,490.71	63,074.22		6,661.57	45,000.00	-
TOTAL HIGHER EDUCATION - LA TRINIDAD		114,735.79	-	114,735.79	114,735.79	-	114,735.79	99,583.51	8,490.71	108,074.22	54,583.51	8,490.71	63,074.22		-	45,000.00	-
HIGHER EDUCATION - BOKOD CAMPUS																	
MAINTENANCE AND OTHER OPERATING EXPENSES																	


PARTICULARS	UACS CODE	Authorized Appropriation	Adjustment (Realignment)	Adjusted Appropriation	Allotments Received	Adjustment (Realignment)	Adjusted total Allotment	Obligations			Disbursements			Unreleased Appropriation	Unobligated Allotment	Unpaid Obligations	
								1st Quarter	2nd Quarter	Total	1ST Quarter	2nd Quarter	Total			Due and Demandable	Not Yet Due and Demandable
								10	11	14	15	16	19			22	23
Traveling Expenses - Local	50201010 00	3,000.99	1,096.01	4,096.00	3,000.99	1,096.01	4,096.00	4,096.00		4,096.00	4,096.00						
Repairs and Maintenance - M	50213060 00	0.42		0.42	0.42		0.42								0.42		
Fidelity Bond Premiums	50215020 00	3,946.36	(1,096.01)	2,851.34	3,946.36	(1,096.01)	2,851.34								2,851.34		
Representation Expenses	50299030 00	46,102.10		46,102.10	46,102.10		46,102.10	39,360.00	8,456.00	43,816.00		39,016.00	39,016.00		2,287.10	4,800.00	
TOTAL MOOE		53,049.86		53,049.86	53,049.86		53,049.86	39,456.00	8,456.00	47,911.00		4,096.00	39,016.00	43,111.00	5,138.86	4,800.00	
TOTAL HIGHER EDUCATION - BOKOD		53,049.86		53,049.86	53,049.86		53,049.86	39,456.00	8,456.00	47,911.00		4,096.00	39,016.00	43,111.00	5,138.86	4,800.00	
HIGHER EDUCATION - BUGUIAS																	
MAINTENANCE AND OTHER OPERATING EXPENSES																	
Traveling Expenses - Local	50201010 00	5,008.18	59,406.82	64,414.00	5,008.18	59,406.82	64,414.00	64,414.00		64,414.00	3,216.00		3,216.00			61,198.00	
Training Expenses	50202010 00		162,400.00	162,400.00		162,400.00	162,400.00	132,400.00	30,000.00	162,400.00		30,000.00	30,000.00			132,400.00	
Office Supplies Expenses	50203010 00	6,655.20		6,655.20	6,655.20		6,655.20								6,655.20		
Textbooks and Instructional M	50203110 01	12,856.59	(10,155.87)	2,700.72	12,856.59	(10,155.87)	2,700.72								2,700.72		
Other Professional Services	50211990 00	265,233.05	(221,806.82)	33,427.23	265,233.05	(221,806.82)	33,427.23								33,427.23		
Repairs and Maintenance - Tr	50213060 00		5,000.00	5,000.00		5,000.00	5,000.00	5,000.00		5,000.00	5,000.00		5,000.00				
Insurance Expense	50215030 00		5,155.87	5,155.87		5,155.87	5,155.87	5,155.87		5,155.87	5,155.87		5,155.87				
Representation Expenses	50299030 00	706.89		706.89	706.89		706.89								706.89		
TOTAL MOOE		280,459.91		280,459.91	280,459.91	0.00	280,459.91	206,968.87	30,000.00	236,968.87	13,371.87	30,000.00	43,371.87		43,460.04	193,598.00	
TOTAL HIGHER EDUCATION - BUGUIAS		280,459.91		280,459.91	280,459.91		280,459.91	206,968.87	30,000.00	236,968.87	13,371.87	30,000.00	43,371.87		43,460.04	193,598.00	
RESEARCH SERVICES		446,245.56						346,006.36	46,945.71								
MAINTENANCE AND OTHER OPERATING EXPENSES																	
Traveling Expenses - Local	50201010 00	231,633.65	(181,156.71)	50,476.94	231,633.65	(181,156.71)	50,476.94	50,476.94		50,476.94	25,566.94		25,566.94			24,920.00	
Training Expenses	50202010 00		311,311.34	311,311.34		311,311.34	311,311.34	292,802.05	18,809.29	311,311.34	292,802.05	18,809.29	311,311.34				
Fuel, Oil and Lubricants Expe	50203060 00	2,350.16		94,755.83	2,350.16		94,755.83	97,105.98		97,105.98	97,105.98		97,105.98				
Other Supplies and Materials	50203990 00		23,500.00	23,500.00		23,500.00	23,500.00	23,500.00		23,500.00			23,500.00			23,500.00	
Mobile	50205020 01	193,340.10	(193,340.10)		193,340.10	(193,340.10)											
Internet Subscription Expen	50205030 00		33,600.00	33,600.00		33,600.00	33,600.00	33,600.00		33,600.00	33,600.00		33,600.00				
Other Professional Services	50211990 00	193,981.53	(193,981.53)		193,981.53	(193,981.53)											
Repairs and Maintenance - Bu	50213040 00	16,600.07	(16,600.07)		16,600.07	(16,600.07)											
Representation Expenses	50299030 00		150,130.00	150,130.00		150,130.00	150,130.00	87,430.00	62,700.00	150,130.00	87,430.00	62,700.00	150,130.00				
Other Maintenance and Opera	50299990 99	28,216.76	(28,216.76)		28,216.76	(28,216.76)											
TOTAL MOOE		666,124.26	(0.00)	666,124.26	666,124.26	(0.00)	666,124.26	564,614.97	81,609.29	666,124.26	536,194.97	81,609.29	617,704.26			46,420.00	
TOTAL RESEARCH SERVICES		666,124.26	(0.00)	666,124.26	666,124.26	(0.00)	666,124.26	564,614.97	81,609.29	666,124.26	536,194.97	81,609.29	617,704.26			46,420.00	
EXTENSION SERVICES																	
MAINTENANCE AND OTHER OPERATING EXPENSES																	
Traveling Expenses - Local	50201010 00	276.00	237,459.27	237,735.27	276.00	237,459.27	237,735.27	144,836.27	92,900.00	237,735.27	7,100.00	92,900.00	100,000.00			137,735.27	
Training Expenses	50202010 00		19,254.00	19,254.00		19,254.00	19,254.00	8,754.00		8,754.00	8,754.00		8,754.00		10,800.00		
Fuel, Oil and Lubricants Expe	50203060 00		13,811.93	13,811.93		13,811.93	13,811.93	12,336.34	1,475.00	13,811.34		1,475.00	1,475.00		0.69	12,336.34	
Semi-expendable Machinery	50203210 00	79,014.80	(79,014.80)		79,014.80	(79,014.80)											
Semi-expendable - Furniture	50203220 00	6,100.00	(2,885.20)	3,214.80	6,100.00	(2,885.20)	3,214.80								3,214.80		
Postage and Courier Services	50205010 00	16,000.00		16,000.00	16,000.00		16,000.00								16,000.00		
Mobile	50205020 01	16,600.00		16,600.00	16,600.00		16,600.00								16,600.00		
Landline	50205020 02	68,000.00	(12,475.00)	55,525.00	68,000.00	(12,475.00)	55,525.00								53,625.99		
Repairs and Maintenance - Bu	50213040 00	31,590.93	(31,590.93)		31,590.93	(31,590.93)											
Repairs and Maintenance - M	50213050 00	3,000.00	(3,000.00)		3,000.00	(3,000.00)											
Printing and Publication Expe	50299020 00	117,000.00	(117,000.00)		117,000.00	(117,000.00)											
Representation Expenses	50299030 00	52,000.00		52,000.00	52,000.00		52,000.00	50,180.00	1,000.00	51,180.00		1,000.00	1,000.00		620.00	50,180.00	
Other Maintenance and Opera	50299990 99	41,851.00	(24,559.27)	17,291.73	41,851.00	(24,559.27)	17,291.73								17,291.73		
TOTAL MOOE		431,432.73		431,432.73	431,432.73		431,432.73	217,804.62	95,376.00	313,179.62	17,553.01	95,376.00	112,928.01		118,253.11	200,251.61	
TOTAL EXTENSION SERVICES		431,432.73		431,432.73	431,432.73		431,432.73	217,804.62	95,376.00	313,179.62	17,553.01	95,376.00	112,928.01		118,253.11	200,251.61	


Prepared by:  IMELDA A. PANG-ASAN
Adm/ Officer I

Certified Correct:  ESTRELLA M. DACLAN
S/O - Budget Office

Certified Correct:  IMELDA B. BALINAT
Chief Accountant

Checked by:  ANDRES ARNO W. LAMPACAN
Chief Administrative Officer - Finance

Recommending Approval:  ALLAN C. SAGPA
VP For Administration and Finance

Approved:  BELINDA LAING COMILA
University President

STATEMENT OF APPROPRIATION, ALLOTMENTS, OBLIGATIONS, DISBURSEMENT ANB BALANCES
As of JUNE 31, 2024

FAR No. 1-Ab

Department: SUC's
Agency: BENGUET STATE UNIVERSITY
Operating Unit:
Organization Code (UACS): 080170000000
Funding Source Code (as Clustered):01101101/01101406/01104102/01102101/01101407

Current Year Appropriation
Supplemental Appropriation
Continuing Appropriation

PARTICULARS	UACS CODE	Authorized Appropriation	Adjustment (Realignment)	Adjusted Appropriation	Allotments Received	Adjustment (Realignment)	Adjusted total Allotment	Obligations			Disbursements			Unreleased Appropriation	Unobligated Allotment	Unpaid Obligations	
								1st Quarter	2nd Quarter	Total	1ST Quarter	2nd Quarter	Total			Due and Demandable	Not Yet Due and Demandable
	2	3	4	5	6		9	10	11	14	15	16	19	20	21=(9-14)	22	23
COLLEGE OF MEDICINE (For Later Release)																	
MAINTENANCE AND OTHER OPERATING EXPENSES																	
Other Maintenance and Operating Expenses	50299990 99	5,138,000.00		5,138,000.00	5,138,000.00	-	5,138,000.00		735,300.00	735,300.00	-	735,300.00	735,300.00			-	-
TOTAL MOOE		5,138,000.00	-	5,138,000.00	5,138,000.00	-	5,138,000.00	-	735,300.00	735,300.00	-	735,300.00	735,300.00		4,402,700.00	-	-
CAPITAL OUTLAY																	
Machinery and Equipment (FLR)	506040500-00	20,500,000.00		20,500,000.00	20,500,000.00		20,500,000.00		624,000.00	624,000.00	-	624,000.00	624,000.00			-	-
Furniture, Fixtures and Books (FLR)	50604070-00	5,000,000.00		5,000,000.00	5,000,000.00		5,000,000.00		98,000.00	98,000.00	-	98,000.00	98,000.00		4,902,000.00	-	-
Subtotal		25,500,000.00		25,500,000.00	25,500,000.00		25,500,000.00	-	722,000.00	722,000.00	-	722,000.00	722,000.00		24,778,000.00	-	-
TOTAL CO		25,500,000.00		25,500,000.00	25,500,000.00		25,500,000.00	-	722,000.00	722,000.00	-	722,000.00	722,000.00		24,778,000.00	-	-
TOTAL FLR		30,638,000.00		30,638,000.00	30,638,000.00	-	30,638,000.00	-	1,457,300.00	1,457,300.00	-	1,457,300.00	1,457,300.00	-	29,180,700.00	-	-

Prepared by:

IMELDA A. FANG-ASAN
Admin Officer I

Certified Correct:

ESTRELLITA M. DACLAN
SAO - Budget Office

Certified Correct:

IMELDA B. GALINATO
Chief Accountant

Noted by:

ANDRES ARNO W. LAMPACAN
Acting Chief Administrative Officer - Finance

Commending Appr

ALLAN C. SACPA
VP For Administration and Finance

Approved by:

FELIPE SALAING COMILA
University President