

STATEMENT OF APPROPRIATION, ALLOTMENTS, OBLIGATIONS, DISBURSEMENT ANB BALANCES  
As of DECEMBER 31, 2024

FAR No. 1-Ab

Department: SUC's  
Agency: BENGUET STATE UNIVERSITY  
Operating Unit:  
Organization Code (UACS): 08017000000  
Funding Source Code (as Clustered): 01101101/01101406/01104102/01102101/01101407

Current Year Appropriation  
Supplemental Appropriation  
Continuing Appropriation

PARTICULARS	UACS CODE	Authorized Appropriation	Adjustment (Realignment)	Adjusted Appropriation	Allotments Received	Adjusted total Allotment	Obligations					Disbursements					Unreleased Appropriation	Unobligated Allotment	Unpaid Obligations																							
							1st Quarter	2nd Quarter	3rd Quarter	4th Quarter	Total	1ST Quarter	2nd Quarter	3rd Quarter	4th Quarter	Total			Due and Demandable	NOT YET Due and Demandable																						
	2		4	5	6	9	10	11		13		14	15	16	17	18	19	20	21=(9-14)	22	23																					
<b>GENERAL ADMINISTRATION AND SUPPORT SERVICES</b>																																										
<b>PERSONNEL SERVICES</b>																																										
Basic Salary - Civilian	50101010 01	35,188,000.00	(4,299,840.76)	30,888,159.24	30,888,159.24	30,888,159.24	10,856,346.07	11,073,176.94	8,958,636.23			30,888,159.24	10,856,346.07	11,073,176.94	8,958,636.23	-	-	-	-	-	-	-																				
Casual & Contractual	50101020 00	1,943,000.00		1,943,000.00	1,943,000.00	1,943,000.00		17,588.00	10,754.59		1,914,659.41	1,943,000.00		17,588.00	10,754.59	1,914,659.41	1,943,000.00																									
PERA - Civilian	50102010 01	2,328,000.00		2,328,000.00	2,328,000.00	2,328,000.00	652,954.55	670,999.99	692,000.00		312,045.46	2,328,000.00	652,954.55	670,999.99	692,000.00	312,045.46	2,328,000.00																									
Representation Allowance (RA)	50102020 00	342,000.00		342,000.00	342,000.00	342,000.00	81,500.00	97,500.00	109,500.00		53,500.00	342,000.00	81,500.00	97,500.00	109,500.00	53,500.00	342,000.00																									
Transportation Allowance	50102030 01	342,000.00		342,000.00	342,000.00	342,000.00	81,500.00	97,500.00	107,852.26		55,147.74	342,000.00	81,500.00	97,500.00	107,852.26	55,147.74	342,000.00																									
Clothing/Uniform Allowance - Civilian	50102040 01	582,000.00	244,000.00	826,000.00	826,000.00	826,000.00	735,000.00	56,000.00	35,000.00			826,000.00	735,000.00	56,000.00	35,000.00	-	826,000.00																									
Subsistence Allowance	50102050 03																																									
Laundry Allowance	50102060 04																																									
Honorarium - Civilian	50102100 01	3,389,000.00	1,521,315.03	4,910,315.03	4,910,315.03	4,910,315.03				4,910,315.03		4,910,315.03				4,910,315.03	4,910,315.03																									
Hazard Pay - Civilian	50102110 02																																									
HP - Magna Carta Benefits for Public Health Workers under R.A. 7305	50102110 05																																									
Cash Gift - Civilian	50102150 01	485,000.00		485,000.00	485,000.00	485,000.00		3,000.00		482,000.00		485,000.00		3,000.00		482,000.00	485,000.00																									
Productivity Enhancement Incentive	50102990 12	485,000.00		485,000.00	485,000.00	485,000.00				485,000.00		485,000.00				485,000.00	485,000.00																									
Performance Based Bonus-Civilian	50102990 14																																									
Mid-Year Bonus	50102990 36	2,947,000.00	745,423.00	3,692,423.00	3,692,423.00	3,692,423.00		3,692,423.00				3,692,423.00		3,692,423.00			3,692,423.00																									
Pag-IBIG - Civilian	50103020 01	116,000.00	74,800.00	190,800.00	190,800.00	190,800.00	54,800.00	66,800.00	69,200.00			190,800.00	54,800.00	66,800.00	69,200.00		190,800.00																									
PhilHealth - Civilian	50103030 01	765,000.00	27,176.10	792,176.10	792,176.10	792,176.10	255,969.20	265,759.10	270,447.80			792,176.10	255,969.20	265,759.10	270,447.80		792,176.10																									
ECIP - Civilian	50103040 01	116,000.00		116,000.00	116,000.00	116,000.00	21,800.00	33,890.32	34,600.00		25,709.68	116,000.00	21,800.00	33,890.32	34,600.00	25,709.68	116,000.00																									
Terminal Leave Benefits - Civilian	50104030 01	8,476,000.00	(5,463,995.27)	3,012,004.73	3,012,004.73	3,012,004.73	99,037.00	68,265.85		2,844,701.88		3,012,004.73	99,037.00	68,265.85		2,844,701.88	3,012,004.73																									
Lump-sum for Filling of Position	50104990 07	165,476,000.00	(861,002.36)	25,413,926.00	49,329,639.00	48,468,636.64			3,381,579.36	45,026,997.28		48,408,576.64		3,381,579.36	45,026,997.28		48,408,576.64	117,007,363.36	60,060.00																							
Lump-sum for Step Increments	50104990 10	88,000.00	(88,000.00)																																							
Collective Negotiation Agreement	50104990 11																																									
Other Lump-sum	50104990 12																																									
Loyalty Award Incentive	50104990 38	115,000.00	(35,000.00)	80,000.00	80,000.00	80,000.00		80,000.00				80,000.00	80,000.00				80,000.00																									
Other Personnel Benefits	50104990 99		2,374,262.43	2,374,262.43		2,374,262.43		149,262.43		2,225,000.00		2,374,262.43		149,262.43		2,220,000.00	2,369,262.43				5,000.00																					
<b>SUB-TOTAL WITHOUT RLIP</b>		<b>223,183,000.00</b>	<b>(5,760,861.83)</b>	<b>78,221,066.53</b>	<b>99,762,517.10</b>	<b>101,276,777.17</b>	<b>12,918,906.82</b>	<b>16,292,163.63</b>	<b>13,669,570.24</b>	<b>58,335,076.48</b>	<b>101,215,717.17</b>	<b>12,918,906.82</b>	<b>16,292,163.63</b>	<b>13,669,570.24</b>	<b>58,330,076.48</b>	<b>101,210,717.17</b>	<b>117,007,363.36</b>	<b>60,060.00</b>	<b>5,000.00</b>																							
Automatic Appropriation																																										
Employ. Comp. Ins. Prem.-RLIP	50103010 00	4,244,000.00		4,244,000.00	5,374,643.00	9,618,643.00	1,342,884.93	1,337,226.03	1,417,056.16	4,977,579.88	9,074,747.00	1,342,884.93	1,337,226.03	1,417,056.16	4,977,579.88	9,074,747.00		543,896.00																								
<b>Subtotal</b>		<b>227,427,000.00</b>	<b>(5,760,861.83)</b>	<b>82,466,066.53</b>	<b>105,137,160.10</b>	<b>110,894,420.17</b>	<b>14,261,791.75</b>	<b>17,629,389.66</b>	<b>15,086,626.40</b>	<b>63,312,656.36</b>	<b>110,290,464.17</b>	<b>14,261,791.75</b>	<b>17,629,389.66</b>	<b>15,086,626.40</b>	<b>63,307,656.36</b>	<b>110,285,464.17</b>	<b>117,007,363.36</b>	<b>603,956.00</b>	<b>5,000.00</b>																							
<b>TOTAL PS</b>		<b>227,427,000.00</b>	<b>(5,760,861.83)</b>	<b>82,466,066.53</b>	<b>105,137,160.10</b>	<b>110,894,420.17</b>	<b>14,261,791.75</b>	<b>17,629,389.66</b>	<b>15,086,626.40</b>	<b>63,312,656.36</b>	<b>110,290,464.17</b>	<b>14,261,791.75</b>	<b>17,629,389.66</b>	<b>15,086,626.40</b>	<b>63,307,656.36</b>	<b>110,285,464.17</b>	<b>117,007,363.36</b>	<b>603,956.00</b>	<b>5,000.00</b>																							
<b>MAINTENANCE AND OTHER OPERATING EXPENSES</b>																																										
Traveling Expenses - Local	50201010 00	3,301,000.00	(388,105.74)	2,912,894.26	2,912,894.26	2,912,894.26	791,968.72	1,197,413.11	673,219.32	149,343.11	2,811,944.26	791,968.72	1,197,413.11	673,219.32	142,083.11	2,804,684.26		100,950.00		7,260.00																						
Training Expenses	50202010 00	2,612,000.00	835,132.82	3,447,132.82	3,447,132.82	3,447,132.82	2,147,048.58	601,631.18	295,065.51	331,640.00	3,376,385.27	2,147,048.58	591,656.18	295,065.51	331,640.00	3,365,410.27		71,747.55		9,975.00																						
Office Supplies Expenses	50203010 00	1,718,000.00	254,944.36	1,972,944.36	1,972,944.36	1,972,944.36	760,947.00	476,572.64	690,110.72	45,314.00	1,972,944.36	760,947.00	476,572.64	626,403.16	45,314.00	1,909,236.80				63,707.56																						
Accountable Forms Expenses	50203020 00	1,171,000.00	(443,660.00)	727,440.00	727,440.00	727,440.00					727,440.00				727,440.00																											
Fuel, Oil and Lubricants Expense	50203090 00	1,171,000.00	(110,284.86)	1,060,715.14	1,060,715.14	1,060,715.14	140,279.78	99,961.16	359,422.23	461,051.97	1,060,715.14	140,279.78	99,961.16	359,422.23	461,051.97	1,050,715.14				10,000.00																						
Agricultural and Marine Supplies	50203100 00	107,130.00		107,130.00	107,130.00	107,130.00	107,130.00				107,130.00	107,130.00				107,130.00																										
Textbooks and Instructional Materials Expenses	50203110 01	115,000.00		115,000.00	115,000.00	115,000.00		115,000.00			115,000.00				115,000.00																											
Semi-expendable Machinery	50203210 00	268,000.00	829,087.89	1,097,087.89	1,097,087.89	1,097,087.89		449,903.29	133,000.00	494,764.60	1,077,667.89		449,903.29	133,000.00	51,144.60	634,047.89		19,400.00		443,620.00																						
Semi-expendable - Furniture and Equipment	50203220 00	268,000.00	(252,050.00)	16,950.00	16,950.00	16,950.00	15,790.00	12,800.00	6,760.00		35,350.00	15,790.00	12,800.00	6,760.00		35,350.00		(19,400.00)																								
Other Supplies and Materials Expenses	50203990 00	2,423,000.00	2,544,157.20	4,967,157.20	4,967,157.20	4,967,157.20	1,606,248.20	1,498,405.00	1,503,843.00	257,661.00	4,766,157.20	1,606,248.20	1,498,405.00	1,475,663.00	232,861.00	4,713,177.20		201,000.00		52,980.00																						
Water Expenses	50204010 00	69,000.00	(69,000.00)																																							
Electricity Expenses	50204020 00	3,600,000.00	832,430.88	4,432,430.88	4,432,430.88	4,432,430.88	2,311,558.86	1,486,209.08	607,825.93	26,837.01	4,432,430.88	2,311,558.86	1,486,209.08	607,825.93	26,837.01	4,432,430.88																										
Postage and Courier Services	50205010 00	68,562.00	80,183.00	148,745.00	148,745.00	148,745.00																																				



STATEMENT OF APPROPRIATION, ALLOTMENTS, OBLIGATIONS, DISBURSEMENT ANB BALANCES  
As of DECEMBER 31, 2024

FAR No. 1-Ab

Department: SUC's  
Agency: BENGUET STATE UNIVERSITY  
Operating Unit:  
Organization Code (UACS): 08017000000  
Funding Source Code (as Clustered):01101101/01101406/01104102/01102101/01101407

Current Year Appropriation  
Supplemental Appropriation  
Continuing Appropriation

PARTICULARS	UACS CODE	Authorized Appropriation	Adjustment (Realignment)	Adjusted Appropriation	Allotments Received	Adjusted total Allotment	Obligations					Disbursements					Unreleased Appropriation	Unobligated Allotment	Unpaid Obligations	
							1st Quarter	2nd Quarter	3rd Quarter	4th Quarter	Total	1ST Quarter	2nd Quarter	3rd Quarter	4th Quarter	Total			Due and Demandable	NOT YET Due and Demandable
							10	11	12	13	14	15	16	17	18	19			20	21=(9-14)
Repairs and Maintenance -	50213040 00	10,608,000.00	(3,182,308.58)	7,425,691.42	7,425,691.42	7,425,691.42	2,691,729.96	1,795,530.49	1,985,182.77	641,716.51	7,114,159.73	2,691,729.96	1,795,530.49	1,985,182.77	462,816.51	6,835,259.73	311,531.69	178,900.00	-	
Repairs and Maintenance -	50213050 00	1,171,000.00	(943,473.38)	227,526.62	227,526.62	227,526.62	86,009.00	54,902.22	-	86,615.40	227,526.62	86,009.00	51,402.22	-	54,815.40	192,226.62	-	35,300.00	-	
Machinery and Equipment	50213060 00	1,171,000.00	137,069.25	1,308,069.25	1,308,069.25	1,308,069.25	98,118.25	162,445.00	39,820.00	1,007,686.00	1,308,069.25	95,358.25	162,445.00	39,820.00	1,007,686.00	1,305,309.25	-	2,760.00	-	
Fidelity Bond Premiums	50215020 00	213,000.00	189,363.75	402,363.75	402,363.75	402,363.75	353,463.75	150.00	48,750.00	-	402,363.75	353,463.75	150.00	48,750.00	-	402,363.75	-	-	-	
Insurance Expenses	50215030 00	150,000.00	1,224,834.34	1,374,834.34	1,374,834.34	1,374,834.34	86,882.47	7,500.00	1,280,451.87	-	1,374,834.34	86,882.47	7,500.00	1,280,451.87	-	1,374,834.34	-	-	-	
Labor and Wages	50216010 00	650,000.00	(497,150.77)	152,849.23	152,849.23	152,849.23	10,605.44	21,253.50	120,990.29	-	152,849.23	10,605.44	21,253.50	120,990.29	-	152,849.23	-	-	-	
Advertising Expenses	50299010 00	288,000.00	(225,451.23)	62,548.77	62,548.77	62,548.77	3,000.00	58,896.00	-	-	61,896.00	3,000.00	58,896.00	-	-	61,896.00	652.77	-	-	
Printing and Publication Expen	50299020 00	718,000.00	155,682.00	873,682.00	873,682.00	873,682.00	399,420.00	339,762.00	134,500.00	-	873,682.00	399,420.00	338,350.00	80,500.00	-	818,270.00	-	55,412.00	-	
Representation Expenses	50299030 00	3,301,000.00	(1,351,368.00)	1,949,632.00	1,949,632.00	1,949,632.00	814,576.00	328,245.00	480,802.00	269,626.00	1,893,249.00	814,576.00	325,061.00	480,802.00	239,628.00	1,860,067.00	56,383.00	33,182.00	-	
Rent-Motor Vehicle	50299050 03	-	-	-	-	-	-	-	-	-	-	-	-	-	-	-	-	-	-	
Membership Dues and	50299060 00	205,000.00	(203,973.73)	1,026.27	1,026.27	1,026.27	-	-	-	-	-	-	-	-	-	-	-	-	1,026.27	
Other Maintenance and	50299990 99	4,738,000.00	(2,944,418.66)	1,791,581.34	1,791,581.34	1,791,581.34	13,568.00	215,934.15	849,105.50	662,337.00	1,740,944.65	13,568.00	215,724.15	123,569.50	662,337.00	1,015,198.65	50,636.69	725,746.00	-	
<b>TOTAL MOOE</b>		<b>47,689,350.90</b>	<b>-</b>	<b>47,689,350.90</b>	<b>47,689,350.90</b>	<b>47,689,350.90</b>	<b>13,831,134.44</b>	<b>12,072,665.60</b>	<b>15,335,756.10</b>	<b>5,382,555.77</b>	<b>46,622,111.91</b>	<b>13,828,374.44</b>	<b>12,054,384.60</b>	<b>14,464,332.54</b>	<b>4,656,177.77</b>	<b>45,003,269.35</b>	<b>-</b>	<b>1,067,238.99</b>	<b>1,618,842.56</b>	<b>-</b>
<b>CAPITAL OUTLAY</b>																				
<b>MOTOR VEHICLE</b>	50604060 00	800,000.00	-	800,000.00	800,000.00	800,000.00	-	667,500.00	-	-	667,500.00	-	667,500.00	-	-	667,500.00	-	132,500.00	-	
Subtotal		800,000.00	-	800,000.00	800,000.00	800,000.00	-	667,500.00	-	-	667,500.00	-	667,500.00	-	-	667,500.00	-	132,500.00	-	
<b>TOTAL CO</b>		<b>800,000.00</b>	<b>-</b>	<b>800,000.00</b>	<b>800,000.00</b>	<b>800,000.00</b>	<b>-</b>	<b>667,500.00</b>	<b>-</b>	<b>-</b>	<b>667,500.00</b>	<b>-</b>	<b>667,500.00</b>	<b>-</b>	<b>-</b>	<b>667,500.00</b>	<b>-</b>	<b>132,500.00</b>	<b>-</b>	
<b>TOTAL GASS</b>		<b>275,916,350.90</b>	<b>-</b>	<b>130,954,417.43</b>	<b>153,626,511.00</b>	<b>159,383,771.07</b>	<b>28,092,926.19</b>	<b>30,369,555.26</b>	<b>30,422,382.50</b>	<b>-</b>	<b>88,884,863.95</b>	<b>28,090,166.19</b>	<b>30,351,274.26</b>	<b>29,550,958.94</b>	<b>67,963,834.13</b>	<b>155,956,233.52</b>	<b>117,007,363.36</b>	<b>1,803,694.99</b>	<b>1,623,842.56</b>	<b>-</b>
<b>SUPPORT TO OPERATIONS</b>																				
<b>PERSONNEL SERVICES</b>																				
Basic Salary - Civilian	50101010 01	28,204,000.00	213,927.21	28,417,927.21	28,417,927.21	28,417,927.21	6,523,393.18	6,571,963.97	6,130,635.03	9,191,935.03	28,417,927.21	6,523,393.18	6,571,963.97	6,130,635.03	9,191,935.03	28,417,927.21	-	-	-	
Casual & Contractual	50101020 00	-	-	-	-	-	-	-	-	-	-	-	-	-	-	-	-	-	-	
PERA - Civilian	50102010 01	1,536,000.00	(95,391.84)	1,440,608.36	1,440,608.36	1,440,608.36	353,636.36	362,881.08	353,090.92	371,000.00	1,440,608.36	353,636.36	362,881.08	353,090.92	371,000.00	1,440,608.36	-	-	-	
Representation Allowance (RA)	50102020 00	59,000.00	-	59,000.00	59,000.00	59,000.00	17,000.00	12,000.00	12,000.00	18,000.00	59,000.00	17,000.00	12,000.00	12,000.00	18,000.00	59,000.00	-	-	-	
Transportation Allowance	50102030 01	58,910.00	-	58,910.00	58,910.00	58,910.00	17,000.00	12,000.00	12,000.00	17,910.00	58,910.00	17,000.00	12,000.00	12,000.00	17,910.00	58,910.00	-	-	-	
Clothing/Uniform Allowance - Civilian	50102040 01	384,000.00	1,000.00	385,000.00	385,000.00	385,000.00	385,000.00	-	-	385,000.00	385,000.00	-	-	-	-	385,000.00	-	-	-	
Subsistence Allowance	50102050 03	66,000.00	10,072.73	76,072.73	76,072.73	76,072.73	15,250.00	19,850.00	18,072.73	23,100.00	76,072.73	15,250.00	19,850.00	18,072.73	23,100.00	76,072.73	-	-	-	
Laundry Allowance	50102060 04	9,000.00	3,486.36	12,486.36	12,486.36	12,486.36	2,079.54	2,679.56	4,427.26	3,300.00	12,486.36	2,079.54	2,679.56	4,427.26	3,300.00	12,486.36	-	-	-	
Honorarium - Civilian	50102100 01	-	-	-	-	-	-	-	-	-	-	-	-	-	-	-	-	-	-	
Hazard Pay - Civilian	50102110 02	-	-	-	-	-	-	-	-	-	-	-	-	-	-	-	-	-	-	
HP - Magna Carta Benefits for Public Health Workers under R.A. 7305	50102110 05	667,000.00	183,580.37	850,580.37	850,580.37	850,580.37	180,366.60	242,768.85	247,243.80	180,201.12	850,580.37	180,366.60	242,768.85	247,243.80	180,201.12	850,580.37	-	-	-	
Year End Bonus	50102140 00	2,350,000.00	(109,184.00)	2,240,816.00	2,240,816.00	2,240,816.00	-	-	-	2,240,816.00	2,240,816.00	-	-	-	2,240,816.00	2,240,816.00	-	-	-	
Cash Gift - Civilian	50102150 01	320,000.00	(14,000.00)	306,000.00	306,000.00	306,000.00	-	-	-	306,000.00	306,000.00	-	-	-	306,000.00	306,000.00	-	-	-	
Productivity Enhancement Inc	50102990 12	320,000.00	(16,000.00)	304,000.00	304,000.00	304,000.00	-	-	-	304,000.00	304,000.00	-	-	-	304,000.00	304,000.00	-	-	-	
Mid-Year Bonus	50102990 36	2,350,000.00	(316,321.00)	2,033,679.00	2,033,679.00	2,033,679.00	-	2,033,679.00	-	-	2,033,679.00	-	2,033,679.00	-	-	2,033,679.00	-	-	-	
Pag-IBIG - Civilian	50103020 01	77,000.00	63,500.00	140,500.00	140,500.00	140,500.00	29,900.00	36,400.00	36,600.00	37,600.00	140,500.00	29,900.00	36,400.00	36,600.00	37,600.00	140,500.00	-	-	-	
PhilHealth - Civilian	50103030 01	627,000.00	32,919.97	659,919.97	659,919.97	659,919.97	166,291.64	159,984.70	162,022.05	171,621.58	659,919.97	166,291.64	159,984.70	162,022.05	171,621.58	659,919.97	-	-	-	
ECIP - Civilian	50103040 01	77,000.00	(9,500.00)	67,500.00	67,500.00	67,500.00	12,200.00	18,300.00	18,200.00	18,800.00	67,500.00	12,200.00	18,300.00	18,200.00	18,800.00	67,500.00	-	-	-	
Lump-sum for Step Increments	50104990 10	71,000.00	-	71,000.00	71,000.00	71,000.00	-	-	-	-	71,000.00	-	-	-	-	71,000.00	-	-	-	
Loyalty Award Incentive	50104990 38	40,000.00	5,000.00	45,000.00	45,000.00	45,000.00	45,000.00	-	-	-	45,000.00	45,000.00	-	-	-	45,000.00	-	-	-	
Other Personnel Benefits	50104990 99	-	-	-	-	-	5,085,827.00	-	-	-	5,085,827.00	-	-	-	-	5,085,827.00	-	-	-	
<b>SUB-TOTAL WITHOUT RLIP</b>		<b>37,098,000.00</b>	<b>0.00</b>	<b>37,098,000.00</b>	<b>42,183,827.00</b>	<b>42,183,827.00</b>	<b>7,747,117.32</b>	<b>9,472,307.16</b>	<b>6,994,291.79</b>	<b>17,970,110.73</b>	<b>42,183,827.00</b>	<b>7,747,117.32</b>	<b>9,472,307.16</b>	<b>6,994,291.79</b>	<b>17,970,110.73</b>	<b>42,183,827.00</b>	<b>-</b>	<b>-</b>	<b>-</b>	
<b>Automatic Appropriation</b>																				
Employ. Comp. Ins. Prem.- RLIP	50103010 00	3,385,000.00	-	3,385,000.00	3,385,000.00	3,385,000.00	793,339.08	769,705.78	777,496.70	1,044,458.44	3,385,000.00	793,339.08	769,705.78	777,496.70	1,044,458.44	3,385,000.00	-	-	-	
Subtotal		40,483,000.00	0.00	40,483,000.00	40,483,000.00	40,483,000.00	40,483,000.00	10,242,012.94	7,771,788.49	19,014,569.17	45,568,827.00	8,540,456.40	10,242,012.94	7,771,788.49	19,014,569.17	45,568,827.00	-	-	-	
<b>TOTAL PS</b>		<b>40,483,000.00</b>	<b>0.00</b>	<b>40,483,000.00</b>	<b>45,568,827.00</b>	<b>45,568,827.00</b>	<b>40,483,000.00</b>	<b>10,242,012.94</b>	<b>7,771,788.49</b>	<b>19,014,569.17</b>										



STATEMENT OF APPROPRIATION, ALLOTMENTS, OBLIGATIONS, DISBURSEMENT ANB BALANCES  
As of DECEMBER 31, 2024

FAR No. 1-Ab

Department: SUC's  
Agency: BENGUET STATE UNIVERSITY  
Operating Unit:  
Organization Code (UACS): 08017000000  
Funding Source Code (as Clustered):01101101/01101406/01104102/01102101/01101407

Current Year Appropriation  
Supplemental Appropriation  
Continuing Appropriation

PARTICULARS	UACS CODE	Authorized Appropriation	Adjustment (Realignment)	Adjusted Appropriation	Allotments Received	Adjusted total Allotment	Obligations					Disbursements					Unreleased Appropriation	Unobligated Allotment	Unpaid Obligations	
							1st Quarter	2nd Quarter	3rd Quarter	4th Quarter	Total	1ST Quarter	2nd Quarter	3rd Quarter	4th Quarter	Total			Due and Demandable	Not Yet Due and Demandable
	2		4	5	6	9	10	11		13	14	15	16	17	18	19	20	21=(9-14)	22	23
Fuel, Oil and Lubricants Expense	50203090 00	245,000.00		245,000.00	245,000.00	245,000.00	-				-	-	-	-	-	-		245,000.00	-	-
Agricultural and Marine Supplies	50203100 00																			
Textbooks and Instructional Materials	50203110 01	380,000.00	373,641.00	753,641.00	753,641.00	753,641.00	753,641.00				753,641.00	753,641.00	-	-	-	753,641.00				
Semi-expendable Machinery and Equipment	50203210 00	54,000.00	(185.00)	53,815.00	53,815.00	53,815.00	-	22,770.00			22,770.00	-	22,770.00	-	-	22,770.00		31,045.00	-	-
Semi-expendable - Furniture and Equipment	50203220 00	54,000.00		54,000.00	54,000.00	54,000.00	-	6,800.00			6,800.00	-	6,800.00	-	-	6,800.00		47,200.00	-	-
Other Supplies and Materials Expense	50203990 00	1,568,000.00		1,568,000.00	1,568,000.00	1,568,000.00	950.00	103,120.00			104,070.00	950.00	103,120.00	-	-	104,070.00		1,463,930.00	-	-
Water Expenses	50204010 00	70,000.00		70,000.00	70,000.00	70,000.00	-				-	-	-	-	-	-		70,000.00	-	-
Electricity Expenses	50204020 00	275,000.00		275,000.00	275,000.00	275,000.00	-				-	-	-	-	-	-		275,000.00	-	-
Postage and Courier Services	50205010 00	11,000.00		11,000.00	11,000.00	11,000.00	-				-	-	-	-	-	-		11,000.00	-	-
Mobile	50205020 01	59,000.00		59,000.00	59,000.00	59,000.00	-				-	-	-	-	-	-		59,000.00	-	-
Landline	50205020 02	59,000.00		59,000.00	59,000.00	59,000.00	-				-	-	-	-	-	-		59,000.00	-	-
Cable, Satellite, Telegraph & Radio	50205040 00	25,000.00		25,000.00	25,000.00	25,000.00	-				-	-	-	-	-	-		25,000.00	-	-
Other Professional Services	50211990 00		534,000.00	534,000.00	534,000.00	534,000.00	-		334,000.00	35,003.57	369,003.57	-	-	334,000.00	35,003.57	369,003.57		164,996.43	-	-
Repairs and Maintenance - Building	50213040 00	408,000.00		408,000.00	408,000.00	408,000.00	-				-	-	-	-	-	-		408,000.00	-	-
Repairs and Maintenance - Machinery and Equipment	50213050 00	234,000.00	(234,000.00)				-				-	-	-	-	-	-			-	-
Repairs and Maintenance - Transportation	50213060 00	140,000.00		140,000.00	140,000.00	140,000.00	-				-	-	-	-	-	-		140,000.00	-	-
Printing and Publication Expenses	50299020 00	117,000.00		117,000.00	117,000.00	117,000.00	-		4,000.00		4,000.00	-	-	-	4,000.00	4,000.00		113,000.00	-	-
Representation Expenses	50299030 00	220,000.00		220,000.00	220,000.00	220,000.00	-				-	-	-	-	-	-		220,000.00	-	-
Other Maintenance and Operating Expenses	50299990 99	1,113,000.00	(373,641.00)	739,359.00	739,359.00	739,359.00	-	9,594.00	1,725.00		11,319.00	-	9,594.00	1,725.00	-	11,319.00		728,040.00	-	-
<b>TOTAL MOOE</b>		<b>6,715,000.00</b>	<b>(370.00)</b>	<b>6,714,630.00</b>	<b>6,714,630.00</b>	<b>6,714,630.00</b>	<b>894,381.00</b>	<b>300,392.72</b>	<b>338,400.00</b>	<b>95,998.57</b>	<b>1,629,172.29</b>	<b>894,381.00</b>	<b>300,392.72</b>	<b>338,400.00</b>	<b>95,998.57</b>	<b>1,629,172.29</b>		<b>5,085,457.71</b>		
<b>TOTAL SUPPORT TO OPERATIONS</b>		<b>47,198,000.00</b>	<b>(370.00)</b>	<b>47,197,630.00</b>	<b>52,283,457.00</b>	<b>52,283,457.00</b>	<b>41,377,981.00</b>	<b>10,542,405.66</b>	<b>8,110,188.49</b>	<b>19,110,567.74</b>	<b>47,197,999.29</b>	<b>9,434,837.40</b>	<b>10,542,405.66</b>	<b>8,110,188.49</b>	<b>19,110,567.74</b>	<b>47,197,999.29</b>		<b>5,085,457.71</b>		
<b>ADVANCED EDUCATION SERVICES</b>																				
<b>PERSONNEL SERVICES</b>																				
Basic Salary - Civilian	50101010 01	165,000.00	1,459,120.26	1,645,120.26	1,645,120.26	1,645,120.26	-		1,645,120.26		1,645,120.26	-	-	-	1,645,120.26	1,645,120.26				
PERA - Civilian	50102010 01	24,000.00	98,879.74	122,879.74	122,879.74	122,879.74	-		122,879.74		122,879.74	-	-	-	122,879.74	122,879.74				
Clothing/Uniform Allowance - Civilian	50102040 01	6,000.00	(6,000.00)	-	-	-	-		-		-	-	-	-	-	-				
Honorarium - Civilian	50102100 01	1,506,000.00	(1,506,000.00)	-	-	-	-		-		-	-	-	-	-	-				
Year End Bonus	50102140 00	15,000.00	(15,000.00)	-	-	-	-		-		-	-	-	-	-	-				
Cash Gift - Civilian	50102150 01	5,000.00	(5,000.00)	-	-	-	-		-		-	-	-	-	-	-				
Productivity Enhancement Incentive	50102990 12	5,000.00	(5,000.00)	-	-	-	-		-		-	-	-	-	-	-				
Mid-Year Bonus	50102990 36	15,000.00	(15,000.00)	-	-	-	-		-		-	-	-	-	-	-				
Pag-IBIG - Civilian	50103020 01	1,000.00	(1,000.00)	-	-	-	-		-		-	-	-	-	-	-				
PhilHealth - Civilian	50103030 01	4,000.00	(4,000.00)	-	-	-	-		-		-	-	-	-	-	-				
ECIP - Civilian	50103040 01	1,000.00	(1,000.00)	-	-	-	-		-		-	-	-	-	-	-				
<b>SUB-TOTAL WITHOUT RLIP</b>		<b>1,768,000.00</b>	<b>-</b>	<b>1,768,000.00</b>	<b>1,768,000.00</b>	<b>1,768,000.00</b>	<b>-</b>	<b>-</b>	<b>-</b>	<b>1,768,000.00</b>	<b>1,768,000.00</b>	<b>-</b>	<b>-</b>	<b>-</b>	<b>1,768,000.00</b>	<b>1,768,000.00</b>		<b>-</b>	<b>-</b>	<b>-</b>
Automatic Appropriation																				
Employ. Comp. Ins. Prem.- RLIP	50103010 00	22,000.00	-	22,000.00	22,000.00	22,000.00	-		22,000.00		22,000.00	-	-	-	22,000.00	22,000.00				
<b>Subtotal</b>		<b>1,790,000.00</b>	<b>-</b>	<b>1,790,000.00</b>	<b>1,790,000.00</b>	<b>1,790,000.00</b>	<b>-</b>	<b>-</b>	<b>-</b>	<b>1,790,000.00</b>	<b>1,790,000.00</b>	<b>-</b>	<b>-</b>	<b>-</b>	<b>1,790,000.00</b>	<b>1,790,000.00</b>		<b>-</b>	<b>-</b>	<b>-</b>
<b>TOTAL PS</b>		<b>1,790,000.00</b>	<b>-</b>	<b>1,790,000.00</b>	<b>1,790,000.00</b>	<b>1,790,000.00</b>	<b>-</b>	<b>-</b>	<b>-</b>	<b>1,790,000.00</b>	<b>1,790,000.00</b>	<b>-</b>	<b>-</b>	<b>-</b>	<b>1,790,000.00</b>	<b>1,790,000.00</b>		<b>-</b>	<b>-</b>	<b>-</b>
<b>MAINTENANCE AND OTHER OPERATING EXPENSES</b>																				
Traveling Expenses - Local	50201010 00	162,000.00	(113,930.11)	48,069.89	48,069.89	48,069.89	-			42,584.00	42,584.00	-	-	-	42,584.00	42,584.00		5,485.89	-	-
Training Expenses	50202010 00	95,400.00		95,400.00	95,400.00	95,400.00	-			95,400.00	95,400.00	-	-	-	95,400.00	95,400.00				
Office Supplies Expenses	50203010 00	234,000.00	(185,533.87)	48,466.13	48,466.13	48,466.13	8,601.00	8,612.00	14,918.91	13,662.25	45,794.16	8,601.00	8,612.00	2,160.00	13,662.25	33,035.25		2,671.97	12,758.91	
Accountable Forms Expenses	50203020 00	116,000.00	(72,025.00)	43,975.00	43,975.00	43,975.00	-				-	-	-	-	-	-		43,975.00	-	-
Fuel, Oil and Lubricants Expense	50203090 00	234,000.00		234,000.00	234,000.00	234,000.00	-			108,488.30	108,488.30	-	-	-	108,488.30	108,488.30		125,511.70	-	-
Semi-expendable Machinery and Equipment	50203210 00		11,964.00	11,964.00	11,964.00	11,964.00	-	11,964.00			-	-	11,964.00	-	-	-				
Semi-expendable - Furniture and Equipment	50203220 00		5,000.00	5,000.00	5,000.00	5,000.00	-			5,000.00	5,000.00	-	-	-	5,000.00	5,000.00				
Other Supplies and Materials Expense	50203990 00	192,000.00	(183,642.00)	8,358.00	8,358.00	8,358.00	-			8,358.00	8,358.00	-	-	-	8,358.00	8,358.00				
Postage and Courier Services	50205010 00	11,000.00		11,000.00	11,000.00	11,000.00	-				-	-	-	-	-	-		11,000.00	-	-
Mobile	50205020 01	30,000.00		30,000.00	30,000.00	30,000.00	-				-	-	-	-	-	-		30,000.00	-	-
Landline	50205020 02	30,000.00		30,000.00	30,000.00	30,000.00	-				-	-	-	-	-	-		30,000.00	-	-
Cable, Satellite, Telegraph & Radio	50205040 00	11,000.00		11,000.00	11,000.00	11,000.00	-				-	-	-	-	-	-		11,000.00	-	-
Other Professional Services	50211990 00		137,589.20	137,589.20	137,589.20	137,589.20	-			193,589.20	193,589.20	-	-	-	193,589.20	193,589.20		(56,000.00)	-	-
Security Services	50212030 00		772,152.78	772,152.78	772,152.78	772,152.78	-			753,594.50	753,594.50	-	-	-	-	-		18,558.28	753,594.50	
Repairs and Maintenance - Building	50213040 00	270,000.00		270,000.00	270,000.00	270,000.00	-				-	-	-	-	-	-				
Repairs and Maintenance - Machinery and Equipment	50213050 00	56,000.00		56,000.00	56,000.00	56,000.00	-				-	-	-	-	-	-		56,000.00	-	-
Advertising Expenses	50299010 00	116,000.00	(116,000.00)	-	-	-	-				-	-	-	-	-	-				



STATEMENT OF APPROPRIATION, ALLOTMENTS, OBLIGATIONS, DISBURSEMENT ANB BALANCES  
As of DECEMBER 31, 2024

FAR No. 1-Ab

Department: SUC's  
Agency: BENGUET STATE UNIVERSITY  
Operating Unit:  
Organization Code (UACS): 08017000000  
Funding Source Code (as Clustered):01101101/01101406/01104102/01102101/01101407

Current Year Appropriation  
Supplemental Appropriation  
Continuing Appropriation

PARTICULARS	UACS CODE	Authorized Appropriation	Adjustment (Realignment)	Adjusted Appropriation	Allotments Received	Adjusted total Allotment	Obligations					Disbursements					Unreleased Appropriation	Unobligated Allotment	Unpaid Obligations	
							1st Quarter	2nd Quarter	3rd Quarter	4th Quarter	Total	1ST Quarter	2nd Quarter	3rd Quarter	4th Quarter	Total			Due and Demandable	Not Yet Due and Demandable
	2		4	5	6	9	10	11	13	14	15	16	17	18	19	20	21=(9-14)	22	23	
Printing and Publication Expenses	50299020 00	20,000.00	(20,000.00)	-	-	-	-	-	-	-	-	-	-	-	-	-	-	-	-	
Representation Expenses	50299030 00		72,025.00	72,025.00	72,025.00	72,025.00	-	-	70,025.00	70,025.00	-	-	-	70,025.00	70,025.00	-	2,000.00	-	-	
Other Maintenance and Operat	50299990 99	133,000.00	(133,000.00)	-	-	-	-	-	-	-	-	-	-	-	-	-	-	-	-	
<b>TOTAL MOOE</b>		<b>1,615,000.00</b>	<b>-</b>	<b>1,615,000.00</b>	<b>1,615,000.00</b>	<b>1,615,000.00</b>	<b>8,601.00</b>	<b>20,576.00</b>	<b>14,918.91</b>	<b>1,290,701.25</b>	<b>1,334,797.16</b>	<b>8,601.00</b>	<b>20,576.00</b>	<b>2,160.00</b>	<b>537,106.75</b>	<b>568,443.75</b>	<b>-</b>	<b>280,202.84</b>	<b>766,353.41</b>	
<b>TOTAL ADVANCED EDUCATION SERVICES</b>		<b>3,405,000.00</b>	<b>-</b>	<b>3,405,000.00</b>	<b>3,405,000.00</b>	<b>3,405,000.00</b>	<b>8,601.00</b>	<b>20,576.00</b>	<b>14,918.91</b>	<b>3,124,797.16</b>	<b>8,601.00</b>	<b>20,576.00</b>	<b>2,160.00</b>	<b>2,327,106.75</b>	<b>2,358,443.75</b>	<b>-</b>	<b>280,202.84</b>	<b>766,353.41</b>	<b>-</b>	
<b>HIGHER EDUCATION - LA TRINIDAD CAMPUS</b>																				
<b>PERSONNEL SERVICES</b>																				
Basic Salary - Civilian	50101010 01	191,195,000.00	(14,250,072.00)	176,944,928.00	176,944,928.00	176,944,928.00	48,233,762.02	58,014,996.41	46,911,297.96	23,784,872.61	176,944,928.00	48,233,762.02	58,014,996.41	46,911,297.96	23,280,763.12	176,440,818.51	-	504,109.49	-	
Casual & Contractual	50101020 00	1,632,000.00	40,711,952.97	42,343,952.97	42,343,952.97	42,343,952.97	10,314,972.22	15,308,089.75	12,239,177.12	4,481,713.88	42,343,952.97	10,314,972.22	15,308,089.75	12,278,266.10	4,427,860.11	42,329,188.18	-	14,764.79	-	
PERA - Civilian	50102010 01	6,648,000.00	373,454.52	7,021,454.52	7,021,454.52	7,021,454.52	1,772,394.89	1,961,028.67	1,573,457.28	1,714,573.68	7,021,454.52	1,772,394.89	1,961,028.67	1,573,457.28	1,705,813.50	7,012,694.34	-	8,760.18	-	
Representation Allowance (RA)	50102020 00		299,500.00	299,500.00	299,500.00	299,500.00	74,000.00	90,500.00	84,000.00	51,000.00	299,500.00	74,000.00	90,500.00	84,000.00	51,000.00	299,500.00	-	-	-	
Transportation Allowance	50102030 01		293,948.05	293,948.05	293,948.05	293,948.05	74,000.00	90,500.00	82,647.72	46,800.33	293,948.05	74,000.00	90,500.00	82,647.72	46,800.33	293,948.05	-	-	-	
Clothing/Uniform Allowance - Civilian	50102040 01	1,662,000.00	312,000.00	1,974,000.00	1,974,000.00	1,974,000.00	1,925,000.00	14,000.00	35,000.00	1,974,000.00	1,925,000.00	14,000.00	35,000.00	14,000.00	1,974,000.00	1,974,000.00	-	-	-	
Honorarium - Civilian	50102100 01	45,180,000.00	(30,846,971.35)	14,333,028.65	14,333,028.65	14,333,028.65	23,195.30	10,530,708.83	3,218,518.96	560,605.56	14,333,028.65	23,195.30	10,530,708.83	3,218,518.96	560,605.56	14,333,028.65	-	-	-	
Year End Bonus	50102140 00	15,936,000.00	2,156,377.00	18,092,377.00	18,092,377.00	18,092,377.00	-	-	18,092,377.00	18,092,377.00	-	-	-	18,092,377.00	18,092,377.00	-	-	-	-	
Cash Gift - Civilian	50102150 01	1,385,000.00	99,000.00	1,484,000.00	1,484,000.00	1,484,000.00	-	2,500.00	1,481,500.00	1,484,000.00	-	-	2,500.00	-	1,480,000.00	1,482,500.00	-	1,500.00	-	
Productivity Enhancement Inc	50102990 12	1,385,000.00	-	1,385,000.00	1,385,000.00	1,385,000.00	-	-	1,385,000.00	1,385,000.00	-	-	-	-	1,385,000.00	1,385,000.00	-	-	-	
Performance Based Bonus-Civ	50102990 14	-	-	-	-	-	-	-	-	-	-	-	-	-	-	-	-	-	-	
Mid-Year Bonus	50102990 36	15,936,000.00	831,583.00	16,767,583.00	16,767,583.00	16,767,583.00	-	16,358,308.00	409,275.00	-	16,767,583.00	-	16,358,308.00	409,275.00	-	16,767,583.00	-	-	-	
Pag-IBIG - Civilian	50103020 01	325,000.00	312,413.81	637,413.81	637,413.81	637,413.81	147,000.00	177,400.00	176,800.00	136,213.81	637,413.81	147,000.00	177,400.00	176,800.00	136,213.81	637,413.81	-	-	-	
PhilHealth - Civilian	50103030 01	4,087,000.00	-	4,087,000.00	4,087,000.00	4,087,000.00	1,136,682.06	1,228,713.89	1,191,632.32	529,971.73	4,087,000.00	1,136,682.06	1,228,713.89	1,191,632.32	518,871.45	4,075,899.72	-	11,100.28	-	
ECIP - Civilian	50103040 01	331,000.00	(2,500.00)	328,500.00	328,500.00	328,500.00	59,100.00	89,400.00	87,800.00	92,200.00	328,500.00	59,100.00	89,400.00	87,800.00	92,200.00	328,500.00	-	-	-	
Lump-sum for Step Increments	50104990 10	530,000.00	(530,000.00)	-	-	-	-	-	-	-	-	-	-	-	-	-	-	-	-	
Loyalty Award Incentive	50104990 38	320,000.00	110,000.00	430,000.00	430,000.00	430,000.00	430,000.00	-	-	430,000.00	430,000.00	-	-	-	430,000.00	430,000.00	-	-	-	
Other Personnel Benefits	50104990 99	129,314.00	129,314.00	258,628.00	258,628.00	258,628.00	-	-	928,644.00	928,644.00	-	-	-	-	928,644.00	928,644.00	-	-	-	
<b>SUB-TOTAL WITHOUT RLIP</b>		<b>286,552,000.00</b>	<b>(0.00)</b>	<b>286,552,000.00</b>	<b>287,222,016.00</b>	<b>287,351,330.00</b>	<b>64,190,106.49</b>	<b>103,852,144.55</b>	<b>65,988,606.36</b>	<b>53,320,472.60</b>	<b>287,351,330.00</b>	<b>64,190,106.49</b>	<b>103,852,144.55</b>	<b>66,027,695.34</b>	<b>52,741,148.88</b>	<b>286,811,095.26</b>	<b>-</b>	<b>540,234.74</b>	<b>-</b>	
Automatic Appropriation																				
Employ. Comp. Ins. Prem.- RLIP	50103010 00	22,944,000.00	-	22,944,000.00	22,944,000.00	22,944,000.00	5,803,506.53	6,272,827.10	6,277,068.14	5,066,648.33	23,420,050.10	5,803,506.53	6,272,827.10	6,277,068.14	5,066,648.33	23,420,050.10	(476,050.10)	-	-	
<b>Subtotal</b>		<b>309,496,000.00</b>	<b>(0.00)</b>	<b>309,496,000.00</b>	<b>310,166,016.00</b>	<b>310,295,330.00</b>	<b>69,993,613.02</b>	<b>110,124,971.65</b>	<b>72,265,674.50</b>	<b>58,387,120.93</b>	<b>310,771,380.10</b>	<b>69,993,613.02</b>	<b>110,124,971.65</b>	<b>72,304,763.48</b>	<b>57,807,797.21</b>	<b>310,231,145.36</b>	<b>-</b>	<b>(476,050.10)</b>	<b>540,234.74</b>	
<b>TOTAL PS</b>		<b>309,496,000.00</b>	<b>(0.00)</b>	<b>309,496,000.00</b>	<b>310,166,016.00</b>	<b>310,295,330.00</b>	<b>69,993,613.02</b>	<b>110,124,972.65</b>	<b>72,265,674.50</b>	<b>58,387,120.93</b>	<b>310,771,381.10</b>	<b>69,993,613.02</b>	<b>110,124,971.65</b>	<b>72,304,763.48</b>	<b>57,807,797.21</b>	<b>310,231,145.36</b>	<b>-</b>	<b>(476,051.10)</b>	<b>540,235.74</b>	
<b>MAINTENANCE AND OTHER OPERATING EXPENSES</b>																				
Traveling Expenses - Local	50201010 00	5,804,000.00	(3,187,480.01)	2,616,519.99	2,616,519.99	2,616,519.99	785,852.85	1,252,324.44	279,459.94	291,236.76	2,608,873.99	785,852.85	1,252,324.44	279,459.94	278,286.76	2,595,923.99	7,646.00	12,950.00	-	
Traveling Expenses - Foreign	50201020 00	-	-	-	-	-	-	-	-	-	-	-	-	-	-	-	-	-	-	
Training Expenses	50202010 00	2,163,000.00	(439,751.18)	1,723,248.82	1,723,248.82	1,723,248.82	526,295.18	258,120.00	181,015.64	757,818.00	1,723,248.82	526,295.18	258,120.00	181,015.64	753,818.00	1,719,248.82	-	4,000.00	-	
Scholarship Grants/Expenses	50202020 00	800,000.00	(632,218.00)	167,782.00	167,782.00	167,782.00	40,342.00	24,000.00	30,020.00	73,420.00	167,782.00	40,342.00	24,000.00	30,020.00	73,420.00	167,782.00	-	-	-	
Survey, Research, Exploration	5020701000	-	-	-	-	-	-	-	-	-	-	-	-	-	-	-	-	-	-	
Office Supplies Expenses	50203010 00	1,892,000.00	13,243.46	1,905,243.46	1,905,243.46	1,905,243.46	728,564.18	797,629.64	167,001.64	212,048.00	1,905,243.46	728,564.18	797,629.64	2,640.00	212,048.00	1,740,881.82	-	164,361.64	-	
Accountable Forms Expenses	50203020 00	225,000.00	(225,000.00)	-	-	-	-	-	-	-	-	-	-	-	-	-	-	-	-	
Medical, Dental and Laboratory	50203080 00	46,000.00	57,618.00	103,618.00	103,618.00	103,618.00	35,740.00	39,598.00	-	28,280.00	103,618.00	35,740.00	39,598.00	-	28,280.00	103,618.00	-	-	-	
Fuel, Oil and Lubricants Expense	50203090 00	497,000.00	59,117.00	556,117.00	556,117.00	556,117.00	107,534.94	85,839.83	180,730.10	182,012.13	556,117.00	107,534.94	85,839.83	180,730.10	182,012.13	556,117.00	-	-	-	
Agricultural and Marine Supplies	50203100 00	596,000.00	(538,030.77)	57,969.23	57,969.23	57,969.23	57,969.23	57,969.23	-	-	57,969.23	57,969.23	-	-	57,969.23	57,969.23	-	-	-	
Textbooks and Instructional Materials	50203110 01	799,000.00	(798,802.10)	197.90	197.90	197.90	-	-	-	-	-	-	-	-	197.90	-	-	-	-	
Semi-expendable Machinery and Equipment	50203210 00	258,000.00	1,487,799.76	1,745,799.76	1,745,799.76	1,745,799.76	-	712,289.60	-	1,033,510.16	1,745,799.76	-	712,289.60	-	284,900.00	997,189.60	-	748,610.16	-	
Semi-expendable - Furniture and Equipment	50203220 00	258,000.00	(37,830.00)	220,170.00	220,170.00	220,170.00	63,070.00	169,200.00	-	9,600.00	241,870.00	63,070.00	169,200.00	-	9,600.00	241,870.00	(21,700.00)	-	-	
Other Supplies and Materials Expenses	50203990 00	2,858,000.00	(453,323.51)	2,404,676.49	2,404,676.49	2,404,676.49	1,376,531.09	173,075.00	324,947.00	308,423.40	2,182,976.49	1,261,496.09	173,075.00	278,927.00	308,423.40	2,021,921.49	21,700.00	161,055.00	-	
Water Expenses	50204010 00	305,000.00	(303,329.26)	1,6																



STATEMENT OF APPROPRIATION, ALLOTMENTS, OBLIGATIONS, DISBURSEMENT ANB BALANCES  
As of DECEMBER 31, 2024

FAR No. 1-Ab

Department: SUC's  
Agency: BENGUET STATE UNIVERSITY  
Operating Unit:  
Organization Code (UACS): 08017000000  
Funding Source Code (as Clustered):01101101/01101406/01104102/01102101/01101407

Current Year Appropriation  
Supplemental Appropriation  
Continuing Appropriation

PARTICULARS	UACS CODE	Authorized Appropriation	Adjustment (Realignment)	Adjusted Appropriation	Allotments Received	Adjusted total Allotment	Obligations					Disbursements					Unreleased Appropriation	Unobligated Allotment	Unpaid Obligations		
							1st Quarter	2nd Quarter	3rd Quarter	4th Quarter	Total	1ST Quarter	2nd Quarter	3rd Quarter	4th Quarter	Total			Due and Demandable	NOT FOR Due and Demandable	
							10	11	12	13	14	15	16	17	18	19			20	21=(9-14)	22
Fidelity Bond Premiums	50215020 00	2,000.00	(509.49)	1,490.51	1,490.51	1,490.51	-	401.25	900.00	-	-	1,301.25	-	401.25	900.00	-	-	1,301.25	189.26	-	-
Insurance Expenses	50215030 00	57,000.00	(33,569.93)	23,430.07	23,430.07	23,430.07	-	337.50	-	-	23,092.57	-	337.50	-	-	-	-	23,430.07	(0.00)	-	-
Labor and Wages	50216010 00	60,993.57	60,993.57	60,993.57	60,993.57	60,993.57	-	9,209.85	15,957.40	-	-	35,826.32	-	60,993.57	15,957.40	-	-	60,993.57	-	-	-
Advertising Expenses	50299010 00	109,000.00	(109,000.00)	-	-	-	-	-	-	-	-	-	-	-	-	-	-	-	-	-	-
Printing and Publication Expens	50299020 00	275,000.00	(259,977.61)	15,022.39	15,022.39	15,022.39	-	-	-	-	13,438.40	-	-	-	-	-	-	13,438.40	13,438.40	1,583.99	-
Representation Expenses	50299030 00	428,000.00	618,883.00	1,046,883.00	1,046,883.00	1,046,883.00	218,680.00	113,425.00	412,520.00	-	302,258.00	-	1,046,883.00	218,680.00	113,425.00	412,520.00	302,258.00	1,046,883.00	-	-	-
Membership Dues and Contrib	50299060 00	300,000.00	(170,000.00)	130,000.00	130,000.00	130,000.00	90,000.00	40,000.00	-	-	-	-	130,000.00	90,000.00	10,000.00	-	-	100,000.00	-	-	30,000.00
Library and Other Reading Mat	50299070 00	31,000.00	(31,000.00)	-	-	-	-	-	-	-	-	-	-	-	-	-	-	-	-	-	-
Subsidies - Others	50214990 00	82,849,000.00	-	82,849,000.00	78,849,000.00	78,849,000.00	-	-	-	-	78,849,000.00	-	-	-	-	-	-	78,849,000.00	78,849,000.00	-	-
Other Maintenance and	50299990 99	106,000.00	334,027.88	440,027.88	440,027.88	440,027.88	9,987.88	2,040.00	390,000.00	38,000.00	440,027.88	9,987.88	2,040.00	390,000.00	38,000.00	440,027.88	-	-	-	-	
<b>TOTAL MOOE</b>		<b>26,286,000.00</b>	<b>(0.00)</b>	<b>26,286,000.00</b>	<b>26,286,000.00</b>	<b>26,286,000.00</b>	<b>9,520,944.75</b>	<b>5,557,821.06</b>	<b>5,561,773.31</b>	<b>5,583,434.69</b>	<b>26,223,973.81</b>	<b>9,405,909.75</b>	<b>5,527,821.06</b>	<b>5,342,491.67</b>	<b>4,817,874.53</b>	<b>25,094,097.01</b>	<b>-</b>	<b>62,026.19</b>	<b>1,129,876.80</b>	<b>-</b>	<b>-</b>
<b>CAPITAL OUTLAY</b>																					
Machinery and Equipment	506040500-00	20,000,000.00	-	20,000,000.00	20,000,000.00	20,000,000.00	6,556,048.00	4,393,291.46	208,400.00	3,301,376.94	14,459,116.40	6,556,048.00	4,393,291.46	208,400.00	650,975.00	11,808,714.46	-	2,650,401.94	-	-	
MOTOR VEHICLE	50604060-00	1,700,000.00	-	1,700,000.00	1,700,000.00	1,700,000.00	-	1,696,500.00	-	-	1,696,500.00	-	-	1,696,500.00	-	1,696,500.00	-	3,500.00	-	-	
<b>TOTAL CO</b>				<b>21,700,000.00</b>	<b>21,700,000.00</b>	<b>21,700,000.00</b>				<b>3,301,376.94</b>	<b>16,155,616.40</b>	<b>6,556,048.00</b>	<b>4,393,291.46</b>		<b>650,975.00</b>	<b>11,600,314.46</b>	<b>-</b>	<b>2,653,901.94</b>	<b>-</b>	<b>-</b>	
<b>TOTAL HIGHER EDUCATION - LA TRINIDAD</b>		<b>335,782,000.00</b>	<b>(0.00)</b>	<b>357,482,000.00</b>	<b>358,152,016.00</b>	<b>358,281,330.00</b>	<b>79,514,557.77</b>	<b>115,682,792.71</b>	<b>77,827,447.81</b>	<b>67,271,932.55</b>	<b>353,150,970.31</b>	<b>85,955,570.77</b>	<b>120,046,084.17</b>	<b>77,647,255.15</b>	<b>63,276,646.74</b>	<b>346,925,556.83</b>	<b>-</b>	<b>2,239,878.03</b>	<b>1,670,111.54</b>	<b>-</b>	<b>-</b>
<b>BAMBOO INDUSTRY DEVELOPMENT FOR ENVIRONMENT CONSERVATION AND COUNTRYSIDE POST-COVID ECONOMIC RECOVERY</b>																					
Traveling Expenses - Local	50201010 00	450,000.00	(215,165.24)	234,834.76	234,834.76	234,834.76	5,500.00	21,700.00	69,789.00	51,433.00	148,422.00	5,500.00	21,700.00	69,789.00	43,598.00	140,587.00	-	86,412.76	7,835.00	-	
Traveling Expenses - Foreign	50201020 00	-	-	-	-	-	-	-	-	-	-	-	-	-	-	-	-	-	-	-	
Training Expenses	50202010 00	500,000.00	79,990.00	579,990.00	579,990.00	579,990.00	-	17,000.00	57,600.00	250,390.00	324,990.00	-	17,000.00	57,600.00	232,290.00	306,890.00	-	255,000.00	18,100.00	-	
Scholarship Grants/Expenses	50202020 00	-	-	-	-	-	-	-	-	-	-	-	-	-	-	-	-	-	-	-	
Survey, Research, Exploration	5020701000	-	-	-	-	-	-	-	-	-	-	-	-	-	-	-	-	-	-	-	
Office Supplies Expenses	50203010 00	400,000.00	(259,078.00)	140,922.00	140,922.00	140,922.00	-	35,051.55	-	57,000.00	92,051.55	-	35,051.55	-	57,000.00	92,051.55	-	48,870.45	-	-	
Accountable Forms Expenses	50203020 00	-	-	-	-	-	-	-	-	-	-	-	-	-	-	-	-	-	-	-	
Medical, Dental and Laboratory	50203080 00	500,000.00	(245,912.00)	254,088.00	254,088.00	254,088.00	-	-	-	254,088.00	254,088.00	-	-	-	59,195.00	59,195.00	-	-	194,893.00	-	
Fuel, Oil and Lubricants Expens	50203090 00	-	(28,000.00)	(28,000.00)	(28,000.00)	(28,000.00)	-	2,000.00	22,545.56	17,804.00	42,349.56	-	2,000.00	22,545.56	16,304.00	40,849.56	-	(70,349.56)	1,500.00	-	
Agricultural and Marine Suppl	50203100 00	700,000.00	(42,367.50)	657,632.50	657,632.50	657,632.50	-	291,412.50	-	115,520.00	406,932.50	-	291,412.50	-	115,520.00	406,932.50	-	250,700.00	-	-	
Textbooks and Instructional M	50203110 01	-	-	-	-	-	-	-	-	-	-	-	-	-	-	-	-	-	-	-	
Semi-expendable Machinery a	50203210 00	500,000.00	1,384,202.74	1,884,202.74	1,884,202.74	1,884,202.74	-	48,379.00	-	1,810,787.74	1,859,166.74	-	48,379.00	-	1,360,946.00	1,409,325.00	-	25,036.00	449,841.74	-	
Semi-expendable - Furniture a	50203220 00	500,000.00	(180,420.00)	319,580.00	319,580.00	319,580.00	-	60,300.00	-	199,075.00	259,375.00	-	60,300.00	-	199,075.00	259,375.00	-	60,205.00	-	-	
Other Supplies and Materials E	50203990 00	-	(349,285.00)	(349,285.00)	(349,285.00)	(349,285.00)	-	140,420.00	-	60,995.00	201,415.00	-	140,420.00	-	60,995.00	201,415.00	-	(550,700.00)	-	-	
Mobile	50205020 01	150,000.00	(103,920.00)	46,080.00	46,080.00	46,080.00	-	46,080.00	-	46,080.00	46,080.00	-	46,080.00	-	46,080.00	46,080.00	-	-	-	-	
Repairs and Maintenance - Buil	50213040 00	-	280,915.00	280,915.00	280,915.00	280,915.00	-	-	-	280,915.00	280,915.00	-	-	-	280,915.00	280,915.00	-	-	-	-	
Labor and Wages	50216010 00	500,000.00	243,920.00	743,920.00	743,920.00	743,920.00	16,927.00	87,880.50	162,322.74	261,029.22	528,159.46	16,927.00	87,880.50	162,322.74	261,029.22	528,159.46	-	215,760.54	-	-	
Printing and Publication Expens	50299020 00	-	25,120.00	25,120.00	25,120.00	25,120.00	-	-	-	25,120.00	25,120.00	-	-	-	-	-	-	-	25,120.00	-	
Representation Expenses	50299030 00	400,000.00	(190,000.00)	210,000.00	210,000.00	210,000.00	600.00	3,960.00	7,500.00	27,000.00	39,060.00	600.00	3,960.00	7,500.00	27,000.00	39,060.00	-	170,940.00	-	-	
<b>TOTAL MOOE</b>		<b>5,000,000.00</b>	<b>-</b>	<b>5,000,000.00</b>	<b>5,000,000.00</b>	<b>5,000,000.00</b>	<b>23,027.00</b>	<b>754,183.55</b>	<b>319,757.30</b>	<b>3,411,156.96</b>	<b>4,608,124.81</b>	<b>23,027.00</b>	<b>754,183.55</b>	<b>319,757.30</b>	<b>2,713,867.22</b>	<b>3,810,835.07</b>	<b>-</b>	<b>491,875.19</b>	<b>697,289.74</b>	<b>-</b>	
<b>HIGHER EDUCATION - BOKOD CAMPUS</b>																					
<b>PERSONNEL SERVICES</b>																					
Basic Salary - Civilian	50101010 01	9,400,000.00	(639,877.80)	8,760,122.20	8,760,122.20	8,760,122.20	3,067,741.28	3,363,841.23	2,262,634.33	65,905.36	8,760,122.20	3,067,741.28	3,363,841.23	2,262,634.33	65,905.36	8,760,122.20	-	-	-	-	
Casual & Contractual	50101020 00	247,000.00	(65,305.31)	181,694.69	181,694.69	181,694.69	179,967.82	1,726.87	181,694.69	179,967.82	-	-	-	-	1,726.87	181,694.69	-	-	-	-	
PERA - Civilian	50102010 01	648,000.00	-	648,000.00	648,000.00	648,000.00	184,000.00	195,181.82	192,000.00	76,818.18	648,000.00	184,000.00	195,181.82	192,000.00	76,818.18	648,000.00	-	-	-	-	
Representation Allowance (RA)	50102020 00	-	72,000.00	72,000.00	72,000.00	72,000.00	10,000.00	20,000.00	18,000.00	24,000.00	72,000.00	10,000.00	20,000.00	18,000.00	24,000.00	72,000.00	-	-	-	-	
Transportation Allowance	50102030 01	-	72,000.00	72,000.00	72,000.00	72,000.00	10,000.00	20,000.00	18,000.00	24,000.00	72,000.00	10,000.00	20,000.00	18,000.00	24,000.00	72,000.00	-	-	-	-	
Clothing/Uniform Allowance - Civilian	50102040 01	162,000.00	62,000.00	224,000.00	224,000.00	224,000.00	-	224,000.00	-	-	224,000.00	-	224,000.00	-	-	224,000.00	-	-	-	-	
Year End Bonus	50102140 00	780,000.00	-	780,000.00	780,000.00	780,000.00	-	-	-	780,000.00	780,000.00	-	-	-	780,000.00	780,000.00	-	-	-	-	
Cash Gift - Civilian	50102150 01	135,000.00	-	135,000.00	135,000.00	135,000.00	-	-	-	135,000.00	135,000.00	-	-	-	135,000.00	135,000.00	-	-	-	-	
Productivity Enhancement Inc	50102990 12	135,000.00	41,000.00	176,000.00	176,000.00	176,000.00	-	-	-	176,000.00	176,000.00	-	-	-	176,000.00	176,000.00	-	-	-	-	



STATEMENT OF APPROPRIATION, ALLOTMENTS, OBLIGATIONS, DISBURSEMENT AND BALANCES  
As of DECEMBER 31, 2024

FAR No. 1-Ab

Department: SUC's  
Agency: BENGUET STATE UNIVERSITY  
Operating Unit:  
Organization Code (UACS): 08017000000  
Funding Source Code (as Clustered):01101101/01101406/01104102/01102101/01101407

Current Year Appropriation  
Supplemental Appropriation  
Continuing Appropriation

PARTICULARS	UACS CODE	Authorized Appropriation	Adjustment (Realignment)	Adjusted Appropriation	Allotments Received	Adjusted total Allotment	Obligations					Disbursements					Unreleased Appropriation	Unobligated Allotment	Unpaid Obligations	
							1st Quarter	2nd Quarter	3rd Quarter	4th Quarter	Total	1ST Quarter	2nd Quarter	3rd Quarter	4th Quarter	Total			Due and Demandable	Not Yet Due and Demandable
	2		4	5	6	9	10	11	13	14	15	16	17	18	19	20	21=(9-14)	22	23	
ECIP - Civilian	50103040 01	33,000.00	3,700.00	36,700.00	36,700.00	36,700.00	10,300.00	9,700.00	9,600.00	7,100.00	36,700.00	10,300.00	9,700.00	9,800.00	3,400.00	33,000.00	-	3,700.00	-	
Loyalty Award Incentive	50104990 00	25,000.00	(25,000.00)	-	-	-	-	5,000.00	20,000.00	-	25,000.00	-	5,000.00	20,000.00	-	25,000.00	(25,000.00)	-	-	
Other Personnel Benefits	50104990 99		41,900.00	41,900.00	41,900.00	41,900.00	-	-	16,900.00	16,900.00	-	-	-	16,900.00	16,900.00	-	25,000.00	-	-	
<b>SUB-TOTAL WITHOUT RLIP</b>		12,556,000.00	(0.00)	12,556,000.00	12,556,000.00	12,556,000.00	3,559,898.21	5,021,852.03	2,623,405.31	1,350,844.45	12,556,000.00	3,559,898.21	5,021,852.03	2,623,405.31	1,310,150.41	12,515,305.96	-	-	40,694.04	
Automatic Appropriation																				
Employ. Comp. Ins. Prem-RLIP	50103010 00	1,128,000.00	-	1,128,000.00	1,128,000.00	1,128,000.00	391,345.69	401,417.88	335,236.43	-	1,128,000.00	391,345.69	401,417.88	335,236.43	-	1,128,000.00	-	-	-	
Subtotal		13,684,000.00	(0.00)	13,684,000.00	13,684,000.00	13,684,000.00	3,951,243.90	5,423,269.91	2,958,641.74	1,350,844.45	13,684,000.00	3,951,243.90	5,423,269.91	2,958,641.74	1,310,150.41	13,643,305.96	-	-	40,694.04	
<b>TOTAL PS</b>		13,684,000.00	(0.00)	13,684,000.00	13,684,000.00	13,684,000.00	3,951,243.90	5,423,269.91	2,958,641.74	1,350,844.45	13,684,000.00	3,951,243.90	17,488,462.52	2,958,641.74	1,310,150.41	13,643,305.96	-	-	40,694.04	
<b>MAINTENANCE AND OTHER OPERATING EXPENSES</b>																				
Traveling Expenses - Local	50201010 00	784,000.00	(260,197.59)	523,802.41	523,802.41	523,802.41	29,076.00	330,069.91	77,860.50	86,796.00	523,802.41	29,076.00	330,069.91	77,860.50	86,796.00	523,802.41	-	-	-	
Traveling Expenses - Foreign	50201020 00			-	-	-	-	-	-	-	-	-	-	-	-	-	-	-	-	
Training Expenses	50202010 00	107,000.00	92,182.00	199,182.00	199,182.00	199,182.00	27,000.00	137,182.00	21,000.00	14,000.00	199,182.00	27,000.00	137,182.00	21,000.00	14,000.00	199,182.00	-	-	-	
Scholarship Grants/Expenses	50202020 00	100,000.00	(67,533.30)	32,466.70	32,466.70	32,466.70	-	-	-	-	-	-	-	-	-	-	32,466.70	-	-	
Office Supplies Expenses	50203010 00	164,000.00	112,151.30	276,151.30	276,151.30	276,151.30	-	73,328.00	202,823.30	276,151.30	-	73,328.00	202,823.30	-	276,151.30	-	-	-	-	
Fuel, Oil and Lubricants Expen	50203090 00	225,000.00	66,031.55	291,031.55	291,031.55	291,031.55	35,150.70	82,580.16	68,092.12	105,208.57	291,031.55	35,150.70	82,580.16	68,092.12	105,208.57	291,031.55	-	-	-	
Textbooks and Instructional M	50203110 01	112,000.00	(11,700.00)	100,300.00	100,300.00	100,300.00	-	92,540.00	-	92,540.00	-	-	92,540.00	-	92,540.00	-	7,760.00	-	-	
Semi-expendable Machinery a	50203210 00	51,000.00	(29,370.00)	21,630.00	21,630.00	21,630.00	-	19,380.00	2,250.00	21,630.00	-	19,380.00	2,250.00	-	21,630.00	-	-	-	-	
Semi-expendable - Furniture a	50203220 00	51,000.00		51,000.00	51,000.00	51,000.00	-	48,000.00	-	48,000.00	-	-	48,000.00	-	48,000.00	-	3,000.00	-	-	
Other Supplies and Materials E	50203990 00	36,000.00	162,158.00	198,158.00	198,158.00	198,158.00	23,900.00	19,558.00	154,700.00	198,158.00	23,900.00	19,558.00	-	154,700.00	198,158.00	-	-	-	-	
Water Expenses	50204010 00	20,000.00	(11,250.00)	8,750.00	8,750.00	8,750.00	-	-	-	-	-	-	-	-	-	-	8,750.00	-	-	
Electricity Expenses	50204020 00	250,000.00	112,590.84	362,590.84	362,590.84	362,590.84	107,361.56	78,303.11	97,548.12	362,590.84	107,361.56	78,303.11	97,548.12	79,378.05	362,590.84	-	-	-	-	
Postage and Courier Services	50205010 00	11,000.00	(10,240.79)	759.21	759.21	759.21	-	-	-	-	-	-	-	-	-	-	759.21	-	-	
Landline	50205020 02	135,000.00	(123,433.62)	11,566.38	11,566.38	11,566.38	-	-	-	-	-	-	-	-	-	-	11,566.38	-	-	
Internet Subscription Expense	50205030 00	98,000.00	30,018.79	128,018.79	128,018.79	128,018.79	24,200.60	45,318.19	35,100.00	128,018.79	24,200.60	45,318.19	35,100.00	23,400.00	128,018.79	-	-	-	-	
Cable, Satellite, Telegraph & R	50205040 00	15,000.00	(11,700.00)	3,300.00	3,300.00	3,300.00	-	-	-	-	-	-	-	-	-	-	3,300.00	-	-	
Repairs and Maintenance - Bui	50213040 00	224,000.00	402,940.00	626,940.00	626,940.00	626,940.00	-	183,538.00	400,452.00	42,950.00	626,940.00	-	183,538.00	400,452.00	42,950.00	626,940.00	-	-	-	
Repairs and Maintenance - Mac	50213060 00	224,000.00	(135,928.05)	88,071.95	88,071.95	88,071.95	25,737.00	58,400.00	-	84,137.00	25,737.00	-	58,400.00	-	84,137.00	-	3,934.95	-	-	
Repairs and Maintenance - Tra	50213060 00	153,000.00		153,000.00	153,000.00	153,000.00	-	29,450.00	114,384.00	143,834.00	-	29,450.00	114,384.00	-	143,834.00	-	9,166.00	-	-	
Fidelity Bond Premiums	50216020 00		11,250.00	11,250.00	11,250.00	11,250.00	11,250.00	-	-	11,250.00	11,250.00	-	-	-	11,250.00	-	-	-	-	
Insurance Expenses	50216030 00	35,000.00	(20,976.13)	14,023.87	14,023.87	14,023.87	14,023.87	-	14,023.87	14,023.87	14,023.87	-	-	-	14,023.87	-	-	-	-	
Representation Expenses	50299030 00	52,000.00	109,147.00	161,147.00	161,147.00	161,147.00	-	11,472.00	44,150.00	105,525.00	161,147.00	-	11,472.00	44,150.00	105,525.00	161,147.00	-	-	-	
Other Maintenance and Operat	50299990 99	25,000.00	113,860.00	138,860.00	138,860.00	138,860.00	131,000.00	-	7,860.00	138,860.00	131,000.00	-	7,860.00	-	138,860.00	-	-	-	-	
<b>TOTAL MOOE</b>		3,402,000.00	-	3,402,000.00	3,402,000.00	3,402,000.00	428,699.73	1,102,719.37	1,177,920.04	611,957.62	3,321,296.76	428,699.73	1,102,719.37	1,177,920.04	611,957.62	3,321,296.76	-	-	80,703.24	
<b>TOTAL HIGHER EDUCATION - BOKOD</b>		17,086,000.00	(0.00)	17,086,000.00	17,086,000.00	17,086,000.00	4,379,943.63	6,525,989.28	4,136,561.78	1,962,802.07	17,005,296.76	4,379,943.63	-	4,136,561.78	1,922,108.03	16,964,602.72	-	80,703.24	40,694.04	







STATEMENT OF APPROPRIATION, ALLOTMENTS, OBLIGATIONS, DISBURSEMENT AND BALANCES  
As of DECEMBER 31, 2024

FAR No. 1-Ab

Department: SUC's  
Agency: BENGUET STATE UNIVERSITY  
Operating Unit:  
Organization Code (UACS): 08017000000  
Funding Source Code (as Clustered):01101101/01101406/01104102/01102101/01101407

Current Year Appropriation  
Supplemental Appropriation  
Contingent Appropriation

PARTICULARS	UACS CODE	Authorized Appropriation	Adjustment (Realignment)	Adjusted Appropriation	Allotments Received	Adjusted total Allotment	Obligations					Disbursements					Unreleased Appropriation	Unobligated Allotment	Unpaid Obligations	
							1st Quarter	2nd Quarter	3rd Quarter	4th Quarter	Total	1ST Quarter	2nd Quarter	3rd Quarter	4th Quarter	Total			Due and Demandable	Not Due and Demandable
	2		4	5	6	9	10	11	13	14	15	16	17	18	19	20	21=(9-14)	22	23	
HP - Magna Carta Benefits for S & T	50102120 04	5,496,000.00	(5,432,473.74)	63,526.26	63,526.26	63,526.26	-	-	63,526.26	63,526.26	-	-	-	63,526.26	63,526.26	-	(0.00)	-	-	
Overtime Pay	50102130 01	-	-	-	-	-	-	-	-	-	-	-	-	-	-	-	-	-	-	
Night-shift Differential Pay	50102130 02	-	172,964.04	172,964.04	172,964.04	172,964.04	8,473.57	6,054.59	6,168.25	152,267.63	172,964.04	8,473.57	6,054.59	6,168.25	152,267.63	172,964.04	-	-	-	
Year End Bonus	50102140 00	2,674,000.00	2,060,191.00	4,734,191.00	4,734,191.00	4,734,191.00	41,719.50	-	6,168.25	4,692,471.50	4,734,191.00	41,719.50	-	4,692,471.50	4,734,191.00	-	-	-	-	
Cash Gift - Civilian	50102150 01	410,000.00	9,500.00	419,500.00	419,500.00	419,500.00	4,500.00	-	-	415,000.00	419,500.00	4,500.00	-	415,000.00	419,500.00	-	-	-	-	
Productivity Enhancement Inc	50102990 12	410,000.00	92,000.00	502,000.00	502,000.00	502,000.00	-	-	-	502,000.00	502,000.00	-	-	502,000.00	502,000.00	-	-	-	-	
Mid-Year Bonus	50102990 36	2,674,000.00	(294,640.00)	2,379,460.00	2,379,460.00	2,379,460.00	-	2,379,460.00	-	2,379,460.00	-	2,379,460.00	-	-	2,379,460.00	-	-	-	-	
Phg-IBIG - Civilian	50103020 01	98,000.00	95,657.33	193,657.33	193,657.33	193,657.33	41,000.00	50,400.00	50,600.00	51,657.33	193,657.33	41,000.00	50,400.00	50,600.00	51,657.33	-	-	-	-	
PhilHealth - Civilian	50103030 01	657,000.00	468,178.31	1,125,178.31	1,125,178.31	1,125,178.31	175,899.51	180,254.20	179,571.61	589,452.99	1,125,178.31	175,899.51	180,254.20	179,571.61	589,452.99	-	-	-	-	
ECIP - Civilian	50103040 01	98,000.00	(5,600.00)	92,400.00	92,400.00	92,400.00	16,300.00	26,000.00	25,300.00	24,800.00	92,400.00	16,300.00	26,000.00	25,300.00	24,800.00	-	-	-	-	
Loyalty Award Incentive	50104990 00	56,000.00	(16,000.00)	40,000.00	40,000.00	40,000.00	40,000.00	-	-	40,000.00	40,000.00	-	-	-	40,000.00	-	-	-	-	
Other Personnel Benefits	50104990 99	-	-	2,972,050.00	2,972,050.00	2,972,050.00	-	-	2,972,050.00	2,972,050.00	-	-	-	2,972,050.00	2,972,050.00	-	-	-	-	
<b>SUB-TOTAL WITHOUT RLIP TOTAL</b>		<b>57,598,000.00</b>	<b>0.00</b>	<b>57,598,000.00</b>	<b>60,570,050.00</b>	<b>60,570,050.00</b>	<b>8,824,554.85</b>	<b>10,966,245.71</b>	<b>8,440,243.57</b>	<b>32,339,005.87</b>	<b>8,824,554.85</b>	<b>10,966,245.71</b>	<b>8,440,243.57</b>	<b>32,339,005.87</b>	<b>60,570,050.00</b>	<b>-</b>	<b>(0.00)</b>	<b>-</b>	<b>-</b>	
Automatic Appropriation		-	-	-	-	-	-	-	-	-	-	-	-	-	-	-	-	-	-	
Employ. Comp. Ins. Prem-RLIP	50103010 00	3,851,000.00	-	3,851,000.00	3,851,000.00	3,851,000.00	876,792.56	926,258.28	936,455.51	1,111,493.65	3,851,000.00	876,792.56	926,258.28	936,455.51	1,111,493.65	-	-	-	-	
<b>Subtotal</b>		<b>61,449,000.00</b>	<b>0.00</b>	<b>61,449,000.00</b>	<b>64,421,050.00</b>	<b>64,421,050.00</b>	<b>9,701,347.41</b>	<b>11,892,503.99</b>	<b>9,376,699.08</b>	<b>33,450,499.52</b>	<b>9,701,347.41</b>	<b>11,892,503.99</b>	<b>9,376,699.08</b>	<b>33,450,499.52</b>	<b>64,421,050.00</b>	<b>-</b>	<b>(0.00)</b>	<b>-</b>	<b>-</b>	
<b>TOTAL PS</b>		<b>61,449,000.00</b>	<b>0.00</b>	<b>61,449,000.00</b>	<b>64,421,050.00</b>	<b>64,421,050.00</b>	<b>9,701,347.41</b>	<b>11,892,503.99</b>	<b>9,376,699.08</b>	<b>33,450,499.52</b>	<b>9,701,347.41</b>	<b>11,892,503.99</b>	<b>9,376,699.08</b>	<b>33,450,499.52</b>	<b>64,421,050.00</b>	<b>-</b>	<b>(0.00)</b>	<b>-</b>	<b>-</b>	
<b>MAINTENANCE AND OTHER OPERATING EXPENSES</b>																				
Traveling Expenses - Local	50201010 00	2,620,000.00	(1,161,440.40)	1,458,559.60	1,458,559.60	1,458,559.60	39,934.00	586,398.86	242,342.24	194,420.35	1,063,095.45	39,934.00	586,398.86	242,342.24	194,420.35	1,063,095.45	-	395,464.15	-	
Traveling Expenses - Foreign	50201020 00	-	-	-	-	-	-	-	-	-	-	-	-	-	-	-	-	-	-	
Training Expenses	50202010 00	2,527,000.00	80,555.65	2,607,555.65	2,607,555.65	2,607,555.65	195,280.00	386,266.00	548,250.00	1,477,759.65	2,607,555.65	195,280.00	386,266.00	548,250.00	1,399,209.65	2,529,005.65	-	78,550.00	-	
Scholarship Grants/Expenses	50202020 00	-	-	-	-	-	-	-	-	-	-	-	-	-	-	-	-	-	-	
Survey, Research, Exploration	5020701000	-	-	-	-	-	-	-	-	-	-	-	-	-	-	-	-	-	-	
Office Supplies Expenses	50203010 00	925,000.00	(200,000.00)	725,000.00	725,000.00	725,000.00	300,294.64	304,094.52	22,679.69	41,364.75	668,433.60	300,294.64	304,094.52	5,580.00	41,364.75	651,333.91	-	56,566.40	17,099.69	
Accountable Forms Expenses	50203020 00	225,000.00	(225,000.00)	-	-	-	-	-	-	-	-	-	-	-	-	-	-	-	-	
Medical, Dental and Laboratory	50203080 00	219,000.00	-	219,000.00	219,000.00	219,000.00	-	3,800.00	47,570.00	-	51,370.00	-	3,800.00	47,570.00	-	51,370.00	-	167,630.00	-	
Fuel, Oil and Lubricants Expen	50203090 00	939,000.00	35,361.26	974,361.26	974,361.26	974,361.26	38,857.70	57,455.20	244,078.47	266,315.39	606,706.76	38,857.70	57,455.20	244,078.47	258,287.22	598,678.59	-	367,654.50	8,028.17	
Agricultural and Marine Suppl	50203100 00	1,048,000.00	237,123.96	1,285,123.96	1,285,123.96	1,285,123.96	1,205,723.96	79,400.00	-	-	1,285,123.96	1,205,723.96	79,400.00	-	-	1,285,123.96	-	-	-	
Textbooks and Instructional M	50203110 01	148,000.00	-	148,000.00	148,000.00	148,000.00	-	-	-	-	-	-	-	-	-	-	-	148,000.00	-	
Semi-expendable Machinery	50203210 00	257,000.00	-	257,000.00	257,000.00	257,000.00	-	66,680.00	-	126,456.70	193,136.70	-	66,680.00	-	60,000.00	126,680.00	-	63,863.30	66,456.70	
Semi-expendable - Furniture	50203220 00	257,000.00	-	257,000.00	257,000.00	257,000.00	21,994.00	12,000.00	-	33,994.00	21,994.00	-	33,994.00	-	223,006.00	33,994.00	-	-	-	
Other Supplies and Materials	50203990 00	1,721,000.00	(5,623,743.00)	1,097,257.00	1,097,257.00	1,097,257.00	47,308.00	74,104.00	126,245.00	826,640.00	1,074,297.00	47,308.00	74,104.00	116,045.00	826,640.00	1,064,097.00	-	22,960.00	10,200.00	
Water Expenses	50204010 00	6,721,000.00	1,496.03	152,496.03	152,496.03	152,496.03	7,145.58	10,187.22	9,573.90	7,340.01	34,246.71	7,145.58	10,187.22	9,573.90	7,340.01	34,246.71	-	118,249.32	-	
Electricity Expenses	50204020 00	452,000.00	1,348,590.58	1,800,590.58	1,800,590.58	1,800,590.58	120,782.58	102,137.14	829,578.29	748,092.57	1,800,590.58	120,782.58	102,137.14	829,578.29	748,092.57	1,800,590.58	-	-	-	
Postage and Courier Services	50205010 00	16,000.00	133,879.00	149,879.00	149,879.00	149,879.00	-	-	-	135,974.00	135,974.00	-	-	-	135,974.00	-	-	13,905.00	-	
Mobile	50205020 01	279,000.00	(279,000.00)	-	-	-	-	-	-	-	-	-	-	-	-	-	-	-	-	
Landline	50205020 02	112,000.00	-	112,000.00	112,000.00	112,000.00	-	-	-	-	-	-	-	-	-	-	-	112,000.00	-	
Internet Subscription Expenses	50205030 00	500,000.00	(210,006.00)	289,994.00	289,994.00	289,994.00	29,937.00	39,436.00	79,042.00	141,579.00	289,994.00	29,937.00	29,937.00	79,042.00	141,579.00	280,495.00	-	9,499.00	-	
Cable, Satellite, Telegraph & R	50205040 00	26,000.00	-	26,000.00	26,000.00	26,000.00	-	-	-	-	-	-	-	-	-	-	-	26,000.00	-	
Awards/Rewards Expenses	50206010 01	-	400,000.00	400,000.00	400,000.00	400,000.00	-	-	-	-	-	-	-	-	-	-	-	400,000.00	-	
Other Professional Services	50211990 00	350,000.00	5,437,127.13	5,787,127.13	5,787,127.13	5,787,127.13	3,184,513.84	1,201,154.19	1,401,459.10	5,787,127.13	3,184,513.84	-	1,201,154.19	1,401,459.10	5,787,127.13	-	-	-	-	
Repairs and Maintenance - Buil	50213040 00	261,000.00	-	261,000.00	261,000.00	261,000.00	27,248.00	-	-	159,170.00	186,418.00	-	-	-	27,248.00	-	-	74,582.00	159,170.00	
Repairs and Maintenance - Mar	50213050 00	81,000.00	-	81,000.00	81,000.00	81,000.00	-	77,750.00	-	77,750.00	-	-	77,750.00	-	77,750.00	-	-	3,250.00	-	
Repairs and Maintenance - Trai	50213060 00	-	425,804.14	425,804.14	425,804.14	425,804.14	-	-	309,266.00	309,266.00	-	-	-	-	309,266.00	-	-	116,538.14	-	
Fidelity Bond Premiums	50215020 00	108,150.00	-	108,150.00	108,150.00	108,150.00	22,500.00	1,125.00	-	84,525.00	108,150.00	22,500.00	1,125.00	-	84,525.00	108,150.00	-	-	-	
Insurance Expenses	50215030 00	-	2,460,295.00	2,460,295.00	2,460,295.00	2,460,295.00	-	-	1,560,874.30	860,295.00	2,421,169.30	-	-	1,560,874.30	860,295.00	2,421,169.30	-	39,125.70	-	
Labor and Wages	50216010 00	3,771,000.00	(274,503.06)	3,496,496.94	3,496,496.94	3,496,496.94	731,249.60	725,440.04	543,609.70	818,843.11	2,819,042.45	731,249.60	725,440.04	543,609.70	818,843.11	2,819,042.45	-	677,454.49	-	
Advertising Expenses	50299010 00	-	-	-																



STATEMENT OF APPROPRIATION, ALLOTMENTS, OBLIGATIONS, DISBURSEMENT ANB BALANCES  
As of DECEMBER 31, 2024

FAR No. 1-Ab

Department: SUC's  
Agency: BENGUET STATE UNIVERSITY  
Operating Unit:  
Organization Code (UACS): 08017000000  
Funding Source Code (as Clustered): 01101101/01101406/01104102/01102101/01101407

Current Year Appropriation  
Supplemental Appropriation  
Continuing Appropriation

PARTICULARS	UACS CODE	Authorized Appropriation	Adjustment (Realignment)	Adjusted Appropriation	Allotments Received	Adjusted total Allotment	Obligations					Disbursements					Unreleased Appropriation	Unobligated Allotment	Unpaid Obligations	
							1st Quarter	2nd Quarter	3rd Quarter	4th Quarter	Total	1ST Quarter	2nd Quarter	3rd Quarter	4th Quarter	Total			Due and Demandable	NOT YET Due and Demandable
	2		4	5	6	9	10	11	13	14	15	16	17	18	19	20	21=(9-14)	22	23	
Casual & Contractual	50101020 00			-	-	-	-	-	-	-	-	-	-	-	-	-	-	-	-	
PERA - Civilian	50102010 01	48,000.00	(24,272.73)	23,727.27	23,727.27	23,727.27	6,000.00	7,727.27	4,000.00	6,000.00	23,727.27	6,000.00	7,727.27	4,000.00	6,000.00	23,727.27	-	-	-	
Representation Allowance (RA)	50102020 00			88,000.00	88,000.00	88,000.00	17,000.00	18,000.00	18,000.00	35,000.00	88,000.00	17,000.00	18,000.00	18,000.00	35,000.00	88,000.00	-	-	-	
Transportation Allowance	50102030 01			90,736.60	90,736.60	90,736.60	17,000.00	17,446.02	18,000.00	38,290.58	90,736.60	17,000.00	17,446.02	18,000.00	38,290.58	90,736.60	-	-	-	
Clothing/Uniform Allowance - Civilian	50102040 01	12,000.00	(5,000.00)	7,000.00	7,000.00	7,000.00	7,000.00			7,000.00	7,000.00				7,000.00					
Honorarium - Civilian	50102100 01	168,000.00	(115,870.70)	52,129.30	52,129.30	52,129.30	-	52,129.30	52,129.30	52,129.30	52,129.30	-	-	-	52,129.30	52,129.30	-	-	-	
Year End Bonus	50102140 00	82,000.00	(63,745.00)	18,255.00	18,255.00	18,255.00	-	18,255.00	18,255.00	18,255.00	-	-	-	-	18,255.00	18,255.00	-	-	-	
Cash Gift - Civilian	50102150 01	10,000.00	(5,000.00)	5,000.00	5,000.00	5,000.00	-	5,000.00	5,000.00	5,000.00	-	-	-	-	5,000.00	5,000.00	-	-	-	
Productivity Enhancement Inc	50102990 12	10,000.00	(5,000.00)	5,000.00	5,000.00	5,000.00	-	5,000.00	5,000.00	5,000.00	-	-	-	-	5,000.00	5,000.00	-	-	-	
Mid-Year Bonus	50102990 36	82,000.00	(18,003.00)	63,997.00	63,997.00	63,997.00	-	63,997.00	63,997.00	63,997.00	-	-	63,997.00	-	63,997.00	63,997.00	-	-	-	
Pag-IBIG - Civilian	50103020 01	2,000.00		59,300.00	61,300.00	61,300.00	500.00	600.00	600.00	59,600.00	61,300.00	500.00	600.00	600.00	59,600.00	61,300.00	-	-	-	
PhilHealth - Civilian	50103030 01	22,000.00	403,187.69	425,187.69	425,187.69	425,187.69	4,799.78	4,799.79	2,038.74	413,549.38	425,187.69	4,799.78	4,799.79	2,038.74	413,549.38	425,187.69	-	-	-	
ECIP - Civilian	50103040 01	2,000.00	(900.00)	1,100.00	1,100.00	1,100.00	200.00	300.00	300.00	300.00	1,100.00	200.00	300.00	300.00	300.00	1,100.00	-	-	-	
Loyalty Award Incentive	50104990 00		5,000.00	5,000.00	5,000.00	5,000.00	5,000.00			5,000.00	5,000.00				5,000.00	5,000.00	-	-	-	
Other Personnel Benefits	50104990 99			-	1,514,579.00	1,514,579.00	-		1,514,579.00	1,514,579.00	-	-	-	1,514,579.00	1,514,579.00	-	-	-	-	
<b>SUB-TOTAL WITHOUT RLIP</b>		<b>1,422,000.00</b>	<b>0.00</b>	<b>1,422,000.00</b>	<b>2,936,579.00</b>	<b>2,936,579.00</b>	<b>249,490.78</b>	<b>360,131.22</b>	<b>124,488.74</b>	<b>2,202,468.26</b>	<b>2,936,579.00</b>	<b>249,490.78</b>	<b>360,131.22</b>	<b>124,488.74</b>	<b>2,202,468.26</b>	<b>2,936,579.00</b>	<b>-</b>	<b>-</b>	<b>-</b>	
<b>TOTAL</b>		<b>1,422,000.00</b>	<b>0.00</b>	<b>1,422,000.00</b>	<b>2,936,579.00</b>	<b>2,936,579.00</b>	<b>249,490.78</b>	<b>360,131.22</b>	<b>124,488.74</b>	<b>2,202,468.26</b>	<b>2,936,579.00</b>	<b>249,490.78</b>	<b>360,131.22</b>	<b>124,488.74</b>	<b>2,202,468.26</b>	<b>2,936,579.00</b>	<b>-</b>	<b>-</b>	<b>-</b>	
Automatic Appropriation																				
Emply. Comp. Ins. Prem.- RLIP	50103010 00	118,000.00		118,000.00	118,000.00	118,000.00	23,038.92	23,038.92	13,501.95	58,420.21	118,000.00	23,038.92	23,038.92	13,501.95	58,420.21	118,000.00	-	-	-	
<b>Subtotal</b>		<b>1,540,000.00</b>	<b>0.00</b>	<b>1,540,000.00</b>	<b>3,054,579.00</b>	<b>3,054,579.00</b>	<b>272,529.70</b>	<b>383,170.14</b>	<b>137,990.69</b>	<b>2,260,888.47</b>	<b>3,054,579.00</b>	<b>272,529.70</b>	<b>383,170.14</b>	<b>137,990.69</b>	<b>2,260,888.47</b>	<b>3,054,579.00</b>	<b>-</b>	<b>-</b>	<b>-</b>	
<b>TOTAL PS</b>		<b>1,540,000.00</b>	<b>0.00</b>	<b>1,540,000.00</b>	<b>3,054,579.00</b>	<b>3,054,579.00</b>	<b>272,529.70</b>	<b>383,170.14</b>	<b>137,990.69</b>	<b>2,260,888.47</b>	<b>3,054,579.00</b>	<b>272,529.70</b>	<b>383,170.14</b>	<b>137,990.69</b>	<b>2,260,888.47</b>	<b>3,054,579.00</b>	<b>-</b>	<b>-</b>	<b>-</b>	
<b>MAINTENANCE AND OTHER OPERATING EXPENSES</b>																				
Travelling Expenses - Local	50201010 00	435,000.00		435,000.00	435,000.00	435,000.00	-	47,250.00	93,381.00	155,915.60	296,546.60	-	47,250.00	93,381.00	155,915.60	296,546.60	-	138,453.40	-	
Trailing Expenses	50202010 00	282,000.00	(1,580.00)	280,420.00	282,000.00	282,000.00	-	46,900.00	154,576.00	16,000.00	219,476.00	-	46,900.00	154,576.00	16,000.00	219,476.00	-	62,524.00	-	
Office Supplies Expenses	50203010 00	372,000.00		372,000.00	372,000.00	372,000.00	25,760.00	34,561.76	34,554.88	28,229.50	123,106.14	25,760.00	34,561.76	2,230.00	28,229.50	90,781.26	-	248,893.86	32,324.88	
Accountable Forms Expenses	50203020 00	75,000.00		75,000.00	75,000.00	75,000.00	-	-	-	-	-	-	-	-	-	75,000.00	-	-	-	
Fuel, Oil and Lubricants Expen	50203090 00	224,000.00		224,000.00	224,000.00	224,000.00	500.00	5,685.15	11,379.60	5,500.00	23,064.75	500.00	5,685.15	11,379.60	5,500.00	23,064.75	-	200,935.25	-	
Agricultural and Marine Suppli	50203100 00	328,000.00	(63,600.00)	264,400.00	328,000.00	328,000.00	-	-	-	24,500.00	24,500.00	-	-	-	24,500.00	24,500.00	-	303,500.00	-	
Semi-expendable Machinery a	50203210 00	31,000.00	63,600.00	94,600.00	31,000.00	31,000.00	-	9,900.00	84,700.00	31,000.00	94,600.00	-	9,900.00	84,700.00	-	94,600.00	-	(63,600.00)	-	
Semi-expendable - Furniture a	50203220 00	31,000.00		31,000.00	31,000.00	31,000.00	-	-	-	-	-	-	-	-	-	31,000.00	-	-	-	
Other Supplies and Materials E	50203990 00	117,000.00	85,500.00	203,500.00	117,000.00	117,000.00	11,430.00	34,000.00	118,022.00	163,452.00	11,430.00	34,000.00	-	118,022.00	163,452.00	11,430.00	-	(46,452.00)	-	
Postage and Courier Services	50205010 00	16,000.00		16,000.00	16,000.00	16,000.00	-	-	-	-	-	-	-	-	-	16,000.00	-	-	-	
Mobile	50205020 01	23,000.00		23,000.00	23,000.00	23,000.00	-	4,200.00	-	-	4,200.00	-	4,200.00	-	4,200.00	4,200.00	-	18,800.00	-	
Landline	50205020 02	68,000.00		68,000.00	68,000.00	68,000.00	-	-	-	-	-	-	-	-	-	68,000.00	-	-	-	
Cable, Satellite, Telegraph & R	50205040 00	168,000.00		168,000.00	168,000.00	168,000.00	168,000.00	-	-	-	168,000.00	168,000.00	-	-	-	168,000.00	-	-	-	
Repairs and Maintenance - Bui	50213040 00	183,000.00	(10,500.00)	172,500.00	183,000.00	183,000.00	-	-	-	-	-	-	-	-	-	183,000.00	-	-	-	
Repairs and Maintenance - Ma	50213050 00	76,000.00	(76,000.00)	-	76,000.00	76,000.00	-	-	-	-	-	-	-	-	-	76,000.00	-	-	-	
Printing and Publication Expen	50299020 00	112,000.00		112,000.00	112,000.00	112,000.00	20,000.00	31,935.00	26,860.00	78,795.00	20,000.00	31,935.00	-	26,860.00	78,795.00	33,205.00	-	-	-	
Representation Expenses	50299030 00	54,000.00	1,580.00	55,580.00	54,000.00	54,000.00	22,080.00	10,500.00	1,800.00	21,200.00	55,580.00	22,080.00	10,500.00	1,800.00	21,200.00	55,580.00	-	(1,580.00)	-	
Other Maintenance and Operat	50299990 99	180,000.00		180,000.00	180,000.00	180,000.00	-	-	-	-	-	-	-	-	-	180,000.00	-	-	-	
<b>TOTAL MOOE</b>		<b>2,775,000.00</b>	<b>-</b>	<b>2,775,000.00</b>	<b>2,775,000.00</b>	<b>2,775,000.00</b>	<b>247,770.00</b>	<b>226,931.91</b>	<b>380,391.48</b>	<b>396,227.10</b>	<b>1,251,320.49</b>	<b>247,770.00</b>	<b>226,931.91</b>	<b>348,066.60</b>	<b>396,227.10</b>	<b>1,218,995.61</b>	<b>-</b>	<b>1,523,679.51</b>	<b>32,324.88</b>	
<b>TOTAL EXTENSION SERVICES</b>		<b>4,315,000.00</b>	<b>0.00</b>	<b>4,315,000.00</b>	<b>5,829,579.00</b>	<b>5,829,579.00</b>	<b>520,299.70</b>	<b>610,102.05</b>	<b>518,382.17</b>	<b>2,657,115.57</b>	<b>4,306,899.49</b>	<b>520,299.70</b>	<b>610,102.05</b>	<b>486,057.29</b>	<b>2,657,115.57</b>	<b>4,273,574.61</b>	<b>-</b>	<b>1,523,679.51</b>	<b>32,324.88</b>	
							<b>31,654,181.50</b>	<b>23,375,219.72</b>	<b>29,545,834.31</b>	<b>25,303,780.34</b>	<b>109,779,015.87</b>	<b>31,387,086.50</b>	<b>23,288,853.32</b>	<b>28,382,745.63</b>	<b>21,784,189.07</b>	<b>104,842,874.62</b>	<b>-</b>	<b>12,364,405.03</b>	<b>4,936,141.35</b>	

Prepared by:  
IMELDA K. FANG-ASAN  
Admin Officer III  
Date: January 27, 2025

Certified Correct:  
ESTRELLITA M. DACLAN  
SAO - Budget Office  
Date: January 27, 2025

Certified Correct:  
IMELDA B. GANATO  
University Accountant  
Date: January 27, 2025

Noted By:  
ANDRES ARNOLD W. LAMPACAN  
Chief Administrative Officer - Finance  
Date: January 27, 2025

Recommending Approval:  
RICHARD W. MINNOD  
VP for Administration and Finance  
Date: January 27, 2025

Approved by:  
KENNETH ALIP LARUAN  
University President  
Date: January 27, 2025



STATEMENT OF APPROPRIATION, ALLOTMENTS, OBLIGATIONS, DISBURSEMENT ANB BALANCES  
As of SEPTEMBER 30, 2024

FAR No. 1-Ab

Department: SUC's  
Agency: BENQUET STATE UNIVERSITY  
Operating Unit:  
Organization Code (UACS): 080170000000  
Funding Source Code (as Clustered):01101101/01101406/01104102/01102101/01101407

Current Year Appropriation  
Supplemental Appropriation  
Continuing Appropriation

PARTICULARS	UACS CODE	Authorized Appropriation	Adjustment (Realignment)	Adjusted Appropriation	Allotments Received	Adjustment (Realignment)	Adjusted total Allotment	Obligations					Disbursements					Unreleased Appropriation	Unobligated Allotment	Unpaid Obligations	
								1st Quarter	2nd Quarter	3rd Quarter	4th Quarter	Total	1st Quarter	2nd Quarter	3rd Quarter	4th Quarter	Total			Due and Demandable	Not Yet Due and Demandable
	2	3	4	5	6		9	10	11		13	14	15	16	17	18	19	20	21=(9-14)	22	23
<b>UNOBLIGATED ALLOTMENT</b>																					
<b>GENERAL ADMINISTRATION AND SUPPORT SERVICES</b>																					
<b>MAINTENANCE AND OTHER OPERATING EXPENSES</b>																					
Traveling Expenses - Local	50201010 00	4,807.43	47,850.01	52,657.44	4,807.43	47,850.01	52,657.44		52,285.01			52,285.01		52,285.01			52,285.01		-	-	-
Training Expenses	50202010 00	143,520.00	(47,320.00)	96,200.00	143,520.00	(47,320.00)	96,200.00	87,000.00	9,200.00			96,200.00	-	9,200.00		87,000.00	96,200.00		-	-	-
Fuel, Oil and Lubricants Expenses	50203090 00	2,538.00	6,603.76	9,141.76	2,538.00	6,603.76	9,141.76		9,141.76			9,141.76		9,141.76			9,141.76		-	-	-
Other Supplies and Materials Expenses	50203990 00	49,980.00	(49,980.00)	-	49,980.00	(49,980.00)	-		-			-		-			-		-	-	-
Postage and Courier Services	50205010 00		380.00	380.00		380.00	380.00		380.00			380.00		-		380.00	380.00		-	-	-
Landline	50205020 02		1,896.00	1,896.00		1,896.00	1,896.00		1,896.00			1,896.00		1,896.00		1,896.00	1,896.00		-	-	-
Internet Subscription Expenses	50205030 00		23,937.34	23,937.34		23,937.34	23,937.34		23,937.34		23,937.34	23,937.34		-	23,937.34		23,937.34		-	-	-
Other Professional Services	50211990 00	7,850.00	(6,867.11)	982.89	7,850.00	(6,867.11)	982.89		982.89			982.89		-	982.89		982.89		-	-	-
Representation Expenses	50299030 00		23,500.00	23,500.00		23,500.00	23,500.00		22,600.00			23,500.00		22,600.00		900.00	23,500.00		-	-	-
<b>TOTAL MOOE</b>		208,695.43	-	208,695.43	208,695.43	0.00	208,695.43	87,000.00	95,122.77	23,937.34	2,262.89	208,323.00	-	95,122.77	23,937.34	89,262.89	208,323.00		-	-	-
<b>TOTAL GASS</b>		208,695.43		208,695.43	208,695.43	0.00	208,695.43	87,000.00	95,122.77	23,937.34	2,262.89	208,323.00	-	95,122.77	23,937.34	89,262.89	208,323.00		-	-	-
<b>SUPPORT TO OPERATIONS</b>																					
<b>MAINTENANCE AND OTHER OPERATING EXPENSES</b>																					
Internet Subscription Expenses	50205030 00		273.00	273.00		273.00	273.00		-			-		-		-	-		-	-	-
Representation Expenses	50299030 00	273.00	(273.00)	-	273.00	(273.00)	-		-			-		-		-	-		-	-	-
<b>TOTAL MOOE</b>		273.00	-	273.00	273.00	-	273.00	-	-	-	-	-	-	-	-	-	-		273.00	-	-
<b>TOTAL SUPPORT TO OPERATIONS</b>		273.00	-	273.00	273.00	-	273.00	-	-	-	-	-	-	-	-	-	-		273.00	-	-
<b>ADVANCED EDUCATION SERVICES</b>																					
<b>MAINTENANCE AND OTHER OPERATING EXPENSES</b>																					
Internet Subscription Expenses	50205030 00		18,830.29	18,830.29		18,830.29	18,830.29		18,830.29			18,830.29		-	18,830.29		18,830.29		-	-	-
Membership Dues and Contributions	50299060 00	1,325.00	(1,325.00)	-	1,325.00	(1,325.00)	-		-			-		-		-	-		-	-	-
Other Maintenance and Operating Expenses	50299990 99	17,505.29	(17,505.29)	-	17,505.29	(17,505.29)	-		-			-		-		-	-		-	-	-
<b>TOTAL MOOE</b>		18,830.29	-	18,830.29	18,830.29	-	18,830.29	-	-	-	-	18,830.29	-	-	18,830.29	-	18,830.29		-	-	-
<b>TOTAL ADVANCED EDUCATION SERVICES</b>		18,830.29	-	18,830.29	18,830.29	-	18,830.29	-	-	-	-	18,830.29	-	-	18,830.29	-	18,830.29		-	-	-
<b>HIGHER EDUCATION - LA TRINIDAD CAMPUS</b>																					
<b>MAINTENANCE AND OTHER OPERATING EXPENSES</b>																					
Traveling Expenses - Local	50201010 00		8,324.00	8,324.00		8,324.00	8,324.00		3,000.00	5,324.00		8,324.00		3,000.00	5,324.00		8,324.00		-	-	-
Training Expenses	50202010 00	282.75	3,707.96	3,990.71	282.75	3,707.96	3,990.71		3,990.71			3,990.71		3,990.71			3,990.71		-	-	-
Scholarship Grants/Expenses	50202020 00	3,000.00	(3,000.00)	-	3,000.00	(3,000.00)	-		-			-		-		-	-		-	-	-
Office Supplies Expenses	50203010 00	20,640.00	(20,640.00)	-	20,640.00	(20,640.00)	-		-			-		-		-	-		-	-	-
Fuel, Oil and Lubricants Expenses	50203090 00		56,083.51	56,083.51		56,083.51	56,083.51	54,583.51	1,500.00			56,083.51	54,583.51	1,500.00			56,083.51		-	-	-
Semi-expendable Machinery and Equipment	50203210 00	18,129.72	(18,129.72)	-	18,129.72	(18,129.72)	-		-			-		-		-	-		-	-	-
Other Supplies and Materials Expenses	50203990 00	19,100.00	(19,100.00)	-	19,100.00	(19,100.00)	-		-			-		-		-	-		-	-	-
Internet Subscription Expenses	50205030 00		1,337.57	1,337.57		1,337.57	1,337.57		1,337.57		1,337.57	1,337.57		-	1,337.57		1,337.57		-	-	-
Awards/Rewards Expenses	50206010 01		45,000.00	45,000.00		45,000.00	45,000.00	45,000.00				45,000.00		-	45,000.00		45,000.00		-	-	-
Repairs and Maintenance - Machinery and Equipment	50213050 00	0.36	(0.36)	-	0.36	(0.36)	-		-			-		-		-	-		-	-	-
Advertising Expenses	50299010 00	10,500.00	(10,500.00)	-	10,500.00	(10,500.00)	-		-			-		-		-	-		-	-	-
Membership Dues and Contributions	50299060 00	492.00	(492.00)	-	492.00	(492.00)	-		-			-		-		-	-		-	-	-
Library and Other Reading Materials	50299070 00		-	-		-	-		-			-		-		-	-		-	-	-
Other Maintenance and Operating Expenses	50299990 99	42,590.96	(42,590.96)	-	42,590.96	(42,590.96)	-		-			-		-		-	-		-	-	-
<b>TOTAL MOOE</b>		114,735.79	-	114,735.79	114,735.79	-	114,735.79	99,583.51	8,490.71	6,661.57	-	114,735.79	54,583.51	8,490.71	6,661.57	45,000.00	114,735.79		-	-	-
<b>TOTAL HIGHER EDUCATION - LA TRINIDAD</b>		114,735.79	-	114,735.79	114,735.79	-	114,735.79	99,583.51	8,490.71	6,661.57	-	114,735.79	54,583.51	8,490.71	6,661.57	45,000.00	114,735.79		-	-	-









PARTICULARS	UACS CODE	Authorized Appropriation	Adjustment (Realignment)	Adjusted Appropriation	Allotments Received	Adjustment (Realignment)	Adjusted total Allotment	Obligations					Disbursements					Unreleased Appropriation	Unobligated Allotment	Unpaid Obligations																				
								1st Quarter	2nd Quarter	3rd Quarter	4th Quarter	Total	1ST Quarter	2nd Quarter	3rd Quarter	4th Quarter	Total			Due and Demandable	Not Yet Due and Demandable																			
	2	3	4	5	6		9	10	11	13	14	15	16	17	18	19	20	21=(9-14)	22	23																				
<b>HIGHER EDUCATION - BOKOD CAMPUS</b>																																								
<b>MAINTENANCE AND OTHER OPERATING EXPENSES</b>																																								
Traveling Expenses - Local	50201010 00	3,000.99	1,095.01	4,096.00	3,000.99	1,095.01	4,096.00		4,096.00		4,096.00		4,096.00			4,096.00																								
Internet Subscription Expense	50205030 00		2,851.76	2,851.76	-	2,851.76	2,851.76			2,851.76				2,851.76		2,851.76																								
Repairs and Maintenance - Major	50213050 00	0.42	(0.42)	-	0.42	(0.42)	-																																	
Fidelity Bond Premiums	50215020 00	3,946.35	(3,946.35)	-	3,946.35	(3,946.35)	-																																	
Representation Expenses	50299030 00	46,102.10		46,102.10	46,102.10		46,102.10	35,360.00	8,455.00	2,287.10		46,102.10		39,015.00	7,087.10	46,102.10																								
<b>TOTAL MOOE</b>		<b>53,049.86</b>	<b>-</b>	<b>53,049.86</b>	<b>53,049.86</b>	<b>-</b>	<b>53,049.86</b>	<b>35,360.00</b>	<b>12,551.00</b>	<b>5,138.86</b>	<b>-</b>	<b>53,049.86</b>	<b>-</b>	<b>43,111.00</b>	<b>2,851.76</b>	<b>7,087.10</b>	<b>53,049.86</b>	<b>-</b>	<b>-</b>	<b>-</b>	<b>-</b>																			
<b>TOTAL HIGHER EDUCATION - BOKOD</b>																					<b>53,049.86</b>		<b>53,049.86</b>	<b>53,049.86</b>		<b>53,049.86</b>	<b>35,360.00</b>	<b>12,551.00</b>	<b>5,138.86</b>	<b>-</b>	<b>53,049.86</b>	<b>-</b>	<b>43,111.00</b>	<b>2,851.76</b>	<b>7,087.10</b>	<b>53,049.86</b>	<b>-</b>	<b>-</b>	<b>-</b>	<b>-</b>
<b>HIGHER EDUCATION - BUGUIAS</b>																																								
<b>MAINTENANCE AND OTHER OPERATING EXPENSES</b>																																								
Traveling Expenses - Local	50201010 00	5,008.18	59,405.82	64,414.00	5,008.18	59,405.82	64,414.00	62,914.00				62,914.00	1,716.00			61,198.00	62,914.00		1,500.00																					
Training Expenses	50202010 00		162,400.00	162,400.00	-	162,400.00	162,400.00	132,400.00	30,000.00			162,400.00		30,000.00		132,400.00	162,400.00																							
Office Supplies Expenses	50203010 00	6,655.20	(6,655.20)	-	6,655.20	(6,655.20)	-																																	
Textbooks and Instructional Materials	50203110 01	12,856.59	(12,856.59)	-	12,856.59	(12,856.59)	-																																	
Internet Subscription Expense	50205030 00		43,490.04	43,490.04	-	43,490.04	43,490.04			43,490.04		43,490.04			43,490.04		43,490.04																							
Other Professional Services	50211990 00	255,233.05	(255,233.05)	-	255,233.05	(255,233.05)	-																																	
Repairs and Maintenance - Building	50213060 00		5,000.00	5,000.00	-	5,000.00	5,000.00	5,000.00				5,000.00	5,000.00			5,000.00																								
Insurance Expenses	50215030 00		5,155.87	5,155.87	-	5,155.87	5,155.87	5,155.87				5,155.87	5,155.87			5,155.87																								
Representation Expenses	50299030 00	706.89	(706.89)	-	706.89	(706.89)	-																																	
<b>TOTAL MOOE</b>		<b>280,459.91</b>	<b>(0.00)</b>	<b>280,459.91</b>	<b>280,459.91</b>	<b>(0.00)</b>	<b>280,459.91</b>	<b>205,469.87</b>	<b>30,000.00</b>	<b>43,490.04</b>	<b>-</b>	<b>278,959.91</b>	<b>11,871.87</b>	<b>30,000.00</b>	<b>43,490.04</b>	<b>193,598.00</b>	<b>278,959.91</b>	<b>1,500.00</b>	<b>-</b>	<b>-</b>	<b>-</b>																			
<b>TOTAL HIGHER EDUCATION - BUGUIAS</b>																					<b>280,459.91</b>		<b>280,459.91</b>	<b>280,459.91</b>		<b>280,459.91</b>	<b>205,469.87</b>	<b>30,000.00</b>	<b>43,490.04</b>	<b>-</b>	<b>278,959.91</b>	<b>11,871.87</b>	<b>30,000.00</b>	<b>43,490.04</b>	<b>193,598.00</b>	<b>278,959.91</b>	<b>-</b>	<b>1,500.00</b>	<b>-</b>	<b>-</b>
<b>RESEARCH SERVICES</b>																					<b>448,245.56</b>						<b>340,413.38</b>	<b>51,041.71</b>	<b>55,290.47</b>		<b>446,745.56</b>	<b>11,871.87</b>	<b>30,000.00</b>	<b>53,003.37</b>	<b>94,875.24</b>	<b>30,000.00</b>				
<b>MAINTENANCE AND OTHER OPERATING EXPENSES</b>																																								
Traveling Expenses - Local	50201010 00	231,633.65	(181,156.71)	50,476.94	231,633.65	(181,156.71)	50,476.94	50,476.94				50,476.94	25,556.94			24,920.00	50,476.94																							
Training Expenses	50202010 00		311,311.34	311,311.34	-	311,311.34	311,311.34	292,502.05	18,809.29			311,311.34	292,502.05	18,809.29		311,311.34																								
Fuel, Oil and Lubricants Expenses	50203090 00	2,350.15	94,755.83	97,105.98	2,350.15	94,755.83	97,105.98	97,105.98				97,105.98				97,105.98																								
Other Supplies and Materials Expenses	50203990 00		23,500.00	23,500.00	-	23,500.00	23,500.00	23,500.00				23,500.00			23,500.00		23,500.00																							
Mobile	50205020 01	193,340.10	(193,340.10)	-	193,340.10	(193,340.10)	-																																	
Internet Subscription Expense	50205030 00		33,600.00	33,600.00	-	33,600.00	33,600.00	33,600.00				33,600.00	33,600.00			33,600.00																								
Other Professional Services	50211990 00	193,981.53	(193,981.53)	-	193,981.53	(193,981.53)	-																																	
Repairs and Maintenance - Building	50213040 00	16,600.07	(16,600.07)	-	16,600.07	(16,600.07)	-																																	
Representation Expenses	50299030 00		150,130.00	150,130.00	-	150,130.00	150,130.00	87,430.00	62,700.00			150,130.00	87,430.00	62,700.00		150,130.00																								
Other Maintenance and Operating Expenses	50299990 99	28,218.76	(28,218.76)	-	28,218.76	(28,218.76)	-																																	
<b>TOTAL MOOE</b>		<b>666,124.26</b>	<b>(0.00)</b>	<b>666,124.26</b>	<b>666,124.26</b>	<b>(0.00)</b>	<b>666,124.26</b>	<b>584,614.97</b>	<b>81,509.29</b>	<b>-</b>	<b>-</b>	<b>666,124.26</b>	<b>536,194.97</b>	<b>81,509.29</b>	<b>-</b>	<b>48,420.00</b>	<b>666,124.26</b>	<b>-</b>	<b>-</b>	<b>-</b>	<b>-</b>																			
<b>TOTAL RESEARCH SERVICES</b>																					<b>666,124.26</b>	<b>(0.00)</b>	<b>666,124.26</b>	<b>666,124.26</b>	<b>(0.00)</b>	<b>666,124.26</b>	<b>584,614.97</b>	<b>81,509.29</b>	<b>-</b>	<b>-</b>	<b>666,124.26</b>	<b>536,194.97</b>	<b>81,509.29</b>	<b>-</b>	<b>48,420.00</b>	<b>666,124.26</b>	<b>-</b>	<b>-</b>	<b>-</b>	<b>-</b>
<b>EXTENSION SERVICES</b>																																								
<b>MAINTENANCE AND OTHER OPERATING EXPENSES</b>																																								
Traveling Expenses - Local	50201010 00	276.00	236,659.27	236,935.27	276.00	236,659.27	236,935.27	144,835.27	92,100.00			236,935.27	7,100.00	92,100.00		137,735.27	236,935.27																							
Training Expenses	50202010 00		8,754.00	8,754.00	-	8,754.00	8,754.00	8,754.00				8,754.00	8,754.00																											
Fuel, Oil and Lubricants Expenses	50203090 00		16,811.34	16,811.34	-	16,811.34	16,811.34	12,336.34	1,475.00	3,000.00		16,811.34		1,475.00	3,000.00	12,336.34	16,811.34																							
Semi-expendable Machinery and Equipment	50203210 00	79,014.80	(79,014.80)	-	79,014.80	(79,014.80)	-																																	
Semi-expendable - Furniture and Fixtures	50203220 00	6,100.00	(6,100.00)	-	6,100.00	(6,100.00)	-																																	
Postage and Courier Services	50205010 00	16,000.00	(16,000.00)	-	16,000.00	(16,000.00)	-																																	
Mobile	50205020 01	16,600.00	(16,600.00)	-	16,600.00	(16,600.00)	-																																	
Landline	50205020 02	68,000.00	(66,300.99)	1,699.01	68,000.00	(66,300.99)	1,699.01	1,699.01				1,699.01	1,699.01								0.00																			
Other Professional Services	50211990 00		115,315.21	115,315.21	-	115,315.21	115,315.21				115,315.21	115,315.21			115,315.21	115,315.21																								
Repairs and Maintenance - Building	50213040 00	31,590.93	(31,590.93)	-	31,590.93	(31,590.93)	-																																	
Repairs and Maintenance - Major	50213050 00	3,000.00	(3,000.00)	-	3,000.00	(3,000.00)	-																																	
Representation Expenses	50299030 00	52,000.00	(82.10)	51,917.90	52,000.00	(82.10)	51,917.90	50,180.00	1,000.00	737.90		51,917.90		1,000.00		50,917.90	51,917.90																							
Other Maintenance and Operating Expenses	50299990 99	41,851.00	(41,851.00)	-	41,851.00	(41,851.00)	-																																	
<b>TOTAL MOOE</b>		<b>431,432.73</b>	<b>0.00</b>	<b>431,432.73</b>	<b>431,432.73</b>	<b>0.00</b>	<b>431,432.73</b>	<b>217,804.62</b>	<b>94,575.00</b>	<b>3,737.90</b>	<b>115,315.21</b>	<b>431,432.73</b>	<b>17,553.01</b>	<b>94,575.00</b>	<b>3,000.00</b>	<b>316,304.72</b>	<b>431,432.73</b>	<b>-</b>	<b>-</b>	<b>-</b>	<b>-</b>																			



PARTICULARS	UACS CODE	Authorized Appropriation	Adjustment (Realignment)	Adjusted Appropriation	Allotments Received	Adjustment (Realignment)	Adjusted total Allotment	Obligations					Disbursements					Unreleased Appropriation	Unobligated Allotment	Unpaid Obligations	
								1st Quarter	2nd Quarter	3rd Quarter	4th Quarter	Total	1st Quarter	2nd Quarter	3rd Quarter	4th Quarter	Total			Due and Demandable	Not Yet Due and Demandable
	2	3	4	5	6		9	10	11		13	14	15	16	17	18	19	20	21=(9-14)	22	23
TOTAL CO		-		-	-		-	-	-	-	-	-	-	-	-	-	-		-	-	-
TOTAL EXTENSION SERVICES		431,432.73	0.00	431,432.73	431,432.73		431,432.73	217,804.62	94,575.00	3,737.90	115,315.21	431,432.73	17,553.01	94,575.00	3,000.00	316,304.72	431,432.73		-	-	-
HIGHER EDUCATION RESEARCH INNOVATIVE PROGRAM		1,841,000.00					1,841,000.00	463,131.58			1,377,868.24	1,840,979.82	463,131.58			449,032.24	912,163.82		20.18	928,816.00	-
<b>UNRELEASED ALLOTMENT</b>																					
<b>MAINTENANCE AND OTHER OPERATING EXPENSES</b>																					
TULONG DUNONG		1,300,000.00					1,300,000.00				1,290,000.00	1,290,000.00				1,290,000.00	1,290,000.00		10,000.00	-	-
CAPACITY DEVT ON FUTURE THINKING AND STRATEGIC FORESIGHT		2,000,000.00					2,000,000.00			833,569.50	1,166,399.98	1,999,969.48				1,999,969.48	1,999,969.48		30.52	-	-
ESTABLISHMENT OF COLLEGE OF MEDICINE		5,138,000.00					5,138,000.00		416,872.64	2,982,754.00	1,734,006.00	5,133,632.64	-	416,872.64	1,617,785.00	422,800.00	2,457,457.64		4,367.36	2,676,175.00	-
<b>TOTAL MOOE FOR UNRELEASED ALLOTMENT</b>		<b>8,438,000.00</b>	<b>-</b>	<b>-</b>	<b>-</b>	<b>-</b>	<b>8,438,000.00</b>	<b>-</b>	<b>416,872.64</b>	<b>3,816,323.50</b>	<b>4,190,405.98</b>	<b>8,423,602.12</b>	<b>-</b>	<b>416,872.64</b>	<b>1,617,785.00</b>	<b>3,712,769.48</b>	<b>5,747,427.12</b>	<b>-</b>	<b>14,397.88</b>	<b>2,676,175.00</b>	<b>-</b>
<b>CAPITAL OUTLAY</b>																					
ESTABLISHMENT OF COLLEGE OF MEDICINE		25,500,000.00					25,500,000.00	628,950.00		9,720,182.00	15,129,628.00	25,478,760.00	628,950.00	-	9,720,182.00	7,565,746.00	17,914,878.00		21,240.00	7,563,882.00	-
<b>TOTAL UNRELEASED APPROPRIATIONS</b>		<b>33,938,000.00</b>	<b>-</b>	<b>-</b>	<b>-</b>	<b>-</b>	<b>33,938,000.00</b>	<b>628,950.00</b>	<b>416,872.64</b>	<b>13,536,505.50</b>	<b>19,320,033.98</b>	<b>33,902,362.12</b>	<b>628,950.00</b>	<b>416,872.64</b>	<b>11,337,967.00</b>	<b>11,278,515.48</b>	<b>23,662,305.12</b>	<b>-</b>	<b>35,637.88</b>	<b>10,240,057.00</b>	<b>-</b>

Roxsan

Prepared by:  IMELDA A. FANG-ASAN Admin Officer III	Certified Correct:  ESTRELITA M. DACLAN SAC - Budget Office	Certified Correct:  IMELDA B. GALINATO Chief Accountant	Noted by:  ANDRES ARNOLDS W. LAMPACAN Chief Administrative Officer - Finance	Recommending Approval:  RICHARD H. KINNUD VP For Administration and Finance	Approved by:  KENNETH ALIP LARUAN University President
--	---	---	--	--	--